

MRC series

C5-A3x

11-pin, power relay, 3-pole, plug-in, faston

Type	C5-A3x/ ... V Power relays, 3 change-over contacts		
Maximum contact load	16 A/400 V AC1	0,5 A/110 V DC1	
	16 A/30 V DC1	0,2 A/220 V DC1	
Recommended minimum contact load	1 mA/10 V (with 10 μ Au)		
	10 mA/10 V (standard contact)		

Contacts			
Material	Standard	Code 0	AgNi
	Optional	Code 8	AgNi + 10 μ Au
	Optional	Code 9	AgNi + 0,2 μ Au
Rated current	16 A		
Switch-on current max. (20 ms)	40 A		
Switching voltage max.	400 V		
AC load	4 kVA		
DC load	see Fig. 2		

Coil			
Coil resistance	see table; tolerance ± 10 %		
Pick-up voltage	≥ 0,8 x U _N		
Release voltage	≥ 0,1 x U _N		
Nominal power	2,4 VA (AC)/1,4 W (DC)		


Coil table						
VAC	Ω	mA	VDC	Ω	mA	
24	65	100	24	414	58	
48	286	50	48	1K6	30	
115	1K7	21	110	8K1	13	
230	6K8	10	220	34K5	6,5	
400	18K8	6				

Insulation		Volt rms, 1 min
Contact open		1000 V
Contact/contact		4 kV
Contact/coil		4 kV
Insulation resistance at 500 V		≥3 GΩ
Insulation, IEC 61810-5		4 kV/3

Specifications	
Ambient temperature operation/storage	-40 (no ice)...60 °C /-40 ... 80 °C
Pick-up time/bounce time	20 ms/≤ 3 ms
Release time/bounce time	10 ms/≤ 1 ms
Mechanical life	AC: 10 Mill./DC: 20 Mill. switching cycles
AC voltage endurance at rated load	≥100000 switching cycles
Switching frequency at rated load	≤ 1200/h
Protection class	IP40
Weight	95 g

Standard types			
AC 50 Hz/60 Hz: 24, 48, 115, (120), 230, (240)	C5-A30/AC ... V	C5-A38/AC ... V	C5-A39/AC ... V
LED	C5-A30X/AC ... V	C5-A38X/AC ... V	C5-A39X/AC ... V
RC suppresor	C5-A30R/AC ... V	C5-A38R/AC ... V	C5-A39R/AC ... V
DC 24, 48, 110, 220	C5-A30X/DC ... V	C5-A38X/DC ... V	C5-A39/DC ... V
LED	C5-A30X/DC ... V	C5-A38X/DC ... V	C5-A39X/DC ... V
Free wheeling diode	C5-A30DX/DC ... V	C5-A38DX/DC ... V	C5-A39DX/DC ... V
Polarity and free wheeling diode	C5-A30FX/DC ... V	C5-A38FX/DC ... V	C5-A39FX/DC ... V
AC/DC bridge rectifier 24 V, 48 V, 60 V	C5-A30BX/UC ... V	C5-A38BX/UC ... V	C5-A39BX/UC ... V
"..." Enter the voltage for full type designation			

Accessories	
Socket:	S5-S, S5-L, S5-P, S5-P0
Operational accessories (blanking plug):	SO-NP, SO-OP



Connection diagram

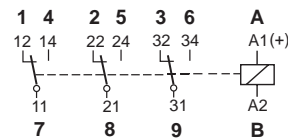


Fig. 1 AC voltage endurance

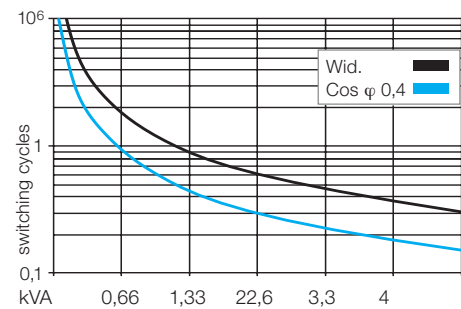
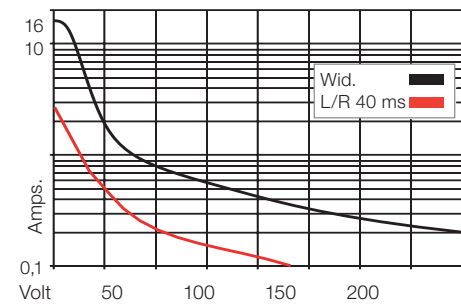
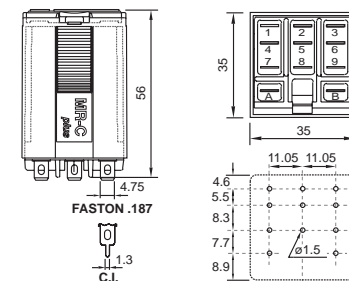


Fig. 2 DC load limit curve



Dimensions [mm]



Technical approvals, conformities



IEC 60947; IEC 61810