

Date \_\_\_\_\_

\_\_\_\_\_

Name \_\_\_\_\_

\_\_\_\_\_

Client \_\_\_\_\_

\_\_\_\_\_

Project name \_\_\_\_\_

\_\_\_\_\_

Quote# \_\_\_\_\_

\_\_\_\_\_

Type/Quantity \_\_\_\_\_

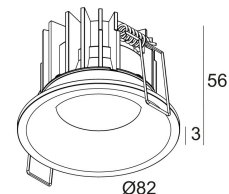
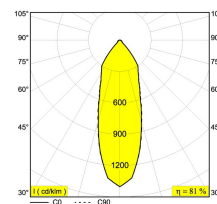
\_\_\_\_\_

\_\_\_\_\_

28/08/2018 18:13:33

### REO 94033 S1 202 26 811 942

[Weblink](#)



Opening formaat: 76 mm

Inbouwdiepte: 55 mm

Dikte montageoppervlak: max.22

Beschikbare kleuren: ZWART (202 26 811 942 B)  
CHROOM (202 26 811 942 C)  
WIT (202 26 811 942 W)  
GOUD MAT (202 26 811 942 MMAT)

NON ADJUSTABLE  
INCL. 1 x LED WHITE 7,1-10,4W / CRI>90 / 4000K / max.1148lm  
INCL. 1 x REFLECTOR FL-33°  
EXCL. LED POWER SUPPLY 350-500mA-DC

LED Technics: Lichtbron: 1148 lm // 10 W // 117 lm/W  
Luminaire: 935 lm // 12 W // 78 lm/W

Klasse: III

Gewicht: 0.2 KG

Protection level: IP43/20-20/20

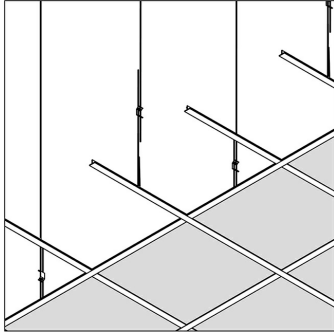
Minimumafstand: n.v.t.

Opties: PLASTERKIT 101  
LED POWER SUPPLY 350 / 500mA-DC DIM

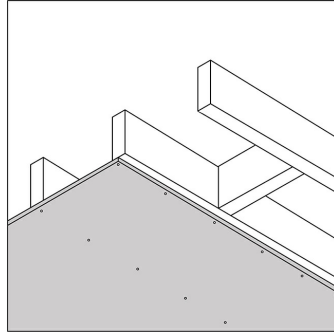
Voor gedetailleerde installatie-instructies, raadpleeg de handleiding. [202\\_26\\_811\\_XXX\\_HAND.pdf](#)

REO 94033 S1  
202 26 811 942

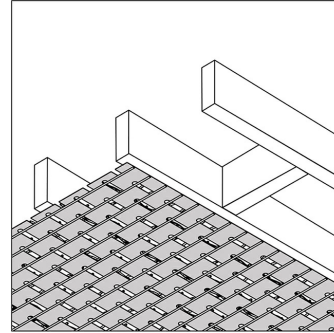
**Plafond mogelijkheden**



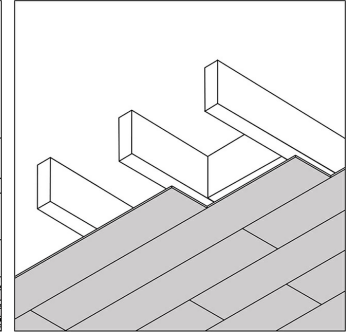
**Systeemplafond**



**Gipsplaat**



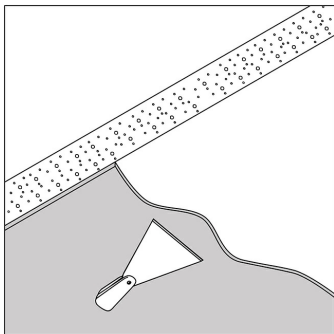
**Stucanet**



**Hout**

**Optioneel**

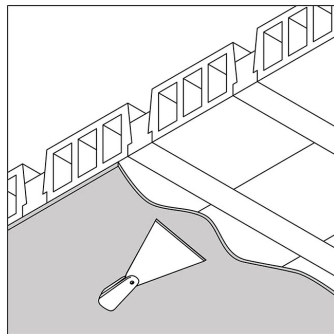
PLASTERKIT 101



**Beton + pleister**

**Aleen met**

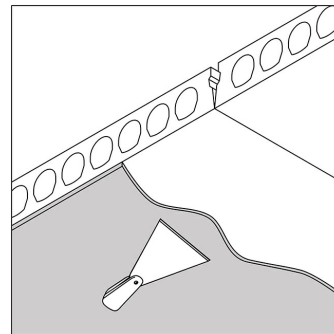
PLASTERKIT 101



**Stalton + pleister**

**Aleen met**

PLASTERKIT 101



**Welfsels + pleister**

**Aleen met**

PLASTERKIT 101

REO 94033 S1  
202 26 811 942

**Related references**  
**LED VOEDINGEN**

Weblink / Specificatieblad

LED POWER CONVERTER 24V-DC TO MULTI CURRENT 48W DIM5  
300 90 67  
Aantal toestellen: 2 / - / -

Weblink / Specificatieblad

LED POWER CONVERTER 48V-DC to 350 mA-DC / 15W DIM1  
300 48 350 ED1  
Aantal toestellen: 1

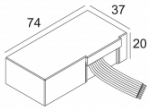
Weblink / Specificatieblad

LED POWER CONVERTER 48V-DC to 350 mA-DC / 15W DIM5  
300 48 350 ED5  
Aantal toestellen: 1

Weblink / Specificatieblad

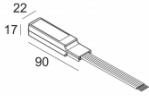
LED POWER CONVERTER 48V-DC to 350 mA-DC / 15W MDL  
300 48 350 MDL  
Aantal toestellen: 1

[Weblink](#) / [Specificatieblad](#)



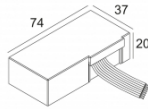
LED POWER CONVERTER 48V-DC to 350 mA-DC / 15W WDL  
300 48 350 WDL  
Aantal toestellen: 1

[Weblink](#) / [Specificatieblad](#)



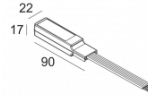
LED POWER CONVERTER 48V-DC to 500 mA-DC / 22W DIM1  
300 48 500 ED1  
Aantal toestellen: 1

[Weblink](#) / [Specificatieblad](#)



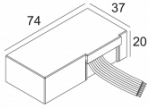
LED POWER CONVERTER 48V-DC to 500 mA-DC / 22W DIM5  
300 48 500 ED5  
Aantal toestellen: 1

[Weblink](#) / [Specificatieblad](#)



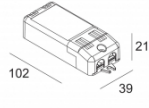
LED POWER CONVERTER 48V-DC to 500 mA-DC / 22W MDL  
300 48 500 MDL  
Aantal toestellen: 1

[Weblink](#) / [Specificatieblad](#)



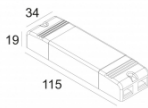
LED POWER CONVERTER 48V-DC to 500 mA-DC / 22W WDL  
300 48 500 WDL  
Aantal toestellen: 1

[Weblink](#) / [Specificatieblad](#)



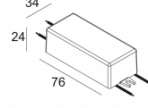
LED POWER SUPPLY 350mA-DC / 10W DIM8  
300 90 110  
220-240V / 50-60Hz  
Aantal toestellen: 1

[Weblink](#) / [Specificatieblad](#)



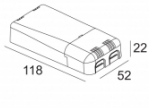
LED POWER SUPPLY 350mA-DC / 15W  
300 90 91  
110-240V / 50-60Hz  
Aantal toestellen: 2(1)

[Weblink](#) / [Specificatieblad](#)



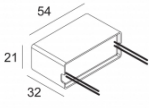
LED POWER SUPPLY 350mA-DC / 16W DIM8  
300 90 312  
110-240V / 50-60Hz  
Aantal toestellen: 2(2)

[Weblink](#) / [Specificatieblad](#)



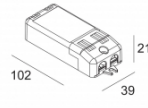
LED POWER SUPPLY 350mA-DC / 18W DIM8  
300 90 116  
220-240V / 50-60Hz  
Aantal toestellen: 2->2

[Weblink](#) / [Specificatieblad](#)



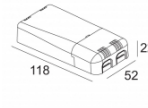
LED POWER SUPPLY 350mA-DC / 8W  
300 90 108  
110-240V / 0/50-60Hz  
Aantal toestellen: 1(1)

[Weblink](#) / [Specificatieblad](#)



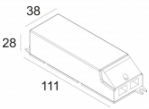
LED POWER SUPPLY 500mA-DC / 11W DIM8  
300 90 119  
220-240V / 50-60Hz  
Aantal toestellen: 1

[Weblink](#) / [Specificatieblad](#)



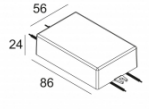
LED POWER SUPPLY 500mA-DC / 20W DIM8  
300 90 121  
220-240V / 50-60Hz  
Aantal toestellen: 1

[Weblink](#) / [Specificatieblad](#)



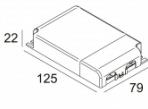
LED POWER SUPPLY 500mA-DC / 21W  
300 90 92  
110-240V / 0/50-60Hz  
Aantal toestellen: 2(1)

[Weblink](#) / [Specificatieblad](#)



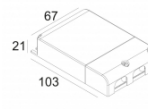
LED POWER SUPPLY 500mA-DC / 22W DIM8  
300 90 5120  
110-240V / 50-60Hz  
Aantal toestellen: 2->2(2)

[Weblink](#) / [Specificatieblad](#)



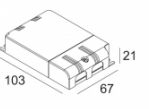
LED POWER SUPPLY MULTI-POWER  
300 90 914  
110-240V / 50-60Hz  
Aantal toestellen: 3(3) / 3(3) / -

[Weblink](#) / [Specificatieblad](#)



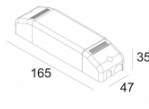
LED POWER SUPPLY MULTI-POWER DIM1  
300 90 64  
110-240V / 0/50-60Hz  
Aantal toestellen: 2(1) / 2(1) / -

[Weblink](#) / [Specificatieblad](#)



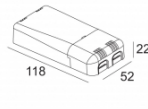
LED POWER SUPPLY MULTI-POWER DIM5  
300 90 68  
110-240V / 50-60Hz  
Aantal toestellen: 2(1) / 2(1) / -

[Weblink](#) / [Specificatieblad](#)



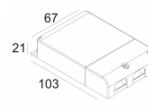
LED POWER SUPPLY MULTI-POWER DIM6  
300 90 61  
220-240V / 50-60Hz  
Aantal toestellen: 2 / 2 / -

[Weblink](#) / [Specificatieblad](#)



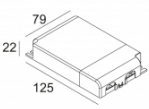
LED POWER SUPPLY MULTI-POWER DIM7  
300 90 124  
110-240V / 50-60Hz  
Aantal toestellen: 2(2) / 1(1) / -

[Weblink](#) / [Specificatieblad](#)



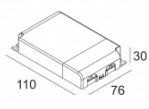
LED POWER SUPPLY MULTI-POWER DIM7  
300 90 60  
110-240V / 50-60Hz  
Aantal toestellen: 2(2) / 2(1) / -

[Weblink](#) / [Specificatieblad](#)



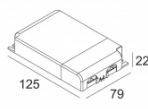
LED POWER SUPPLY MULTI-POWER DIM9  
300 90 63  
110-240V / 0/50-60Hz  
Aantal toestellen: 3(3) / 3(3) / -

[Weblink](#) / [Specificatieblad](#)



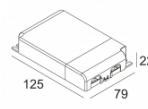
LED POWER SUPPLY MULTI-POWER HV  
300 90 135  
220-240V / 50-60Hz  
Aantal toestellen: 3->3 / 2->3 / -

[Weblink](#) / [Specificatieblad](#)



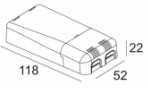
LED POWER SUPPLY MULTI-POWER HV DIM7  
300 90 134  
110-240V / 50-60Hz  
Aantal toestellen: 5(5) / 4(3) / -

[Weblink](#) / [Specificatieblad](#)



LED POWER SUPPLY MULTI-POWER HV DIM9  
300 90 69  
110-240V / 50-60Hz  
Aantal toestellen: 5(5) / 4(3) / -

Weblink / Specificatieblad



LED POWER SUPPLY MULTI-POWER MINI DIM5  
300 90 125  
110-240V / 50-60Hz  
Aantal toestellen: 1(1) / 1(1) / -

**Related references**

**PLESTERKITS**

Weblink / Specificatieblad



PLASTERKIT 101  
202 11 19



# Specification Sheet

REO 94033 S1  
**202 26 811 942**

Gerelateerde project foto v an product familie:

