



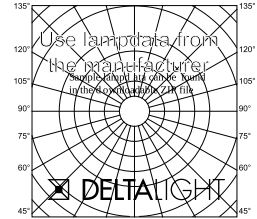
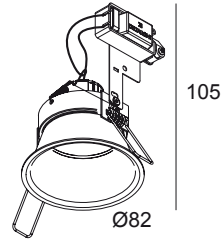
## DEEP RINGO Hi SI W

202 11 26 W

AVAILABLE IN

**BLACK** 202 11 26 B

**WHITE** 202 11 26 W



 [View on website](#)

### General info

<b>LOCATION</b>	interior
<b>INSTALLATION</b>	Ceiling Recessed
<b>CUTOUT SHAPE/SIZE (MM)</b>	round - 76
<b>RECESSED DEPTH (MM)</b>	105
<b>THICKNESS OF MOUNTING SURFACE (MM)</b>	max.15
<b>INGRESS PROTECTION</b>	IP20
<b>WEIGHT (KG)</b>	0.1
<b>ADJUSTABILITY</b>	non adjustable

### Electrical info

	1 x QPAR51 max.35W
<b>CLASS</b>	II

### Lightsource info

Lightsource Name	halogen
Min. distance to lightsource (m)	0,5

### Remarks

lamp not included

### Options













PLASTERKIT 101

For detailed installation instructions, please consult the manual: [202\\_11\\_26\\_HAND.pdf](#)

# DEEP RINGO Hi S1 W

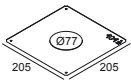
202 11 26 W

## CEILING COMPATIBILITY

Ceiling Type	Mounting Kit
 System ceiling	-
 Plasterboard	-
 Stucanet	 PLASTERKIT 101 <span style="float: right;">Required</span>
 Wood	-
 Concrete + plaster	 PLASTERKIT 101 <span style="float: right;">Required</span>
 Lintel + plaster	 PLASTERKIT 101 <span style="float: right;">Required</span>
 Hollow-core slab + plaster	 PLASTERKIT 101 <span style="float: right;">Required</span>
 Stretched ceiling	-

## FINISH YOUR SPECIFICATION

### Plasterkits



**202 11 19** PLASTERKIT 101



Notes: