
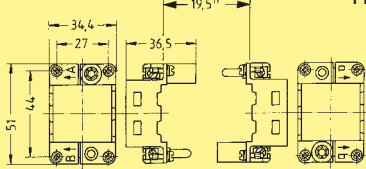

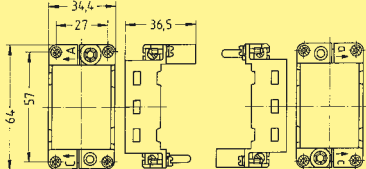

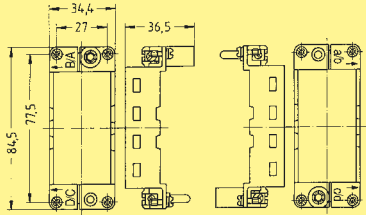

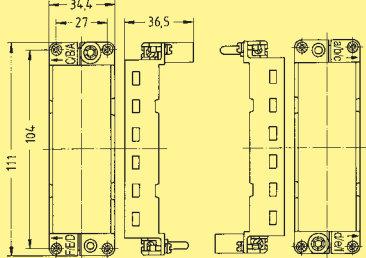

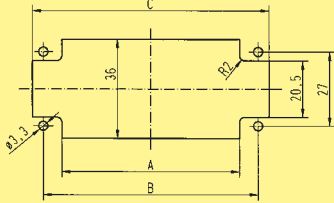
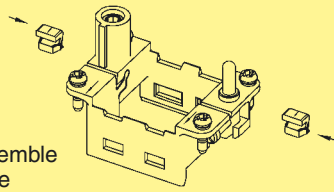


Han-Modular® Hinged frames



Identification	Size	Part No. for Hoods / Housings ²⁾		Drawing	Dimensions in mm																				
		Marking A ... F	Marking a ... f																						
Hinged frame for 2 modules 	6 B	09 14 006 0303	09 14 006 0313	Hood 	Dimensions in mm  <table border="1" data-bbox="997 1724 1492 1870"> <thead> <tr> <th>Size</th> <th>A</th> <th>B</th> <th>C</th> </tr> </thead> <tbody> <tr> <td>6 B</td> <td>35</td> <td>44</td> <td>52</td> </tr> <tr> <td>10 B</td> <td>49</td> <td>57</td> <td>66</td> </tr> <tr> <td>16 B</td> <td>64</td> <td>77.5</td> <td>85.5</td> </tr> <tr> <td>24 B</td> <td>94</td> <td>104</td> <td>112</td> </tr> </tbody> </table>	Size	A	B	C	6 B	35	44	52	10 B	49	57	66	16 B	64	77.5	85.5	24 B	94	104	112
Size	A	B	C																						
6 B	35	44	52																						
10 B	49	57	66																						
16 B	64	77.5	85.5																						
24 B	94	104	112																						
Hinged frame for 3 modules 	10 B	09 14 010 0303	09 14 010 0313																						
Hinged frame for 4 modules 	16 B	09 14 016 0303	09 14 016 0313																						
Hinged frame for 6 modules 	24 B	09 14 024 0303	09 14 024 0313																						
Locking Element for hinged frames (20 pieces per bloc) 		09 14 000 9960		 Ideal to pre-assemble the hinged frame																					

Han Modular

06
09

¹⁾ Distance for electrical and FOC contacts max. 21 mm; for pneumatic contacts max. 20.5 mm
²⁾ Hinged frames can be used either in hood or housing, but two different markings must be used for one connector

Stock items in bold type