

**Electronic High Performance Timing Relays 700-FS**

- Adjustable Function and Timing Range Timing Relays
- DIN Rail Mounted without Cost of Socket
- 22.5 mm Wide Multifunction or Single Functions
- Available as SPDT or DPDT Contact Output, 8 A
- Timing Ranges From 0.05s...60h



700-FS

**Single Function (With SPDT 1 C/O contact)**

Operating Mode	Timing Range	Input Voltage	Cat. No.		
On-delay	0.05 s...60 h	24...48V DC 24...240V AC, 50/60 Hz	700-FSA3UU23		
	0.05...1 s	24...48V DC 24...240V AC, 50/60 Hz	700-FSA3AU23		
	0.5...10 s	24...48V DC 24...240V AC, 50/60 Hz	700-FSA3CU23		
	0.5...10 min	24...48V DC 24...240V AC, 50/60 Hz	700-FSA3GU23		
Off-delay	0.05 s...60 h	24...48V DC 24...240V AC, 50/60 Hz	700-FSB3UU23		
	0.05...1 s	24...48V DC 24...240V AC, 50/60 Hz	700-FSB3AU23		
	0.5...10 s	24...48V DC 24...240V AC, 50/60 Hz	700-FSB3CU23		
	0.5...10 min	24...48V DC 24...240V AC, 50/60 Hz	700-FSB3GU23		
On- and off-delay	0.05...1 s	24...48V DC 24...240V AC, 50/60 Hz	700-FSC3AU23		
	0.5...10 s	24...48V DC 24...240V AC, 50/60 Hz	700-FSC3CU23		
One shot	0.05...1 s	24...48V DC 24...240V AC, 50/60 Hz	700-FSD3AU23		
	0.5...10 s	24...48V DC 24...240V AC, 50/60 Hz	700-FSD3CU23		
Fleeting Off-delay	0.5...10 s	24...48V DC 24...240V AC, 50/60 Hz	700-FSE3CU23		
Flasher (repeat cycle starts with pulse)	0.5...10 s	24...48V DC 24...240V AC, 50/60 Hz	700-FSF3CU23		
Flasher (repeat cycle starts with pause)	0.5...10 s	24...48V DC 24...240V AC, 50/60 Hz	700-FSG3CU23		
On-delay pulse generator	0.5...10 s	24...48V DC 24...240V AC, 50/60 Hz	700-FSI3CU23		
On-delay (pulse controlled)	0.5...10 s	24...48V DC 24...240V AC, 50/60 Hz	700-FSJ3CU23		
One shot/watch dog (pulse controlled)	0.5...10 s	24...48V DC 24...240V AC, 50/60 Hz	700-FSK3CU23		
Pulse converter	0.5...10 s	24...48V DC 24...240V AC, 50/60 Hz	700-FSL3CU23		

Optional Configurations, Single-Function (With SPDT 1 C/O contacts)

**700-FS**

**A**

**3**

**A**

**U23**

*a*

*b*

*c*

*d*

*a*

Operating Mode	
Code	Description
A	On-delay
B	Off-delay
C	On- and off-delay
D	One shot
E	Fleeting off-delay
F	Flasher (repeat cycle starts with pulse)
G	Flasher (repeat cycle starts with pause)
I	On-delay pulse generator
J	On-delay (pulse controlled)
K	One shot/watch dog (pulse controlled)
L	Pulse converter

*b*

Contact Output	
Code	All functions:
3	1 Changeover contact (SPDT)

*c*

Timing Range	
Code	Description
A	0.05...1 s
B	0.15...3 s
C	0.5...10 s
D	1.5...30 s
E	0.05...1 min
F	0.15...3 min
G	0.5...10 min
H	1.5...30 min
I	0.05...1 h
J	0.15...3 h
K	0.5...10 h
L	3.0...60 h
U	0.05 s...60 h*

*d*

Input Voltage	
Code	Description
U18	24...240V AC/DC
U23	24...48V DC 24...240V AC 50/60 Hz
Z12	12 V DC

\* Valid for operating modes "A" and "B" only.

Single Function (With DPDT 2 C/O contacts)

Operating Mode	Timing Range	Input Voltage	Cat. No.		
On-delay	0.05 s...60 h ⊛	24...48V DC 24...240V AC, 50/60 Hz	700-FSA4UU23		
Off-delay	0.05 s...60 h ⊛	24...48V DC 24...240V AC, 50/60 Hz	700-FSB4UU23		

⊛ The timing range of "0.05 s...60 h" is selectable in 12 smaller ranges plus an ON and OFF function for maintenance needs.

Bulletin 700-FS  
**Relays and Timers**  
 Product Selection

**Multi-Function Relays**

(This device offers you the flexibility of selecting one of 8 single timing functions.)


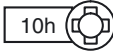



700-FSM

Operating Mode	Contact Output	Timing Range	Input Voltage	Cat. No.		
Multi-function timing relays 8 Single-functions: A, B, C, D, E, F, I, and L ON and OFF function additional (for installation and maintenance) Note: See connection diagrams for further description.	(SPDT) 1 C/O	0.05 s...60 h *	24...48V DC 24...240V AC 50/60 Hz	700-FSM3UU23		
		0.05 s...60 h *	24...240V AC/DC	700-FSM3UU18		
		0.05 s...60 h *	346...440V AC 50/60 Hz	700-FSM3UA40		
	(DPDT) 2 C/O	0.05 s...60 h *	24...48V DC 24...240V AC 50/60 Hz	700-FSM4UU23		
		0.05 s...60 h *	24...240V AC/DC	700-FSM4UU18		
		0.05 s...60 h *	346...440V AC 50/60 Hz	700-FSM4UA40		

LOGIC

**Multi-Function Timing Relay Function and Time Range Settings**

Description	SPDT	DPDT
Multi-function timing relays 700-FSM3U includes 10 setting functions: 	Multi-Time Setting Range 0.05 s...60 h 	
 (A) On-Delay (B) Off-Delay (C) On- and Off-Delay (D) One shot (E) Fleeting Off-Delay (F) Flasher (repeat cycle starts with pulse) (I) On-Delay pulse generator (L) Pulse converter (On) ON-Function ✱ (Off) OFF-Function ✱ <b>Note:</b> Switch ✱ is on DPDT relays only. When switch is down, one contact is instantaneous and one is timed. When switch is up, both contacts are timed.	(1 s) 0.05...1 s (3 s) 0.15...3 s (10 s) 0.5...10 s (1 min) 0.05...1 min (3 min) 0.15...3 min (10 min) 0.5...10 min (1 h) 0.05...1 h (3 h) 0.15...3 h (10 h) 0.5...10 h (60 h) 3...60 h	

\* The time range of "0.05 s...60 h" is selectable in 12 smaller ranges plus an ON and OFF function for maintenance needs.

✱ For installation and maintenance.

**Special Function Relays**



700-FSH



700-FSY

Operating Mode	Contact Output	Timing Range	Input Voltage	Cat. No.		
Flasher (Repeat Cycle Starting with Pulse or Pause)	(SPDT) 1 C/O	0.05 s...60 h *	24...48V DC 24...240V AC 50/60 Hz	700-FSH3UU23		
		2 x 0.05 s...60 h (2 ranges)	24...48V DC 24...240V AC, 50/60 Hz	700-FSH3VU23		
		0.05 s...60 h	346...440V AC 50/60 Hz	700-FSH3UA40		
		2 x 0.05 s...60 h (2 ranges)	346...440V AC 50/60 Hz	700-FSH3VA40		
OFF-delay without supply voltages (True OFF-delay) ‡	(SPDT) 1 C/O	0.15 s...10 m *	24...48V DC 24...240V AC 50/60 Hz	700-FSQ3QU18		
OFF-delay without supply voltages (True OFF-delay) ‡	(DPDT) 2 C/O			700-FSQ4QU18		
Star-Delta	2 N.O. + 1 Common	0.5 s...10 s	24...48V DC 24...240V AC 50/60 Hz	700-FSY2CU23		
		1.5...30 s		700-FSY2DU23		
		0.05 s...1 min.		700-FSY2EU23		
		0.15...3 min.		700-FSY2FU23		
		0.5...10 min.	700-FSY2GU23			
		0.5 s...10 s	346...440V AC 50/60 Hz	700-FSY2CA40		
		1.5...30 s		700-FSY2DA40		
		0.05 s...1 min.		700-FSY2EA40		
		0.15...3 min.		700-FSY2FA40		
		0.5...10 min.		700-FSY2GA40		
0.5...10 min.						

\* The timing range of "0.05 s...60 h" is selectable in 12 smaller ranges plus an ON and OFF function for maintenance needs.

⊛ This timing range is selectable in four smaller ranges: 0.15 s...2.5 s, 0.5 s...10 s, 4 s...80 s, 30 s...10 min.

‡ Due to shock during shipment, the state of the contacts should be verified before initial use.