

Number of contacts

6 +



Inserts

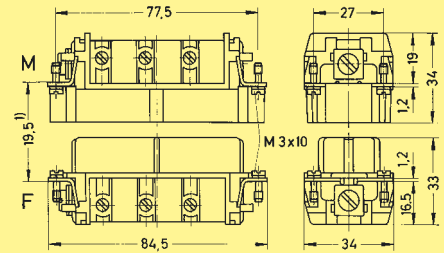
Identification	Series	Part No.		Drawing	Dimensions in mm
		Male insert (M)	Female insert (F)		

Screw terminal

Han®  
HsB

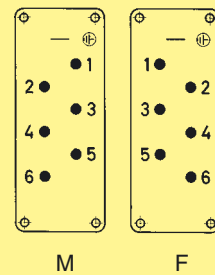
**09 31 006 2601**

**09 31 006 2701**

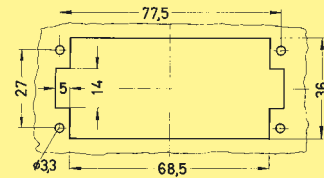


<sup>1)</sup> Distance for contact max. 21 mm

Contact arrangement View from termination side



Panel cut out for inserts  
for use without hoods/housings



Han  
HsB