
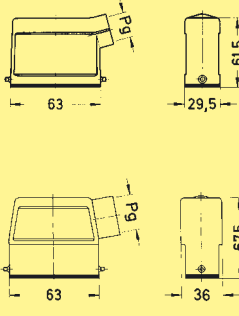

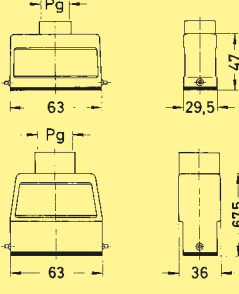

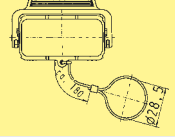

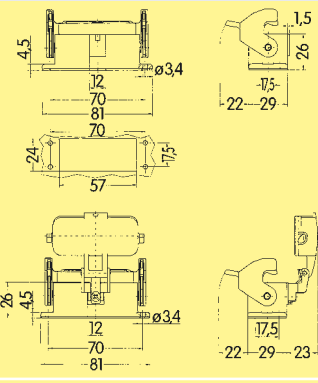

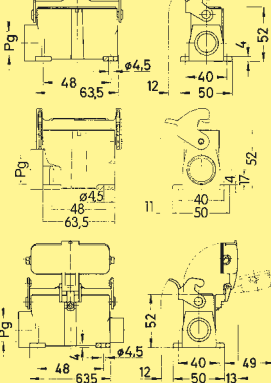


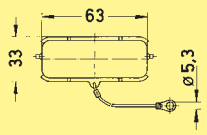


with 1 lever on the housing

Identification	Part No.		Pg	Drawing	Dimensions in mm
	Low construction	High construction			
Hoods side-entry 	09 20 010 1541		16		
		09 20 010 0540 09 20 010 0541	16 21		
Hoods top-entry without cable-entry 	09 20 010 1440		13.5		
		09 20 010 0440 09 20 010 0441	16 21		
		09 20 010 0801	—		
Protection covers for hoods 	09 20 010 5423				
Housings bulkhead mounting 	09 20 010 0301 with thermo-plastic cover 09 20 010 0321		—		
			—		
Housings surface mounting 1 side-entry 	09 20 010 0251 09 20 010 0252 with thermo-plastic cover 09 20 010 0221		1 x 16 1 x 21		
		09 20 010 0291	2 x 16		
		with thermo-plastic cover 09 20 010 0296	2 x 16		
2 side-entries 					
Protection covers for housings 	09 20 010 5425				

Stock items in bold type