


		
Reference	12404530		
Dimensions (LxWxH)	124x79x22		
Input	220-240V 50/60Hz		
Ambient temperature	-25°C to +50°C		
Power factor (max)	0.95		
Dimming	DALI/1-10V/PUSH DIM (push dim: optional sync cable 12400100)		
Max drivers on MCB 16A type B	15		
Output	350mA / 40W 1-112V DC	500mA / 50W 1-100V DC	700mA / 50W 1-70V DC
DIP-switch setting			

Cake 48 IP55 LED GE	41	36	
Chapeau 206 LED GE	5	4	3
Duell recessed 1x LED GE	5	4	
Duell recessed 2x LED GE	2	2	
Ex-L low 158 LED GE	3	2	1
Grib LED GE	11		
Hipy 110 IP67 LED GE	5	4	3
Hipy 70 IP67 LED GE	11		
Intro 89 IP44 GE	5	4	
Julien IP54 LED GE	11		
K-O 80 LED GE	5	4	
K-1 89 LED GE	5	4	
K72 IP54 LED GE	6	5	
K77 adjustable LED GE	6	5	
Kurk IP40 LED GE	5	4	3
Kurk surface IP40 LED GE	5	4	3
Lotis 48 IP55 LED GE	41	36	
Lotis 82 (concrete) LED GE	5	4	
Lotis 86 IP55 LED GE	5	4	
Lotis 97 (concrete) adjustable LED GE	5	4	
Lotis square (IP55) LED GE	5	4	
Marcel 1x LED GE	3	3	2
Marcel 2x LED GE		1	1
Marcel 3x LED GE		1	
Marty LED GE	41		
Mini a(r)mor LED GE	41		
Mini multiple 1x LED GE	5	4	
Mini multiple 2x LED GE	2	2	
Mini multiple 3x LED GE	1	1	
Mini multiple 4x LED GE	1	1	
M-LED 50 GE	6	5	
M-LED 70 GE	6	5	
M-LED 111 GE	3	3	2
Nomad 111 2x LED GE	1	1	1
Nomad 111 4x LED GE	½ *	½ *	½ *
Nomad 70 2x LED GE	2	2	
Nomad 70 4x LED GE	1	1	
Rektor recessed LED GE	3	3	
Scotty 270 adjustable LED GE	2		
Scotty 270 LED GE	2	2	
Slide IP54 LED GE	6	5	
Slide square clockwork LED GE	5	4	
Slide square IP44 LED GE	5	4	
Slide square LED GE	5	4	
Slide twin LED GE	2	2	
Smart cake / kup / lotis / asy lotis 48 (IP54) LED GE	41	36	
Smart cake / kup / lotis 82 (IP54) LED GE	5	4	
Smart cake / kup / lotis 115 adjustable LED GE	5	4	
Smart cake / kup / lotis 115 (diffuse) (IP54) LED GE	3	3	2
Smart cake / kup / lotis 160 (diffuse) (IP54) LED GE		3	2
Stove LED GE	5	4	3
Thub metal 120 LED GE	5	4	
(Asy) Wink 115 LED GE	3	3	2

 driver does not fit through cutout hole of fixture

* requires 2 drivers

** requires 3 drivers