



























lamptype  QR-CB 51 GU5,3
 output **w** 1 x 50W
 input voltage  12V

aperture **Ø80**
 protection level **IP 20**
 dimensions  **Ø89x62**
 min. distance between lamp and object  **0,5 m**
 standard 
 interior use 
 fixture class 3 
 standard with flat springs **S2**
 don't turn lampholder more than 90° 
 fixation ceiling 

first color

- 1 :  White
- 11 :  Metallic grey RAL 9007
- 13 :  Bronze
- 14 :  Alu satin
- 16 :  Matt gold / Brass brushed
- 18 :  Pearlchrome matt interior
- 1M :  Matt white
- 2 :  Black
- 25 :  Pearlchrome matt exterior
- 31 :  K1 White structured surface
- 32 :  K2 Black structured surface
- 33 :  K3 Brown structured surface
- 4 :  Gold / Brass polished
- 5 :  Stainless steel 316
- 5B :  Stainless steel 316 extra coating
- 5BB :  Stainless steel 316 double coating
- 7 :  Chrome plated