



CIRCUIT-BREAKER SZ S0,
FOR MOTOR PROTECTION, CLASS 10,
A-RELEASE 20...25A, N-RELEASE 325A,
SCREW CONNECTION, STANDARD SW. CAPACITY,

General technical data:		
product brand name		SIRIUS
Product designation		3RV2 circuit breaker
Size of the circuit-breaker		S0
Number of poles / for main current circuit		3
Product function		
<ul style="list-style-type: none"> removable terminal for auxiliary and control circuit 		No
<ul style="list-style-type: none"> overload protection 		Yes
<ul style="list-style-type: none"> phase disturbance recognition 		Yes
<ul style="list-style-type: none"> short-circuit to earth recognition 		No
Product component		
<ul style="list-style-type: none"> auxiliary switch 		No
<ul style="list-style-type: none"> undervoltage release mechanism 		No
<ul style="list-style-type: none"> trip indicator 		No
Product extension		
<ul style="list-style-type: none"> auxiliary switch 		Yes
<ul style="list-style-type: none"> optional / motor drive 		No
Impulse voltage resistance / rated value	kV	6
Protection class IP / on the front		IP20
Protection against electrical shock		finger-safe

Installation altitude / at a height over sea level / maximum	m	2,000
Resistance against shock		25g / 11 ms
Ambient temperature		
• during transport	°C	-50 ... +80
• during storage	°C	-50 ... +80
• during operating	°C	-20 ... +60
Active power loss / total / typical	W	10.4

Main circuit:

Operating voltage / rated value	V	690
Service power / at AC-3		
• at 400 V / rated value	W	11,000
• at 500 V / rated value	W	15,000
• at 690 V / rated value	W	22,000
Operating current / at AC-3 / at 400 V / rated value	A	25
Mechanical operating cycles as operating time / of the main contacts / typical		100,000
Frequency of operation / at AC-3 / according to IEC 60947-6-2	1/h	15

Auxiliary circuit:

Number of changeover contacts / for auxiliary contacts		0
Mechanical operating cycles as operating time / of the auxiliary contacts / typical		100,000

Protection function:

Trip class		CLASS 10
Adjustable response current / of the current-dependent overload release	A	20 ... 25
Breaking capacity limit short-circuit current (I_{cu})		
• at 400 V / rated value	A	55,000
• at 500 V / rated value	A	10,000
• at 690 V / rated value	A	4,000

Safety:

Proportion of dangerous failures		
• with high demand rate / according to SN 31920	%	40
• with low demand rate / according to SN 31920	%	40
Failure rate (FIT value) / with low demand rate / according to SN 31920	FIT	50
B10 value / with high demand rate / according to SN 31920		50,000
T1 value / for proof test interval or service life / according to IEC 61508	a	10

Installation/mounting/dimensions:

Type of mounting		screw and snap-on mounting onto 35 mm standard mounting rail according to DIN EN 60715
mounting position		any
Depth	mm	96
Height	mm	97
Width	mm	45














Connections:

Arrangement of electrical connectors / for main current circuit		Top and bottom
Design of the electrical connection • for main current circuit		screw-type terminals
Type of the connectable conductor cross-section • for main contacts • finely stranded • with conductor end processing • for AWG conductors / for main contacts		2x (1 ... 2.5 mm ²), 2x (2.5 ... 6 mm ²), 1x 10 mm ² 2x (16 ... 12), 2x (14 ... 8)

UL/CSA ratings:

yielded mechanical performance (hp) • for single-phase squirrel cage motors • at 110/120 V / rated value • at 230 V / rated value • for three-phase squirrel cage motors • at 200/208 V / rated value • at 220/230 V / rated value • at 460/480 V / rated value	hp hp hp hp hp	2 3 5 7.5 15
Operating current (FLA) / for three-phase squirrel cage motors • at 480 V / rated value	A	21

Certificates/approvals:

General Product Approval			Declaration of Conformity	Test Certificates	
	 GOST	 UL	 EG-Konf.	Special Test Certificate	Type Test Certificates/Test Report
Shipping Approval					
 ABS	 BUREAU VERITAS	 DNV	 GL	 LRS	 PRS
Shipping Approval		other			
 RINA	 RMRS	Confirmation	 VDE	other	Environmental Confirmations

Further information:

Information- and Downloadcenter (Catalogs, Brochures,...)

<http://www.siemens.com/industrial-controls/catalogs>

Industry Mall (Online ordering system)

<http://www.siemens.com/industrial-controls/mall>

Cax online generator:

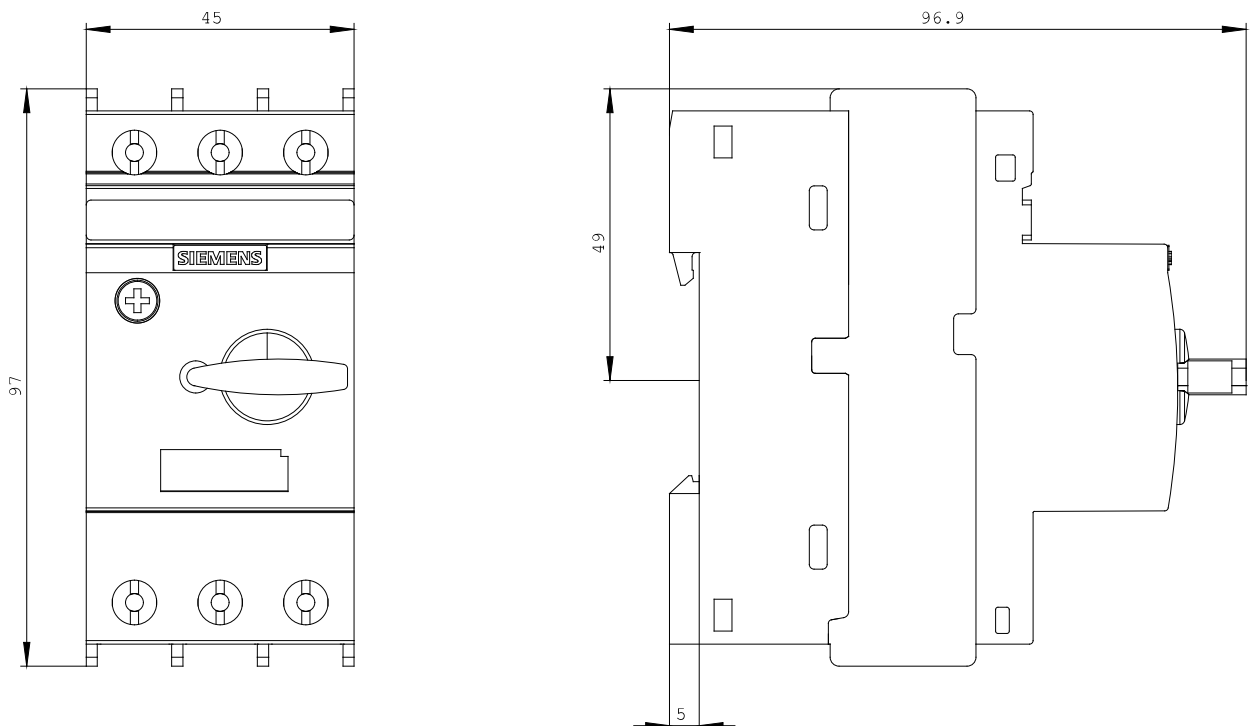
<http://www.siemens.com/cax>

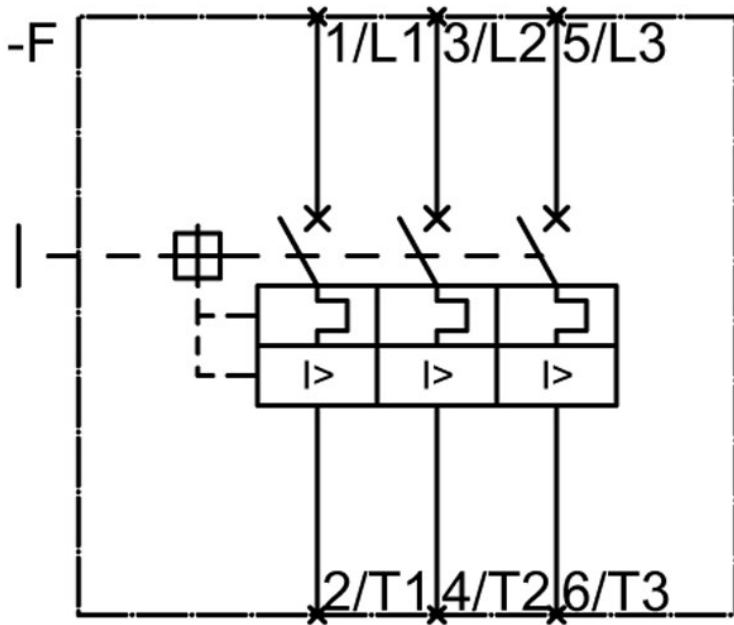
Service&Support (Manuals, Certificates, Characteristics, FAQs,...)

<http://support.automation.siemens.com/WW/view/en/3RV2021-4DA10/all>

Image database (product images, 2D dimension drawings, 3D models, device circuit diagrams, ...)

http://www.automation.siemens.com/bilddb/cax_en.aspx?mlfb=3RV2021-4DA10





last change:

Dec 14, 2013