
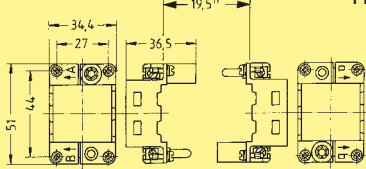

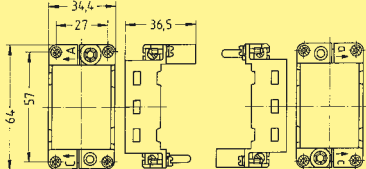

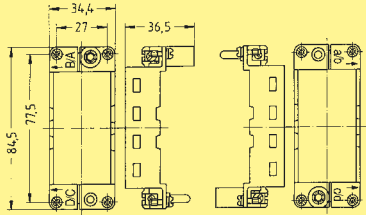

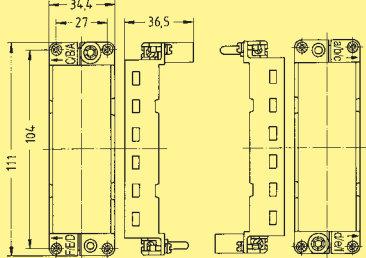

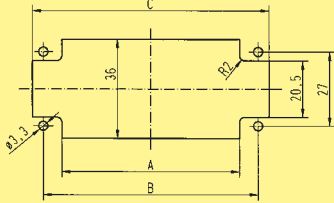
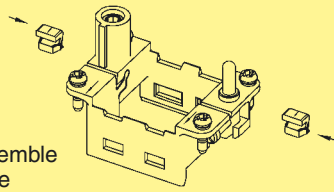


Han-Modular® Hinged frames



Identification	Size	Part No. for Hoods / Housings ²⁾		Drawing	Dimensions in mm
		Marking A ... F	Marking a ... f		
Hinged frame for 2 modules 	6 B	09 14 006 0303	09 14 006 0313	Hood 	Housing
Hinged frame for 3 modules 	10 B	09 14 010 0303	09 14 010 0313		
Hinged frame for 4 modules 	16 B	09 14 016 0303	09 14 016 0313		
Hinged frame for 6 modules 	24 B	09 14 024 0303	09 14 024 0313		
Locking Element for hinged frames (20 pieces per bloc) 		09 14 000 9960		Panel cut out 	
					

Size	A	B	C
6 B	35	44	52
10 B	49	57	66
16 B	64	77.5	85.5
24 B	94	104	112

Ideal to pre-assemble the hinged frame

¹⁾ Distance for electrical and FOC contacts max. 21 mm; for pneumatic contacts max. 20.5 mm
²⁾ Hinged frames can be used either in hood or housing, but two different markings must be used for one connector

Stock items in bold type

Han Modular

06
09