




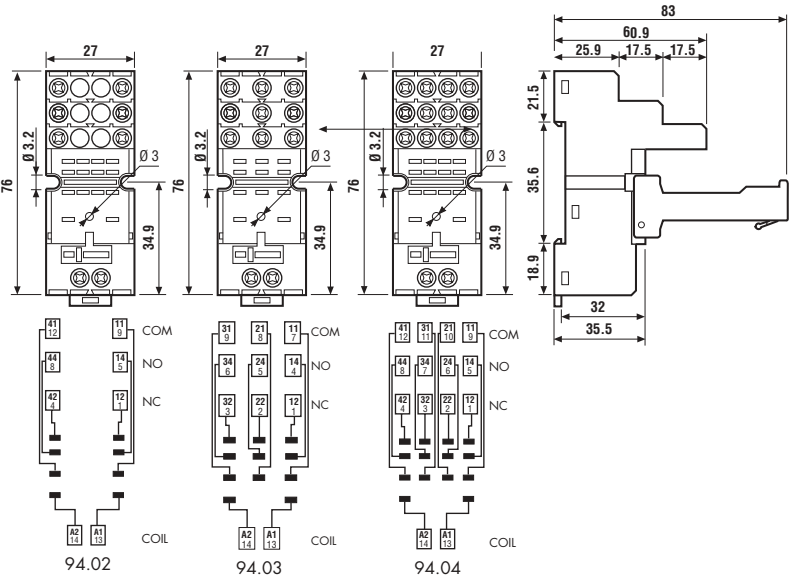
94.04
Approvals
(according to type):



Relay type	55.32		55.33		55.32, 55.34	
	BLUE	BLACK	BLUE	BLACK	BLUE	BLACK
Colour	BLUE	BLACK	BLUE	BLACK	BLUE	BLACK
Clamp terminal socket: panel or 35 mm rail (EN 50022) mount retaining clip 094.01 supplied with socket packaging code SPA	94.02	94.02.0	94.03	94.03.0	94.04	94.04.0
Metal retaining clip	094.71					
Plastic retaining and release clip	094.01					
6-way jumper link for 94.02, 94.03 and 94.04 sockets	094.06	094.06.0	094.06	094.06.0	094.06	094.06.0
Identification tag	094.00.4					
Modules (see table below)	99.02					
Timer modules (see table below)	86.10, 86.20					
Sheet of marker tags for retaining and release clip 094.01	060.72					

- Rated values: 10 A - 250 V
- Dielectric strength: ≥ 2 kV AC
- Protection category: IP 20
- Ambient temperature: $(-40...+70)^{\circ}\text{C}$
- Screw torque: 0.5 Nm
- Wire strip length: 8 mm
- Max wire size:

	solid wire	stranded wire
mm ²	1x6 / 2x2.5	1x4 / 2x2.5
AWG	1x10 / 2x14	1x12 / 2x14



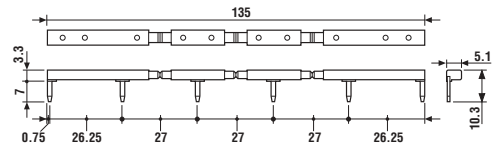
FOR 94.02, 94.03 AND 94.04 SOCKETS:



094.06

6-way jumper link	094.06
--------------------------	--------

- Rated values: 10 A - 250 V



86.10

86 series module timers (see technical data pages 151/155)	BLUE
Mono-function: (12...24)V AC/DC; function AI; (1.5s...60min)	86.10.0.024.0000
Mono-function: (12...24)V AC/DC; function DI; (1.5s...60min)	86.20.0.024.0000

Approvals
(according to type): GOST



99.02

Approvals
(according to type):



99.02 coil indication and EMC suppression modules (see technical data page 209)		BLUE*
Diode** (+A1, standard polarity)	(6...220)V DC	99.02.3.000.00
Diode (+A2, non standard polarity)	(6...220)V DC	99.02.2.000.00
LED	(6...24)V DC/AC	99.02.0.024.59
LED	(28...60)V DC/AC	99.02.0.060.59
LED	(110...240)V DC/AC	99.02.0.230.59
LED + Diode** (+A1, standard polarity)	(6...24)V DC	99.02.9.024.99
LED + Diode** (+A1, standard polarity)	(28...60)V DC	99.02.9.060.99
LED + Diode** (+A1, standard polarity)	(110...220)V DC	99.02.9.220.99
LED + Diode (+A2, non standard polarity)	(6...24)V DC	99.02.9.024.79
LED + Diode (+A2, non standard polarity)	(28...60)V DC	99.02.9.060.79
LED + Diode (+A2, non standard polarity)	(110...220)V DC	99.02.9.220.79
LED + Varistor	(6...24)V DC/AC	99.02.0.024.98
LED + Varistor	(28...60)V DC/AC	99.02.0.060.98
LED + Varistor	(110...240)V DC/AC	99.02.0.230.98
RC circuit	(6...24)V DC/AC	99.02.0.024.09
RC circuit	(28...60)V DC/AC	99.02.0.060.09
RC circuit	(110...240)V DC/AC	99.02.0.230.09
Residual current by-pass (62 k Ω /1W)	(110...240)V AC	99.02.8.230.07

* Modules in Black housing are available on request.

**For DC supply, apply the positive to terminal A1.



94.74

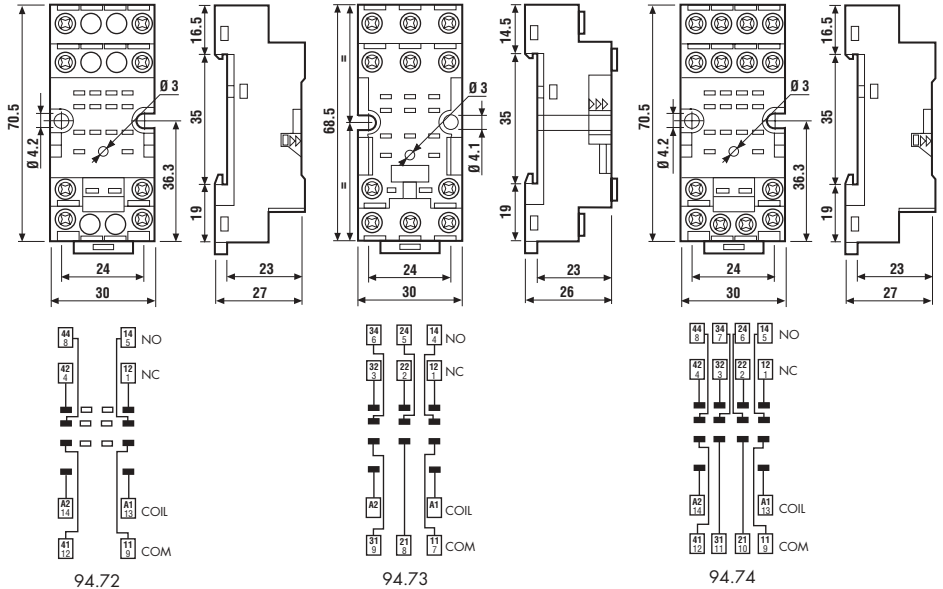
Approvals
(according to type):



- Rated values: 10 A - 250 V
- Dielectric strength: ≥ 2 kV AC
- Protection category: IP 20
- Ambient temperature: (-40...+70)°C
- Screw torque: 0.5 Nm
- Wire strip length: 8 mm
- Max wire size:

	solid wire	stranded wire
mm ²	1x2.5 / 2x1.5	1x2.5 / 2x1.5
AWG	1x14 / 2x16	1x14 / 2x16

Relay type	55.32		55.33		55.32, 55.34	
Colour	BLUE	BLACK	BLUE	BLACK	BLUE	BLACK
Screw terminal socket: panel or 35 mm rail (EN 50022) mount retaining clip 094.71 supplied with socket packaging code SMA	94.72	94.72.0	94.73	94.73.0	94.74	94.74.0
Metal retaining clip	094.71					
Modules (see table below)	99.01					



94.82

Approvals
(according to type):

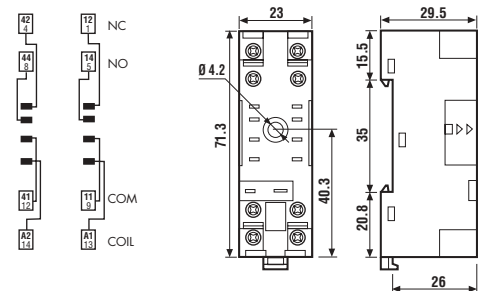


- Rated values: 10 A - 250 V
- Dielectric strength: ≥ 2 kV AC
- Protection category: IP 20
- Ambient temperature: (-40...+70)°C
- Screw torque: 0.5 Nm
- Wire strip length: 9 mm

- Max wire size:

	solid wire	stranded wire
mm ²	1x2.5 / 2x1.5	1x2.5 / 2x1.5
AWG	1x14 / 2x16	1x14 / 2x16

Relay type	55.32	
Colour	BLUE	BLACK
Screw terminal socket: panel or 35 mm rail (EN 50022) mount, 23 mm wide retaining clip 094.71 supplied with socket packaging code SMA	94.82	94.82.0
Metal retaining clip	094.71	
Modules (see table below)	99.01	



FOR 94.72, 94.73, 94.74 AND 94.82 SOCKETS:



99.01

Approvals
(according to type):
GOST

* Modules in Black housing are available on request.

**For DC supply, apply the positive to terminal A1.

Green LED is standard. Red LED available on request.

99.01 coil indication and EMC suppression modules (see technical data pag. 209)		BLUE*
Diode** (+A1, standard polarity)	(6...220)V DC	99.01.3.000.00
Diode (+A2, non standard polarity)	(6...220)V DC	99.01.2.000.00
LED	(6...24)V DC/AC	99.01.0.024.59
LED	(28...60)V DC/AC	99.01.0.060.59
LED	(110...240)V DC/AC	99.01.0.230.59
LED + Diode** (+A1, standard polarity)	(6...24)V DC	99.01.9.024.99
LED + Diode** (+A1, standard polarity)	(28...60)V DC	99.01.9.060.99
LED + Diode** (+A1, standard polarity)	(110...220)V DC	99.01.9.220.99
LED + Diode (+A2, non standard polarity)	(6...24)V DC	99.01.9.024.79
LED + Diode (+A2, non standard polarity)	(28...60)V DC	99.01.9.060.79
LED + Diode (+A2, non standard polarity)	(110...220)V DC	99.01.9.220.79
LED + Varistor	(6...24)V DC/AC	99.01.0.024.98
LED + Varistor	(28...60)V DC/AC	99.01.0.060.98
LED + Varistor	(110...240)V DC/AC	99.01.0.230.98
RC circuit	(6...24)V DC/AC	99.01.0.024.09
RC circuit	(28...60)V DC/AC	99.01.0.060.09
RC circuit	(110...240)V DC/AC	99.01.0.230.09
Residual current by-pass (62 kΩ/1W)	(110...240)V AC	99.01.8.230.07



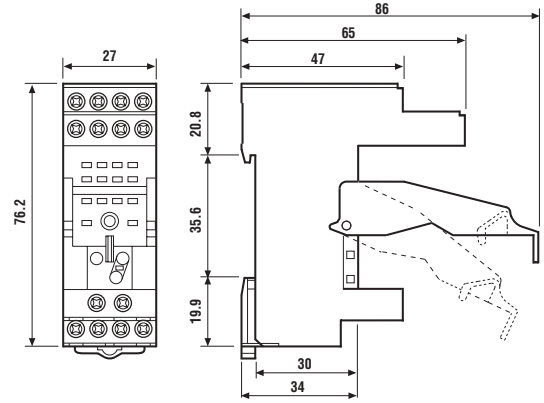
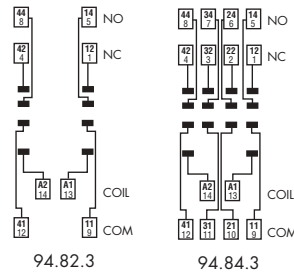
Approvals
(according to type):



- Rated values: 10 A - 250 V
- Dielectric strength: ≥ 2 kV AC
- Protection category: IP 20
- Ambient temperature: (-40...+70)°C
- Screw torque: 0.5 Nm
- Wire strip length: 7 mm
- Max wire size:

	solid wire	stranded wire
mm ²	1x6 / 2x2.5	1x4 / 2x2.5
AWG	1x10 / 2x14	1x12 / 2x14

Relay type	55.32		55.32, 55.34	
	BLUE	BLACK	BLUE	BLACK
Colour	BLUE	BLACK	BLUE	BLACK
Clamp terminal socket: panel or 35 mm rail (EN 50022) mount retaining clip 094.71 supplied with socket packaging code SMA	94.82.3	94.82.30	94.84.3	94.84.30
Metal retaining clip	094.71			
Plastic retaining and release clip	094.91.3			
Identification tag	094.80.2			
Modules (see table below)	99.80			



55

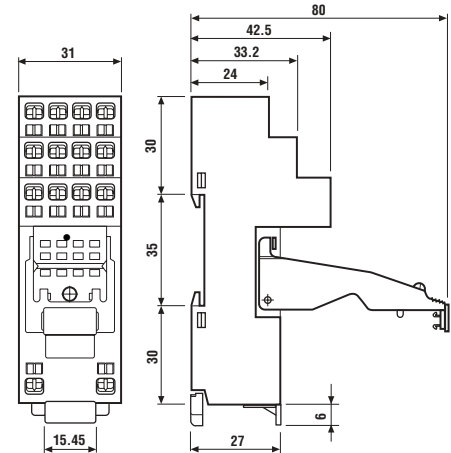
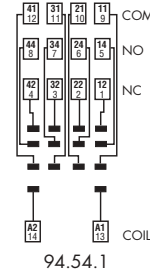
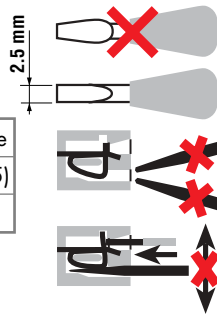


Approvals
(according to type):




- Rated values: 10 A - 250 V
- Dielectric strength: ≥ 2 kV AC
- Protection category: IP 20
- Ambient temperature: (-25...+70)°C
- Wire strip length: 7 mm
- Max wire size:

	solid wire	stranded wire
mm ²	2x(0.2...1.5)	2x(0.2...1.5)
AWG	2x(24...18)	2x(24...18)



Relay type	55.32, 55.34	
	BLUE	BLACK
Colour	BLUE	BLACK
Screwless terminal socket: 35 mm rail (EN 50022) mount	94.54.1	94.54.10
Metal retaining clip	094.71	
Plastic retaining and release clip	094.92	
Sheet of marker tags for retaining and release clip 094.92	020.24	
Modules (see table below)	99.80	



FOR 94.82.3, 94.84.3 AND 94.54.1 SOCKETS:



Approvals
(according to type):

GOST

* Modules in Black housing are available on request.

**For DC supply, apply the positive to terminal A1.

Green LED is standard.
Red LED available on request.

99.80 coil indication and EMC suppression modules (see technical data page 209)		BLUE*
Diode** (+A1, standard polarity)	(6...220)V DC	99.80.3.000.00
LED	(6...24)V DC/AC	99.80.0.024.59
LED	(28...60)V DC/AC	99.80.0.060.59
LED	(110...240)V DC/AC	99.80.0.230.59
LED + Diode** (+A1, standard polarity)	(6...24)V DC	99.80.9.024.99
LED + Diode** (+A1, standard polarity)	(28...60)V DC	99.80.9.060.99
LED + Diode** (+A1, standard polarity)	(110...220)V DC	99.80.9.220.99
LED + Varistor	(6...24)V DC/AC	99.80.0.024.98
LED + Varistor	(28...60)V DC/AC	99.80.0.060.98
LED + Varistor	(110...240)V DC/AC	99.80.0.230.98
RC circuit	(6...24)V DC/AC	99.80.0.024.09
RC circuit	(28...60)V DC/AC	99.80.0.060.09
RC circuit	(110...240)V DC/AC	99.80.0.230.09
Residual current by-pass (62 k Ω /1W)	(110...240)V AC	99.80.8.230.07



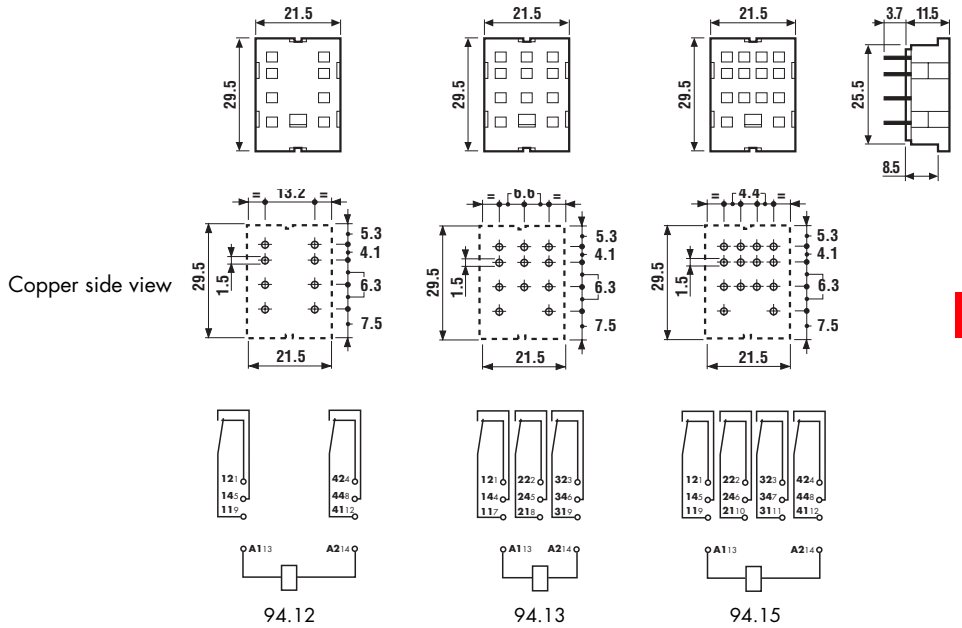
94.14

Relay type	55.32		55.33		55.32, 55.34	
Colour	BLUE	BLACK	BLUE	BLACK	BLUE	BLACK
P.C.B. socket	94.12	94.12.0	94.13	94.13.0	94.14	94.14.0
retaining clip 094.51 supplied with socket packaging code SMA						
Metal retaining clip	094.51					

Approvals
(according to type):



- Rated values: 10 A - 250 V
- Dielectric strength: ≥ 2 kV AC
- Ambient temperature: (-40...+70)°C


55

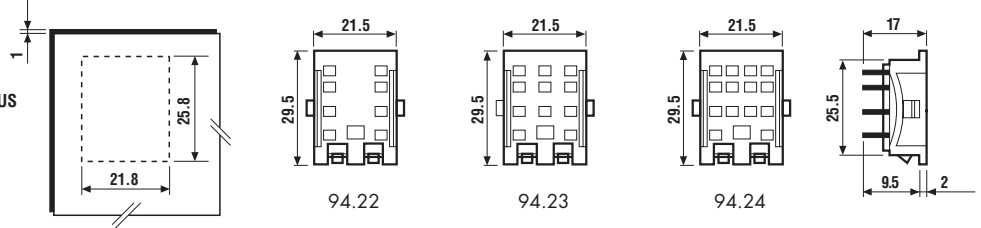

94.22

Relay type	55.32		55.33		55.32, 55.34	
Colour	BLUE	BLACK	BLUE	BLACK	BLUE	BLACK
Panel mount solder socket: 1 mm thick panel	94.22	94.22.0	94.23	94.23.0	94.24	94.24.0
retaining clip 094.51 supplied with socket packaging code SMA						
Metal retaining clip	094.51					

Approvals
(according to type):



- Rated values: 10 A - 250 V
- Dielectric strength: ≥ 2 kV AC
- Ambient temperature: (-40...+70)°C



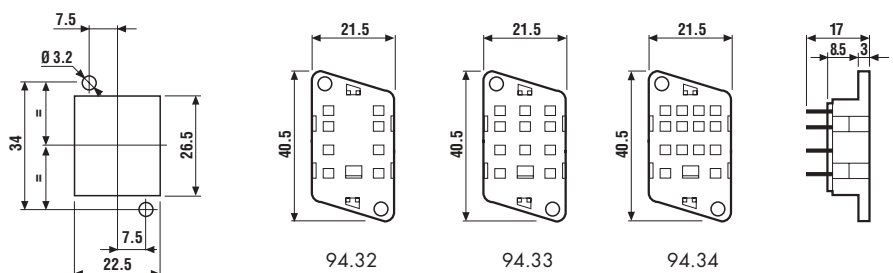
94.34

Relay type	55.32		55.33		55.32, 55.34	
Colour	BLUE	BLACK	BLUE	BLACK	BLUE	BLACK
Panel mount socket: M3 screw mount - solder connections	94.32	94.32.0	94.33	94.33.0	94.34	94.34.0
retaining clip 094.51 supplied with socket packaging code SMA						
Metal retaining clip	094.51					

Approvals
(according to type):



- Rated values: 10 A - 250 V
- Dielectric strength: ≥ 2 kV AC
- Ambient temperature: (-40...+70)°C



PACKAGING CODES

How to code and identify retaining clip and packaging options for sockets.

Code options according to the last three letters:

9 4 . 0 4 S P A

A Standard packaging

SM Metal retaining clip
SP Plastic retaining clip

9 4 . 0 4 [] []

Without retaining clip