


# metallic conduit and fittings

galvanised steel



## type FU

IP40

**Construction:** Galvanised steel, helically wound, flexible conduit. Colour zinc, self colour.

**Typical Applications:** Underfloor wiring in office blocks.

## type SSU

IP40

**Construction:** Stainless steel (grade 316), helically wound, flexible conduit. Colour stainless steel, self colour.

**Typical Applications:** Instrumentation and security.

### Conduit

- High mechanical strength
- Highly flexible
- Inherently Low Fire Hazard (LFH)
- Temperature range -50°C to +300°C
- IP rating: IP40
- SSU version offers corrosion resistance
- Nickel plated brass fittings
- Stainless steel (316) fittings

### fittings

#### type M

IP40

fixed external thread  
nickel plated brass

Two part fitting comprising shell and body with external thread. This fitting can be inserted into a knockout and secured with a locknut.

#### type M-SS

IP40

fixed external thread  
stainless steel


Two part fitting comprising shell and body with external thread. This fitting can be inserted into a knockout and secured with a locknut.

#### type S

IP40


swivel external thread  
nickel plated brass

Two part fitting comprising shell and body. The external thread swivels about the main body. Can be used with threaded entries, or knockout secured with a locknut.



nominal size (mm)	FU			SSU			metric thread	part number	PG thread	part number	metric thread	part number	PG thread	part number				
	part number	reel length (m)		part number	reel length (m)	outside dia (mm)									inside dia (mm)	min inside bend radius (mm)	metric thread	part number
10	FU10	25, 50		SSU10		9.0	6.8	25	M12	FU10-M12-M	PG7	FU10-PG7-M		M12	FU10-M12-S	PG7	FU10-PG7-S	
12	FU12	25, 50		SSU12		13.0	10.2	30	M16	FU12-M16-M	PG9	FU12-PG9-M		M16	FU12-M16-S	PG9	FU12-PG9-S	
16	FU16	10, 25, 50		SSU16	25	16.0	13.0	40	M16	FU16-M16-M	PG11	FU16-PG11-M	M16	SSU16-M16-M	M16	FU16-M16-S	PG11	FU16-PG11-S
16									M20	FU16-M20-M			M20	FU16-M20-S				
20	FU20	10, 25, 50		SSU20	25	20.5	16.9	45	M20	FU20-M20-M	PG16	FU20-PG16-M	M20	SSU20-M20-M	M20	FU20-M20-S	PG16	FU20-PG16-S
25	FU25	10, 25, 50		SSU25	25	25.0	21.1	55	M25	FU25-M25-M	PG21	FU25-PG21-M	M25	SSU25-M25-M	M25	FU25-M25-S	PG21	FU25-PG21-S
32	FU32	10, 25		SSU32	25	32.0	28.1	70	M32	FU32-M32-M	PG29	FU32-PG29-M	M32	SSU32-M32-M	M32	FU32-M32-S	PG29	FU32-PG29-S
40	FU40	10, 25		SSU40*	10	42.5	37.6	80	M40	FU40-M40-M	PG36	FU40-PG36-M	M40	SSU40-M40-M*	M40	FU40-M40-S	PG36	FU40-PG36-S
50	FU50	10, 25		SSU50*	10	53.0	48.4	90	M50	FU50-M50-M	PG48	FU50-PG48-M	M50	SSU50-M50-M*	M50	FU50-M50-S	PG42	FU50-PG42-S
63	FU63	10				62.5	57.5	115	M63	FU63-M63-M			M63	FU63-M63-S				
75	FU75	10				77.0	70.0	150	M75	FU75-M75-M								





Typical applications for type FU conduit and fittings include underfloor cabling in commercial buildings.

### fittings


#### type

**P**

IP40

plain hole connector  
nickel plated brass

Two part fitting comprising shell and body without thread. The body is fitted through the opposite side of the entry to the conduit and acts as a locking device also providing a smooth entry bush.




#### type

**F**

IP40

fixed internal thread  
nickel plated brass

Two part fitting comprising shell and body with internal thread which can be used to couple two pieces of conduit together when used with a swivel fitting.



#### type

**FCC**

plated steel P clip with  
pvc liner  
stainless steel P clips



#### type

**90° elbow**

internal and external  
threaded nickel plated  
brass elbow



**locknuts**

plated steel  
nickel plated brass  
and stainless steel



hole size	part number	metric thread	part number	plated steel part number	stainless steel part number	metric thread	part number	metric thread	steel part number	brass part number	stainless steel part number
9	FU10-P			FCC10	FCC10-SS*	PG7	BM90-PG7	M12		B-M12	10
12	FU12-P			FCC12	FCC12-SS*	M16	BM90-16M	M16	S-M16	B-M16	12
16	FU16-P			FCC16	FCC16-SS	M16	BM90-16M	M16	S-M16	B-M16	SS-M16
		M20	FU16-M20-F	FCC16	FCC16-SS	M20	BM90-20M	M20	S-M20	B-M20	SS-M20
20	FU20-P	M20	FU20-M20-F	FCC20	FCC20-SS	M20	BM90-20M	M20	S-M20	B-M20	SS-M20
25	FU25-P	M25	FU25-M25-F	FCC25	FCC25-SS	M25	BM90-25M	M25	S-M25	B-M25	SS-M25
32	FU32-P	M32	FU32-M32-F	FCC32	FCC32-SS	M32	BM90-32M	M32	S-M32	B-M32	SS-M32
40	FU40-P			FCC40	FCC40-SS*			M40	S-M40	B-M40	SS-M40*
51	FU50-P			FCC50	FCC50-SS*			M50	S-M50	B-M50	SS-M50*
61	FU63-P			FCC63				M63	S-M63	B-M63	63
75	FU75-P			FCC75						B-M75	75

### ordering notes

- Add reel length eg: FU20-25M
- **Available on request:**  
longer lengths and bulk packaging  
cut lengths and assemblies  
alternative threads

\*indicates parts made to order on request

