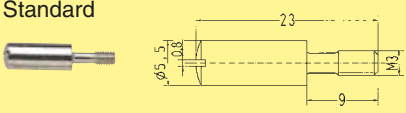
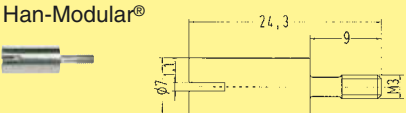
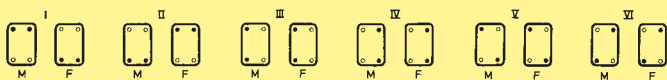
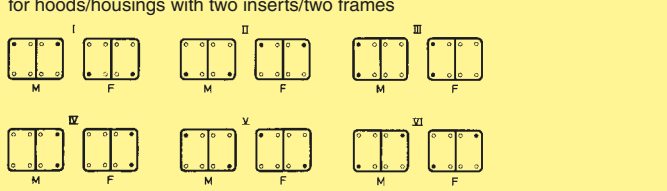
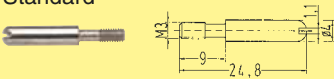
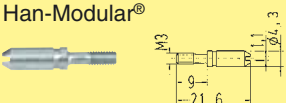
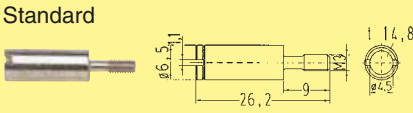
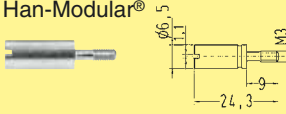
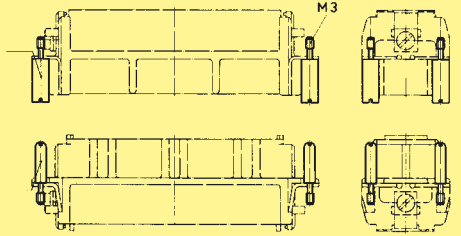
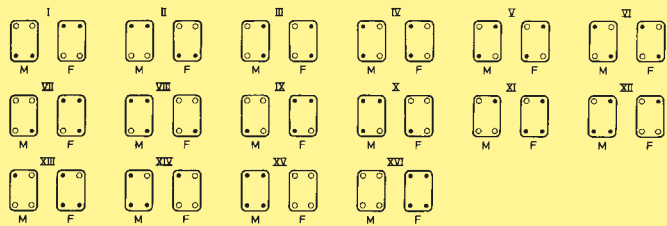
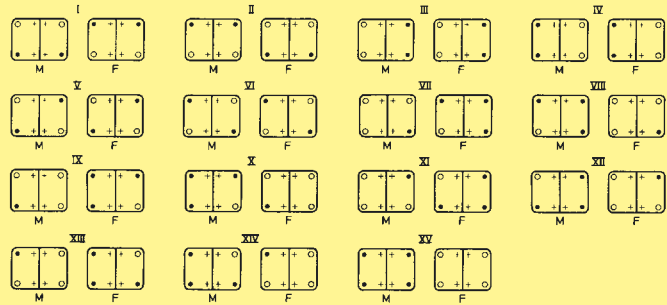






Identification	Part No.	Drawing	Dimensions in mm
<p>Coding system with code pins</p> <p>Standard </p> <p>Han-Modular® </p>	<p>09 30 000 9901¹⁾</p> <p>09 14 000 9901¹⁾</p>	<p>for hoods/housings with one insert/one frame</p>  <p>for hoods/housings with two inserts/two frames</p>  <p>● Code pins ○ Normal mounting screw</p> <p>M – Male connector F – Female connector</p>	
<p>Coding system with guide pins and bushes</p> <p>Guide pin</p> <p>Standard </p> <p>Han-Modular® </p> <p>Bush</p> <p>Standard </p> <p>Han-Modular® </p>	<p>09 33 000 9908¹⁾</p> <p>09 14 000 9908¹⁾</p> <p>09 33 000 9909¹⁾</p> <p>09 14 000 9909¹⁾</p>	<p>This system is used to guard against angled coupling and decoupling of the connector. The maximum permitted angle according to DIN EN 175301-801 is $\pm 5^\circ$ (longitudinally).</p>  <p>09 33 000 9909</p> <p>09 33 000 9908</p> <p>for hoods/housings with one insert/one frame</p>  <p>for hoods/housings with two inserts/two frames</p>  <p>● Guide pin ○ Bush + Normal mounting screw</p> <p>M – Male connector F – Female connector</p>	
<p>¹⁾ Order 4 pieces for one connector</p>			
<p>Coding Pin for Han E®, Han® EE Han® Q 5/0, Han® Q 8/0 </p>	<p>09 33 000 9954</p>	<p>To avoid accidental incorrect mating of adjacent connectors a coding system is required. Coding is effected – by means of a code pin. For this reason a female contact has to be inserted into the selected chamber. The code pin has to be assembled into this contact from the mating side. The opposite male contact is omitted.</p> 	
<p>Coding system with loss of contact for Han D®, Han DD® </p>	<p>09 33 000 9915</p>	<p>To avoid accidental incorrect mating of adjacent connectors a coding system is required. Coding is effected-by means of a code pin to be inserted into the selected chamber of the female insert.</p> <p>The opposite male contact should be omitted.</p> 	

Accessories