

ACTUATOR-/INDICATOR COMPONENT CONTACT BLOCK WITH 1 CONTACT ELEMENT SCREW TERMINAL, 1NO

Contact block / lampholder		
product designation		contact block
Number of NC contacts / for auxiliary contacts		0
Number of NO contacts / for auxiliary contacts		1
Number of change-over switches / for auxiliary contacts		0
Product function / positive opening		No
Number of lampholders		0
Design of the electrical connection		screw-type terminals

General technical details:		
Degree of pollution		class 3
Design of the fuse link / for short-circuit protection of the auxiliary switch / with type of assignment 1 / required		gG / Dz 10 A
Contact reliability		one incorrect switching operation of 100 million switching operations (5 V, 1 mA)
Thermal current	A	10
Type of voltage / of the operating voltage		AC/DC
Item designation		S
<ul style="list-style-type: none"> • according to DIN EN 61346-2 • according to DIN 40719 extendable after IEC 204-2 / according to IEC 750 		S
Ambient temperature		

• during operating	°C	-25 ... +70
• during storage	°C	-25 ... +80
protection class IP		
• of the terminal		IP20
• of the housing		IP40
Operating voltage / 1 / at 50 Hz / for AC / rated value	V	400
Operating voltage / 1 / at 60 Hz / for AC / rated value	V	300
Operating voltage		
• 1 / for DC / rated value	V	24
• at 50 Hz / at AC / rated value	V	5 ... 400
• at 60 Hz / at AC / rated value	V	5 ... 300
• for DC		
• rated value	V	5 ... 230
Operating current		
• at AC-12		
• at 24 V	A	10
• at 48 V	A	10
• at 110 V	A	10
• at 230 V	A	10
• at 400 V	A	10
• at AC-15		
• at 24 V	A	6
• at 48 V	A	6
• at 110 V	A	6
• at 230 V	A	6
• at 400 V	A	3
• at DC-12		
• at 24 V	A	10
• at 48 V	A	5
• at 110 V	A	2.5
• at 230 V	A	1
• at DC-13		
• at 24 V	A	3
• at 48 V	A	1.5
• at 110 V	A	0.7
• at 230 V	A	0.3
Suitability for integration		front element
• pressure selection button		Yes
• front element		Yes
• suspension switch		Yes

• suspension pushbutton		Yes
Insulation voltage / rated value	V	400
Impulse voltage resistance / rated value	kV	4
Tightening torque / for auxiliary contacts / with screw-type terminals	N·m	0.8
Operating cycles / maximum	1/h	1,000
Electrical operating cycles as operating time / with contactors 3RT1015 to 3RT1026 / typical		10,000,000
Mechanical operating cycles as operating time / typical		10,000,000
Product component		
• fluorescent materials		No
• diode		No
• lamp transformer		No
• series resistance		No
Type of mounting		front mounting

Connections:

Type of the connectable conductor cross-section

- for auxiliary contacts / solid
- for auxiliary contacts / solid / with conductor end processing
- for auxiliary contacts / finely stranded / with conductor end processing
- for AWG conductors / for auxiliary contacts

2x (1 ... 1.5 mm²)
2x (0.5 ... 0.75 mm²)
2x (0.5 ... 1.5 mm²)
2x (18 ... 14)

Certificates/approvals:

General Product Approval



CCC



CSA



GOST



UL

Test Certificates

[Special Test Certificate](#)

other

[Confirmation](#)

[Environmental Confirmations](#)

Further information:

Information- and Downloadcenter (Catalogs, Brochures,...)

<http://www.siemens.com/industrial-controls/catalogs>

Industry Mall (Online ordering system)

<http://www.siemens.com/industrial-controls/mall>

Cax online generator:

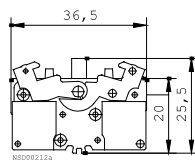
<http://www.siemens.com/cax>

Service&Support (Manuals, Certificates, Characteristics, FAQs,...)

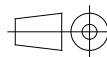
<http://support.automation.siemens.com/WW/view/en/3SB3400-0B/all>

Image database (product images, 2D dimension drawings, 3D models, device circuit diagrams, ...)

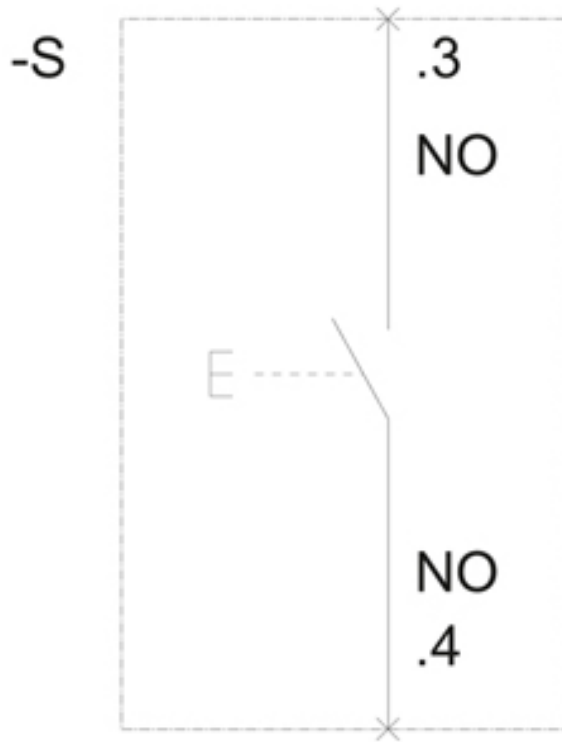
http://www.automation.siemens.com/bilddb/cax_en.aspx?mlfb=3SB3400-0B



Alle Bemessungswerte sind in Millimeter (mm) angegeben.
 All dimensions are in millimeters (mm)



fSiemens Logo b0 i0 c0 p2;s			
Date:	Name:	Format/Size: DIN A4	Masstab/Scale: 1:1



last change:

Apr 17, 2012