



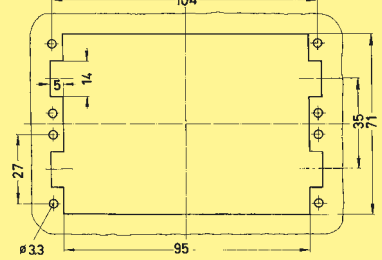






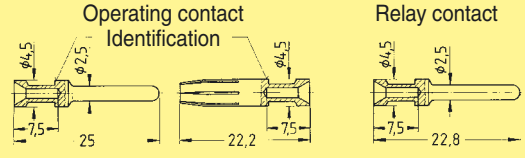



Number of contacts

48 + 



Inserts

Identification	Series	Part No.		Drawing	Dimensions in mm
		Male insert (M)	Female insert (F)		
<b>Screw terminal with wire protection</b> 	Han E® 1–24 25–48	<b>09 33 024 2601</b> <b>09 33 024 2611</b>	<b>09 33 024 2701</b> <b>09 33 024 2711</b>	Dimensions for inserts see page 03.26  Contact arrangement View from termination side 	Panel cut out for inserts for use without hoods/housings 
<b>Cage-clamp terminal</b> 	Han® ES 1–24 25–48	<b>09 33 024 2616</b> <b>09 33 024 2626</b>	<b>09 33 024 2716</b> <b>09 33 024 2726</b>		
<b>Cage-clamp terminal two terminals per contact</b> 	Han® ESS 1–24 1–24	<b>09 33 024 2672</b> <b>09 33 024 2672</b>	<b>09 33 024 2772</b> <b>09 33 024 2772</b>		
<b>Crimpanschluss</b> Order contacts separately 	Han E® 1–24 25–48	<b>09 33 024 2602</b> <b>09 33 024 2612</b>	<b>09 33 024 2702</b> <b>09 33 024 2712</b>		

Identification	Wire gauge (mm²)	Part No.		Drawing	Dimensions in mm																											
		Male contacts	Female contacts																													
<b>Crimp contacts</b> Power contacts silver plated 	0.14-0.37 0.5 0.75 1.0 1.5 2.5 3 4	<b>09 33 000 6127*</b> <b>09 33 000 6121</b> <b>09 33 000 6114</b> <b>09 33 000 6105</b> <b>09 33 000 6104</b> <b>09 33 000 6102</b> <b>09 33 000 6106</b> <b>09 33 000 6107</b>	<b>09 33 000 6227*</b> <b>09 33 000 6220</b> <b>09 33 000 6214</b> <b>09 33 000 6205</b> <b>09 33 000 6204</b> <b>09 33 000 6202</b> <b>09 33 000 6206</b> <b>09 33 000 6207</b>		Operating contact Identification Relay contact Crimp contact identification <table border="1"> <thead> <tr> <th>Identification</th> <th>Wire gauge</th> <th>Stripping length</th> </tr> </thead> <tbody> <tr> <td>no groove</td> <td>0.14-0.37 mm²</td> <td>AWG 26-22</td> </tr> <tr> <td>no groove</td> <td>0.5 mm²</td> <td>AWG 20</td> </tr> <tr> <td>1 groove*</td> <td>0.75 mm²</td> <td>AWG 18</td> </tr> <tr> <td>1 groove</td> <td>1 mm²</td> <td>AWG 18</td> </tr> <tr> <td>2 grooves</td> <td>1.5 mm²</td> <td>AWG 16</td> </tr> <tr> <td>3 grooves</td> <td>2.5 mm²</td> <td>AWG 14</td> </tr> <tr> <td>wide groove</td> <td>3.0 mm²</td> <td>AWG 12</td> </tr> <tr> <td>no groove</td> <td>4 mm²</td> <td>AWG 12</td> </tr> </tbody> </table>	Identification	Wire gauge	Stripping length	no groove	0.14-0.37 mm²	AWG 26-22	no groove	0.5 mm²	AWG 20	1 groove*	0.75 mm²	AWG 18	1 groove	1 mm²	AWG 18	2 grooves	1.5 mm²	AWG 16	3 grooves	2.5 mm²	AWG 14	wide groove	3.0 mm²	AWG 12	no groove	4 mm²	AWG 12
Identification	Wire gauge	Stripping length																														
no groove	0.14-0.37 mm²	AWG 26-22																														
no groove	0.5 mm²	AWG 20																														
1 groove*	0.75 mm²	AWG 18																														
1 groove	1 mm²	AWG 18																														
2 grooves	1.5 mm²	AWG 16																														
3 grooves	2.5 mm²	AWG 14																														
wide groove	3.0 mm²	AWG 12																														
no groove	4 mm²	AWG 12																														
gold plated 	0.14-0.37 0.5 0.75 1.0 1.5 2.5 4.0	<b>09 33 000 6117*</b> <b>09 33 000 6122</b> <b>09 33 000 6115</b> <b>09 33 000 6218</b> <b>09 33 000 6216</b> <b>09 33 000 6223</b> <b>09 33 000 6221</b>	<b>09 33 000 6217*</b> <b>09 33 000 6222</b> <b>09 33 000 6215</b> <b>09 33 000 6218</b> <b>09 33 000 6216</b> <b>09 33 000 6223</b> <b>09 33 000 6221</b>																													
Relay contact silver plated 	0.75-1 1.5 2.5	<b>09 33 000 6109</b> <b>09 33 000 6110</b> <b>09 33 000 6111</b>																														
<b>Coding Pin</b> 			<b>09 33 000 9954</b>	To avoid accidental incorrect mating of adjacent connectors a coding system is required. Coding is effected – by means of a code pin. For this reason a female contact has to be inserted into the selected chamber. The code pin has to be assembled into this contact from the mating side. The opposite male contact is omitted.																												

\* only to be used with BUCHANAN crimping tool 09 99 000 0001 and adjustment gauge 09 99 000 0203