



**4**

Symbiosis



**44**

Wall Mounted




**102**

Ceiling Mounted



**204**

Kinetura



**210**

Stand Alone




**218**

Downlights



**222**

Profile Systems




**390**

Exterior



**424**

Floorspots



**444**



Smartfader



**TAL**  
TECHNICAL  
ARCHITECTURAL  
LIGHTING



|             |     |                    |     |                     |     |                        |     |
|-------------|-----|--------------------|-----|---------------------|-----|------------------------|-----|
| zoox        | 6   | base               | 117 | paris floor         | 214 | franklin               | 370 |
| mycor       | 24  | longbase           | 118 | fyrkant             | 215 | tesla r                | 374 |
| inifera     | 32  | drop 50            | 119 | dado                | 216 | tesla                  | 378 |
| dewar       | 40  | dropper            | 121 | miral               | 217 | darwin                 | 384 |
| one eye     | 46  | projexor           | 122 | incas moby          | 220 | propellar out          | 392 |
| cirkel      | 47  | mark-t             | 123 | incas r             | 221 | loop out               | 393 |
| square      | 47  | spider             | 125 | incas ll            | 224 | bull out               | 393 |
| blox        | 48  | miral              | 127 | incas               | 227 | max                    | 394 |
| ascan       | 49  | mikks              | 131 | tommy ikks          | 230 | hekowa                 | 396 |
| flox        | 50  | barrar             | 134 | tommy               | 231 | forum out              | 401 |
| chromos     | 51  | spina              | 136 | tommy trimless      | 244 | greg                   | 402 |
| click       | 52  | thor               | 137 | mini tommy ikks     | 254 | split out              | 403 |
| cad         | 54  | curtis             | 139 | mini tommy          | 255 | brix out               | 404 |
| elite       | 58  | mini scoop         | 140 | mini tommy trimless | 261 | wix                    | 406 |
| victoria    | 60  | scoop              | 142 | rasputin            | 267 | ram w                  | 408 |
| ram w       | 61  | roban              | 144 | mini rasputin       | 268 | fix                    | 410 |
| ram g       | 62  | paris              | 149 | b4                  | 269 | flex                   | 410 |
| bat         | 64  | drip 330           | 152 | hook                | 272 | quad                   | 411 |
| geena       | 65  | marksman           | 155 | zara                | 274 | simplon                | 412 |
| mrs sugar   | 66  | ice box            | 156 | cad                 | 276 | heb                    | 413 |
| dipsy       | 66  | pendant            | 157 | mrs norman          | 282 | girder                 | 414 |
| loop        | 68  | dado s             | 159 | siebe               | 283 | torck                  | 415 |
| bull        | 68  | cad on             | 162 | cayley              | 284 | menhir                 | 416 |
| cave r      | 70  | cad on cable       | 164 | napier              | 286 | ranger                 | 417 |
| wix         | 70  | split in susp      | 168 | quad                | 287 | fixer                  | 418 |
| eos         | 73  | trimmer            | 169 | click               | 288 | spectrum               | 420 |
| propellar   | 75  | silze zero pendant | 177 | ice box in          | 289 | totem                  | 421 |
| boa         | 76  | 2u pap sm          | 178 | cirkant             | 290 | obo round wt           | 426 |
| dart        | 77  | 2u pap sm bap      | 179 | zilos               | 294 | obo square wt          | 426 |
| brix        | 81  | 2u h pap sm        | 180 | solid               | 295 | ubo round wt           | 426 |
| napier      | 82  | 2u pap susp        | 181 | mini solid          | 296 | ubo square wt          | 426 |
| murdoch     | 83  | 2u h pap susp      | 182 | cilo                | 297 | obo round ti           | 428 |
| oncas       | 84  | 2u pap susp bap    | 183 | orion               | 298 | obo square ti          | 428 |
| wallbox     | 85  | galileo pap susp   | 184 | simplon             | 299 | ubo round ti           | 428 |
| split       | 86  | 3u pap sm          | 185 | helax               | 302 | ubo square ti          | 428 |
| longbox     | 87  | 3u pap sm prisma   | 186 | mini helax          | 305 | obo round tc-fse       | 430 |
| kolja       | 88  | 3u pap sm bap      | 186 | spina               | 306 | obo square tc-fse      | 430 |
| beamer      | 89  | 3u pap susp        | 187 | nova                | 307 | ubo round tc-fse       | 430 |
| markt-t arm | 90  | 3u pap susp prisma | 188 | helva               | 308 | ubo square tc-fse      | 430 |
| flori       | 92  | 3u pap susp bap    | 188 | drebbel             | 309 | geeno                  | 432 |
| hekowa      | 93  | darwin pap susp    | 189 | ram c               | 309 | mini obo round 3x1w    | 434 |
| max         | 94  | becquerell sm      | 190 | eclips              | 310 | mini obo square 3x1w   | 434 |
| forum in    | 96  | becquerell susp    | 191 | projexar            | 312 | mini ubo round 3x1w    | 434 |
| silze       | 97  | tesla pap          | 192 | 2u r pap            | 314 | mini ubo square 3x1w   | 434 |
| 2 u wall    | 99  | archimedes         | 194 | 2u r h pap          | 316 | mini obo round 140     | 436 |
| descarte    | 104 | 4u pap             | 195 | 3u r pap            | 316 | mini obo square 140    | 436 |
| shooter     | 105 | mr, norman         | 196 | 3u r pap prisma     | 317 | mini ubo round 140     | 436 |
| shuttle     | 107 | napier             | 200 | becquerell r        | 318 | mini ubo square 140    | 436 |
| mec 50      | 109 | pillow s           | 201 | tesla r pap         | 319 | mini obo round qr-c5l  | 438 |
| mec 5l      | 110 | longbox parallel   | 201 | 2 u r               | 324 | mini obo square qr-c5l | 438 |
| mec 70      | 111 | santiago           | 206 | 2 u                 | 332 | mini ubo round qr-c5l  | 438 |
| mec 11l     | 112 | new york           | 208 | 3 u r               | 344 | mini ubo square qr-c5l | 438 |
| jibe        | 113 | tokio              | 209 | 3 u                 | 350 | smartfader             | 444 |
| mono dostec | 115 | cad table          | 212 | 4 u                 | 358 |                        |     |
| tal points  | 116 | cad floor          | 213 | digiline            | 364 |                        |     |



# SYMBIOSIS


# SYMBIOSIS SYMBIOSIS SYMBIOSIS SYMBIOSIS

zoox 6  
mycor 24  
inifera 32  
dewar 40



SYMBIOSIS SYMBIOSIS

SYMBIOSIS





**MODULE 300**  
TC-L

IP 20 2,8

**850030** OPAL PC

TC-L (2X) 18W 2G11 230V-50Hz

CE Home Dimmer

**MODULE 300**  
TC-L + QR III

IP 20 3,4

**850118** OPAL PC +TEXT. WHITE  
**850121** OPAL PC +CHROME

TC-L (2X) 18W 2G11 230V-50Hz

QR-LP111 50W G53 230V-50Hz DIMM (L,C)

CE Home Dimmer

**MODULE 300**  
TC-L + HI PAR III

IP 20 3,4

**850218** OPAL PC +TEXT. WHITE  
**850221** OPAL PC +CHROME

TC-L (2X) 18W 2G11 230V-50Hz


HI PAR111 35W GX8,5 230V-50Hz

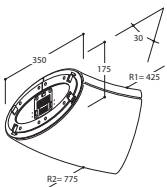
CE Home Dimmer





**BEND 30 R**  
TC-L

IP 20 2,9

**850330** OPAL PC

TC-L (2X)   
18W  
2G11  
230V-50Hz





CE    

**BEND 30 R**  
TC-L + QR III

IP 20 3,6




**850418** OPAL PC +TEXT. WHITE  
**850421** OPAL PC +CHROME

TC-L (2X)   
18W  
2G11  
230V-50Hz

QR-IP111   
50W  
G53  
230V-50Hz  
DIMM (L,C)




359°  
30°


CE    

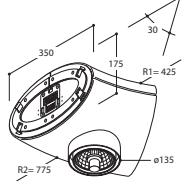
**BEND 30 R**  
TC-L + HI PAR III

IP 20 3,5





**850518** OPAL PC +TEXT. WHITE  
**850521** OPAL PC +CHROME

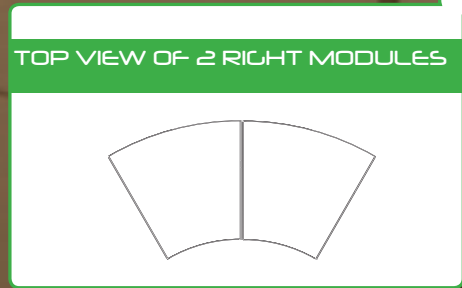
TC-L (2X)   
18W  
2G11  
230V-50Hz

HI PAR111   
35W  
GX8,5  
230V-50Hz



359°  
30°

CE    




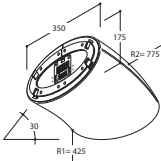







**BEND 30 L**  
TC-L

IP 20 2,9

**850630** OPAL PC

TC-L (2X)   
18W  
2G11  
230V-50Hz





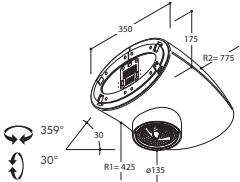
CE     






**BEND 30 L**  
TC-L + QR III

IP 20 3,6

**850718** OPAL PC +TEXT. WHITE  
**850721** OPAL PC +CHROME

TC-L (2X)  QR-IP111   
18W 50W  
2G11 G53  
230V-50Hz 230V-50Hz  
DIMM (L,C)





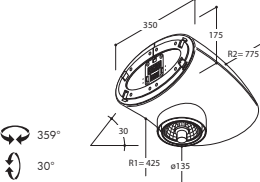
CE     






**BEND 30 L**  
TC-L + HI PAR III

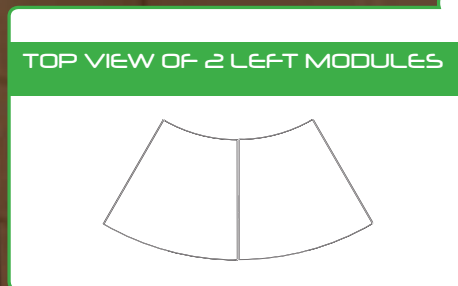
IP 20 3,5


**850818** OPAL PC +TEXT. WHITE  
**850821** OPAL PC +CHROME

TC-L (2X)  HI PAR111   
18W 35W  
2G11 GX8,5  
230V-50Hz 230V-50Hz



CE     





#### FOR BEST HOMOGENEOUS RESULTS

Use linear modules with TC-L in applications with bends (TC-L)

#### FOR BEST HOMOGENEOUS RESULTS T5

Use either high efficiency or high output lamps in the same inline application



**COMBINED  
MODULES 600 TC-L**

IP 20 4,9

**850930** OPAL PC

TC-L (4X)   
 18W  
 2G11  
 230V-50Hz

  
606

CE Home Dimmer

**COMBINED  
MODULES 900 TC-L**

IP 20 6,8

**851130** OPAL PC

TC-L (6X)   
 18W  
 2G11  
 230V-50Hz

  
907

CE Home Dimmer

**COMBINED  
MODULES 1200 TC-L**

IP 20 9,7

**851330** OPAL PC

TC-L (8X)   
 18W  
 2G11  
 230V-50Hz

  
1208

CE Home Dimmer

**COMBINED  
MODULES 1500 TC-L**

IP 20 11,5

**851530** OPAL PC

TC-L (10X)   
 18W  
 2G11  
 230V-50Hz

  
1509

CE Home Dimmer

**COMBINED MODULES**  
600 TS 14W-24W

IP 20 4,9

**851030** OPAL PC

T16 (2X) 14W-24W  
G5  
230V-50Hz  
dimnable on request



600

CE Home Dimmer DALI

**COMBINED MODULES**  
900 TS 21W-39W

IP 20 6,8

**851230** OPAL PC

T16 (2X) 21W-39W  
G5  
230V-50Hz  
dimnable on request



900

CE Home Dimmer DALI

**COMBINED MODULES**  
1200 TS 28-54W

IP 20 9,7

**851430** OPAL PC

T16 (2X) 28W-54W  
G5  
230V-50Hz  
dimnable on request



1200

CE Home Dimmer DALI

**COMBINED MODULES**  
1500 TS 35W-49W

IP 20 11,5

**851630** OPAL PC

T16 (2X) 35-49W  
G5  
230V-50Hz  
dimnable on request



1500

CE Home Dimmer DALI

**COMBINED MODULES**  
1500 TS 80W

IP 20 11,5


**851730** OPAL PC




T16 (2X) 80W  
G5  
230V-50Hz  
dimnable on request




1500

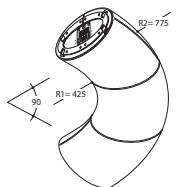
CE Home Dimmer DALI







**COMBINED BEND 90° L**



**IP 20**

**11,5**

**851930**    OPAL PC

TC-L (6X)   
 18W  
 2G11  
 230V-50Hz




**COMBINED BEND 90° R**



**IP 20**

**11,5**

**851830**    OPAL PC

TC-L (6X)   
 18W  
 2G11  
 230V-50Hz

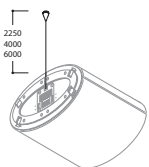


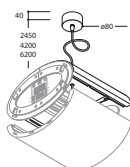


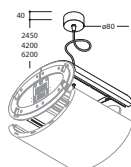


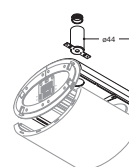


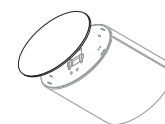
**SUSPENSION  
SET SINGLE**

 IP  
20 
**858000** L=2250  
**858100** L=4000  
**858200** L=6000

**CABLE + BASE  
ROUND 3X0,75mm<sup>2</sup>**

 IP  
20 
**858300** L=2250  
**858400** L=4000  
**858500** L=6000

**CABLE + BASE  
ROUND 5X0,75mm<sup>2</sup>**

 IP  
20 
**858600** L=2250  
**858700** L=4000  
**858800** L=6000

**WALL - CEILING  
SPACER SINGLE**

**858900** SPACER ALU

**FLAT ENDCAP**

**859018** TEXT. WHITE  
**859021** CHROME








**TAURUS SUSPENSION**

IP 20 30

**852030** OPAL PC

TC-L (24X)  
18W  
2G11  
230V-50Hz

CE, Home, Down Arrow, On/Off

**BABEL 1500 TS 35W-49W**

IP 20 15

**852118** OPAL PC +TEXT. WHITE

T16 (2X)  
35W-49W  
G5  
230V-50Hz  
dimnable on request

CE, Home, Down Arrow, On/Off

**BABEL 1500 TS 80W**

IP 20 9,7

**852218** OPAL PC +TEXT. WHITE


T16 (2X)  
80W  
G5  
230V-50Hz  
dimnable on request

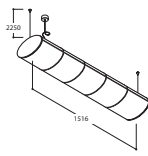
CE, Home, Down Arrow, On/Off




**MALLOW**  
TS 35W-49W

IP 20 12,5

**852318** OPAL PC +TEXT. WHITE  
**852321** OPAL PC +CHROME

T16 (2X)   
35W-49W  
G5  
230V-50Hz  
dimming on request




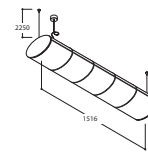
CE   




**MALLOW**  
TS 80W

IP 20 12,5

**852418** OPAL PC +TEXT. WHITE  
**852421** OPAL PC +CHROME

T16 (2X)   
80W  
G5  
230V-50Hz  
dimming on request





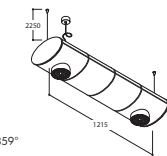
CE   




**RIPLEY**  
TS + QR III

IP 20 10,7

**852718** OPAL PC +TEXT. WHITE  
**852721** OPAL PC +CHROME

T16 (2X)  QR-IP111 (2X)   
28W-54W 50W  
G5 G53  
230V-50Hz 230V-50Hz  
dimming on request





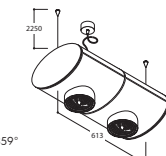
CE   




**SERGEANT**  
TS + QR III

IP 20 7,5

**852518** OPAL PC +TEXT. WHITE  
**852521** OPAL PC +CHROME

T16 (2X)  QR-IP111 (2X)   
14W-24W 50W  
G5 G53  
230V-50Hz 230V-50Hz  
dimming on request





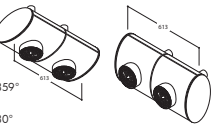
CE   




**SERGEANT**  
TS + QR III

IP 20 7,5

**852618** OPAL PC +TEXT. WHITE  
**852608** OPAL PC +BRUSHED ALU  
**852621** OPAL PC +CHROME

T16 (2X)  QR-IP111 (2X)   
14W-24W 50W  
G5 G53  
230V-50Hz 230V-50Hz  
dimming on request



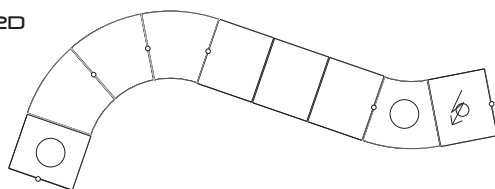
CE   



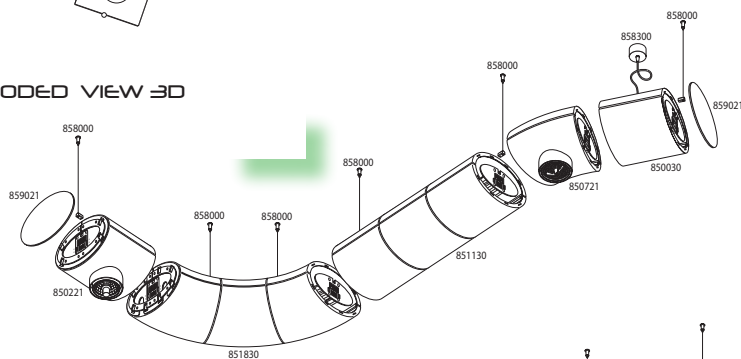


## HOW TO ORDER

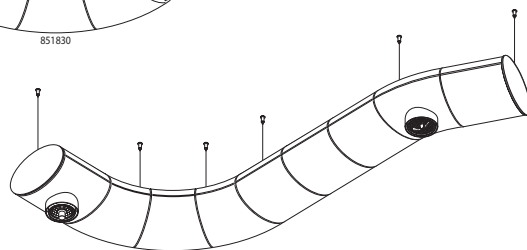
TOP VIEW 2D



EXPLODED VIEW 3D



COMPLETE VIEW 3D



### MODULES

|               |                            |    |
|---------------|----------------------------|----|
| <b>850030</b> | MODULE 300 TC-L            | 1X |
| <b>850221</b> | MODULE 300 TC-L + HIPAR111 | 1X |
| <b>850721</b> | BEND 30° L TC-L + QR111    | 1X |

### COMBINED MODULES

|               |                 |    |
|---------------|-----------------|----|
| <b>851130</b> | CM 900 TC-L     | 1X |
| <b>851830</b> | BEND 90° R TC-L | 1X |

### ACCESSORIES

|               |  |    |
|---------------|--|----|
| <b>858000</b> | SUSPENSION SET SINGLE                              | 6X |
| <b>858300</b> | CABLE + BASE ROUND<br>3X0.75mm <sup>2</sup> L=2450 | 1X |
| <b>859021</b> | FLAT ENDCAP  | 2X |









**MYCOR POWERLED**

III IP 20 3.4

**144010** PMMA + CW  
**144020** PMMA + WW  
**144030** PMMA + AMBER  
**144040** PMMA + RED  
**144080** PMMA + BLUE  
**144060** PMMA + GREEN

8W  
24V DC

CONVERTERS P. 454

CE Home F T T H

**MYCOR POWERLED HO**

III IP 20 3.4

**144050** PMMA + CW HO  
**144055** PMMA + WW HO

8W  
24V DC

CONVERTERS P. 454

CE Home F T T H

**MYCOR RGB**

III IP 20 3.4

**144090** PMMA + RGB

7.8W  
12V DC

RGB DRIVERS P. 455

CE Home F T T H

POWERCABLE  
BASE ROUND

0,2

944008 L= 2450MM  
944010 L= 2450MM RGB

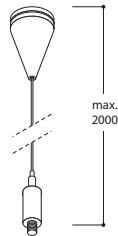


SUSPENSION SET  
SINGLE

0,1

944100 L= 2250MM

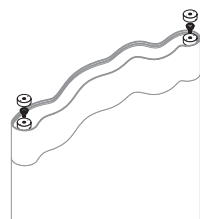
minimum 3 pcs. per single mycor



CEILING SPACERS

0,1

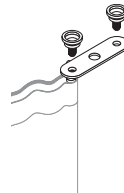
944300 2 PCS.




SUSPENSION INTER-  
CONNECTION BRACKET

0,1

944200



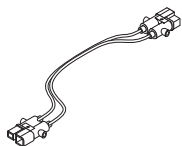
SUSPENSION INTER-  
CONNECTION



### INTERCONNECTION CABLE

0,1

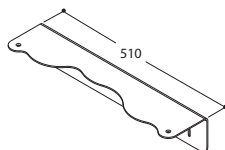
**944400** TRANSPARENT  
**944410** TRANSPARENT RGB



### WALL FIXATION HOLLOW

0,6

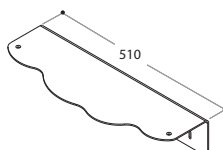
**944700** ANODISED  
**TO BE ORDERED WITH 944300**



### WALL FIXATION CONVEX

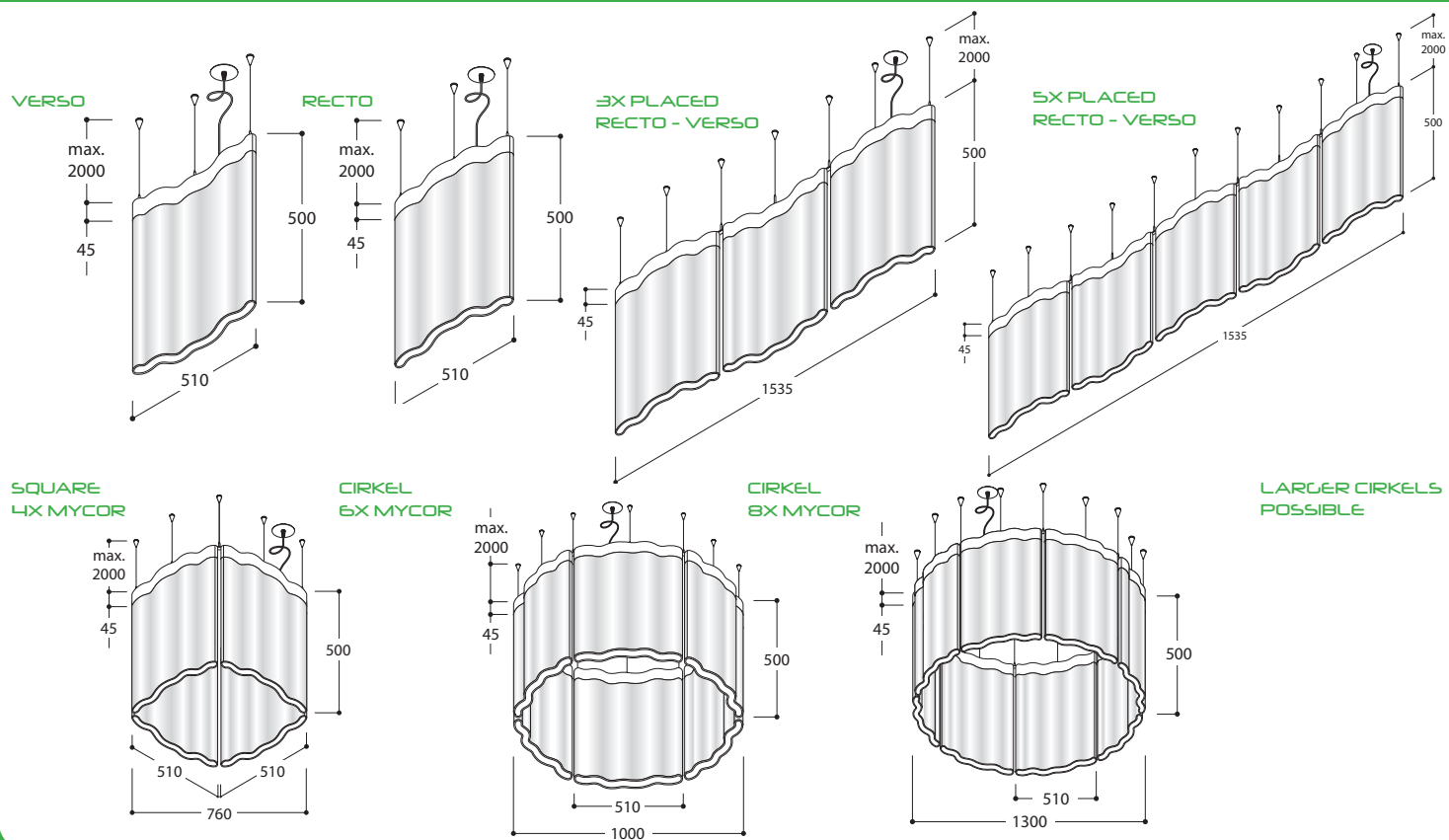
0,7

**944710** ANODISED  
**TO BE ORDERED WITH 944300**





## MYCOR SCENES





**INSTRUCTIONS FOR MOUNTING MYCOR (s):**

**I.A. For suspended mycor(s) :**

- Fix all suspension conical bases (944100) + steelropes to ceiling using drill pattern o
- quantity single suspension sets (944100) for linear mycors =  $(2xN)+1$
- quantity single suspension sets for circular mycors =  $(2xN)$  [N = quantity mycor(s) ]

OR

**I.B. For directly surface mounted mycor(s) :**

- Fix 2 ceiling spacers (944300) per mycor to ceiling using drill pattern of 1 mycor (print on A3 - please do not scale! ).
- quantity ceiling spacers sets (944300) for linear or circular mycors = N

**II.A. For suspended mycor(s):**

Prepare suspension sets to fit mycor(s)

**AA. for suspension bodies to fit on bracket (944200) between 2 mycors:**

1. Unscrew black screw DIN913 M5x16 from suspension body.
2. Fix bracket with screw DIN965 M5x8 (included with bracket) to susp. body. (make sure head of screw fits countersunk hole of bracket)
- quantity brackets (944200) for linear mycors = N- 1
- quantity brackets (944200) for circular mycors = N

**AB. for suspension bodies to fit on centre of mycor:** screw pre-assembled with black screw DIN913 M5x16 at centre of mycor (s).

3. Fix all steel ropes in susp. bodies on bracket & at centre to suspend mycors at certain height. Start with 1st mycor nearest to convertor .
4. Fix assembly with 2 boutons on the 2 mycor base spacers.
5. Close loop with extra bracket.

OR

**II.B. For directly surface mounted mycor(s) :**

Screw 2 boutons of the spacer set 944300 per mycor into left & right base spacer .

**III. For suspension mycor (s) only:**

**IV.A. For suspended mycor (s):**

- Make electrical interconnections (see detail 6) & connection to ledconvertor using interconnection cables and powercable base round.
- quantity interconnection cables (944400) for linear or circular mycors = N-1

OR

**IV.B. For directly surface mounted mycor(s) :**

1. Make connection between 1st mycor & led-convertor using powercable base round .
2. Connect interconnection cable (944400) to other end of mycor .
3. Fix 1st mycor in 2 ceiling spacers.
4. Connect 2nd mycor to first interconnection cable and connect 2nd interconn. cable to other end .
5. Complete scene by repeating previous steps .

Make sure there is no closed electrical loop in mycors !







**POWERLED MODULE**

IP 20 0,7

**180010** FROSTED PC + CW  
**180020** FROSTED PC + WW  
**180030** FROSTED PC + AMBER  
**180040** FROSTED PC + RED  
**180060** FROSTED PC + GREEN  
**180080** FROSTED PC + ROYAL BLUE

3.6W (3X1W)  
24V - DC

incl. one mounting bracket

CE Home Inverter Dimmer

**SUSPENSION SET**

0,1

**180300** L=2250mm

max 2000

CE Home Inverter Dimmer

**BASE WC**

IP 20 0,3

**180108** TEXT. WHITE

73  
110

CE Home Inverter Dimmer

**BASE + POWERCABLE**

0,3

**180208** L=2250mm

73  
max 2000

CE Home Inverter Dimmer

**MOUNTING BRACKET**

0,1

**180400**

CE Home Inverter Dimmer

**BASE CI**

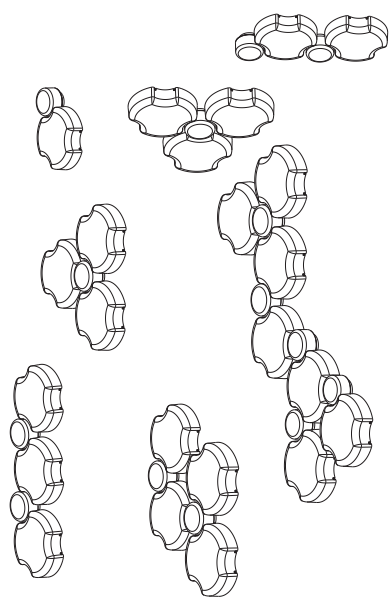
IP 20 0,4

**180118** connects up to 4 iniferas  
20W  
230V - 50Hz

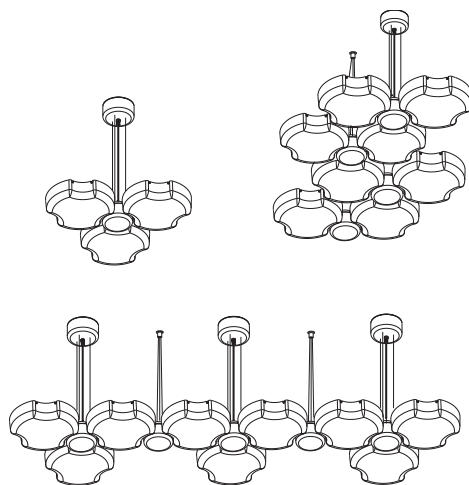
73  
110





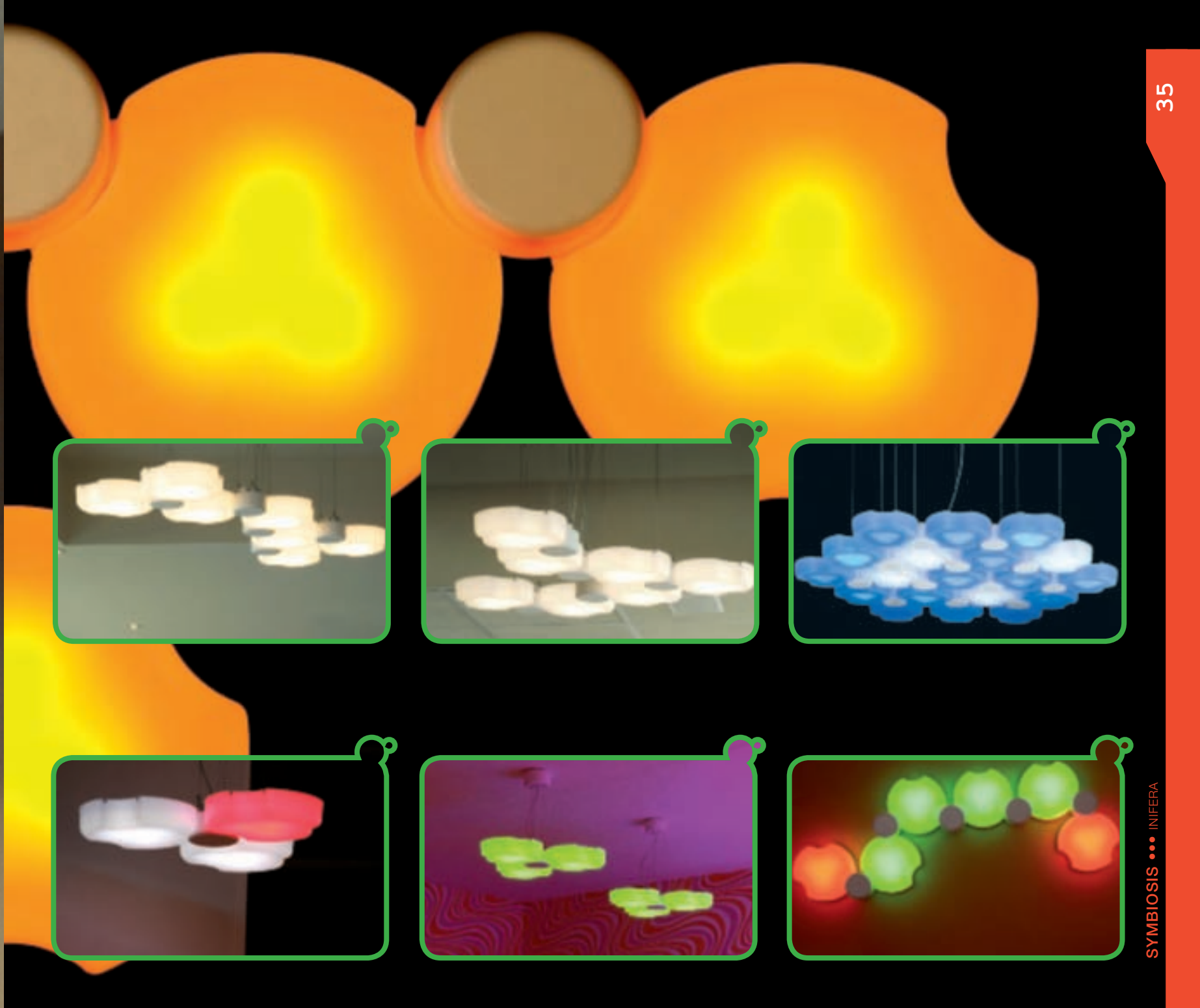
CE Home Inverter Dimmer

INIFERA SCENES SURFACE MOUNTED



INIFERA SCENES SUSPENDED





**MODULE RGB**

IP 20 0,7

**180090** RGB

6.5W  
350mA

RGB DRIVERS P. 455

incl. one mounting bracket

**SUSPENSION SET**

0,1

**180300** L=2250mm

max 2000

**BASE RGB WC**

0,3

**180198** TEXT. WHITE

73  
110

**BASE + POWERCABLE RGB**

0,3

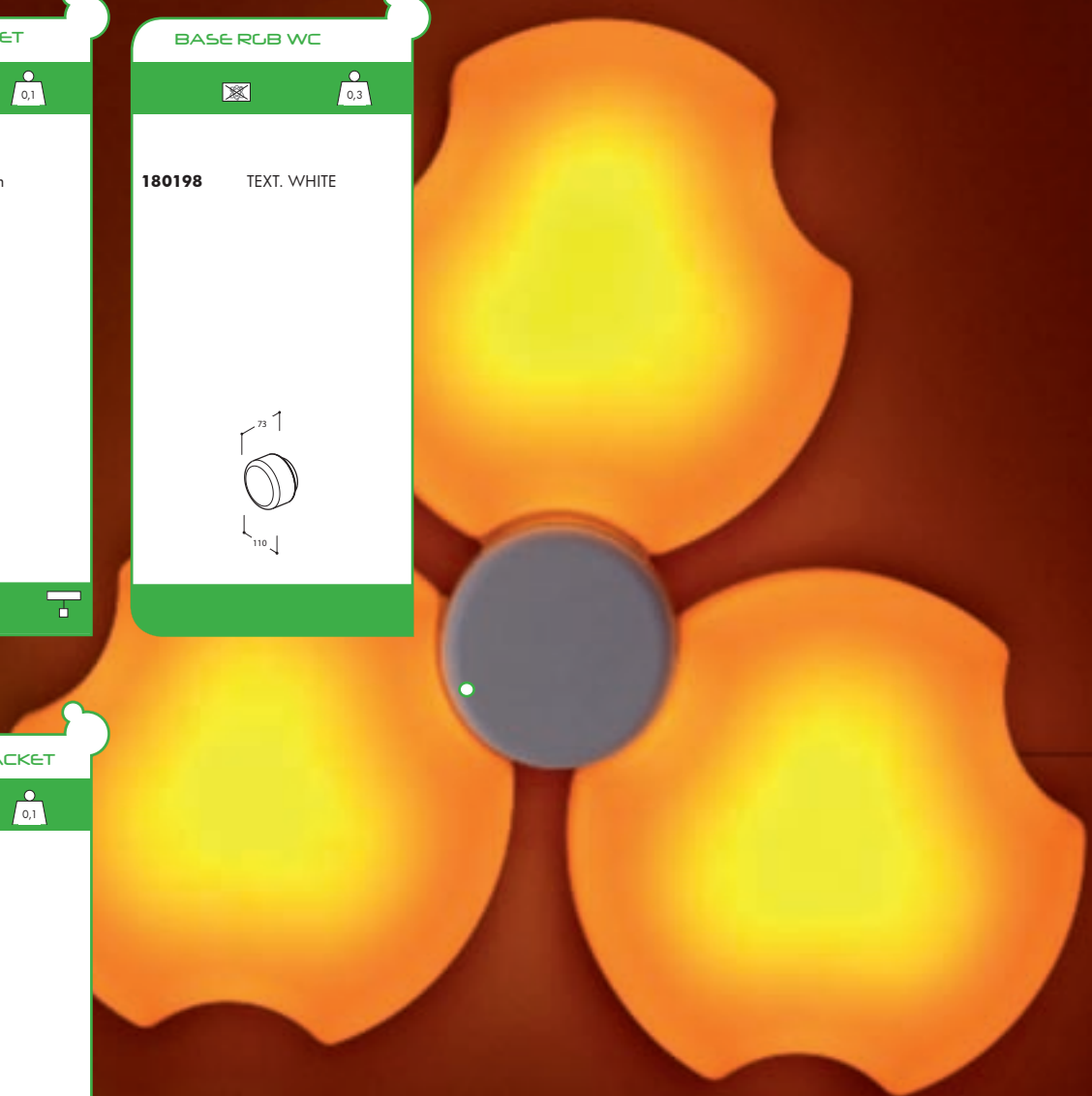
**180298** L=2250mm


73  
max 2000

**MOUNTING BRACKET**

0,1

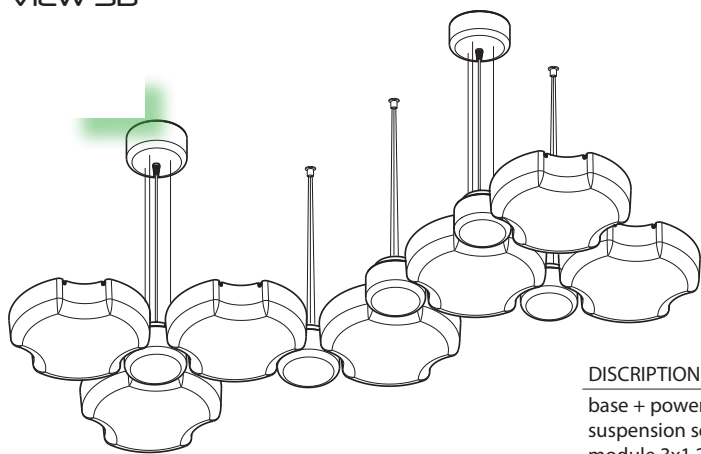
**180401** RGB



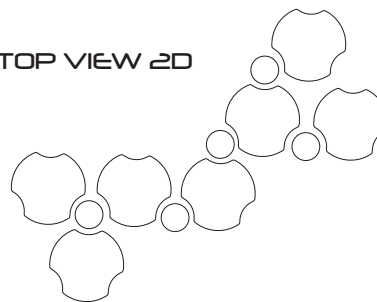


## HOW TO ORDER


VIEW 3D







TOP VIEW 2D





| DISCRPTION                      | Pcs | REFERENCE |
|---------------------------------|-----|-----------|
| base + powercable               | x2  | 180208    |
| suspension set                  | x3  | 180300    |
| module 3x1.2w + interconnection | x7  | 180080    |
| base ci                         | x2  | 180118    |
| base wc                         | x3  | 180108    |
| interconnection                 | x4  | 180400    |




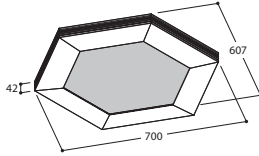
**DEWAR TC-L DOWN**













**314107** TEXT. WHITE  
**314106** TEXT. BLACK







TC-L (3X)   
 24W  
 2G11  
 230V-50Hz





 SUSPENSION SINGLE (4)  
 BASE + CABLE (1)








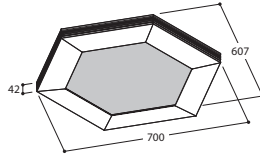
**DEWAR TC-L UP-DOWN**








**314127** TEXT. WHITE  
**314126** TEXT. BLACK








TC-L (3X)   
 24W  
 2G11  
 230V-50Hz








 SUSPENSION SINGLE (4)  
 BASE + CABLE (1)


SURFACE FIXATION SINGLE (3)








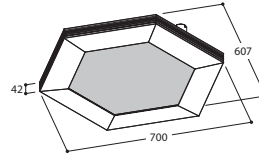
**DEWAR TC-L UP-DOWN SM**







**314137** TEXT. WHITE  
**314136** TEXT. BLACK



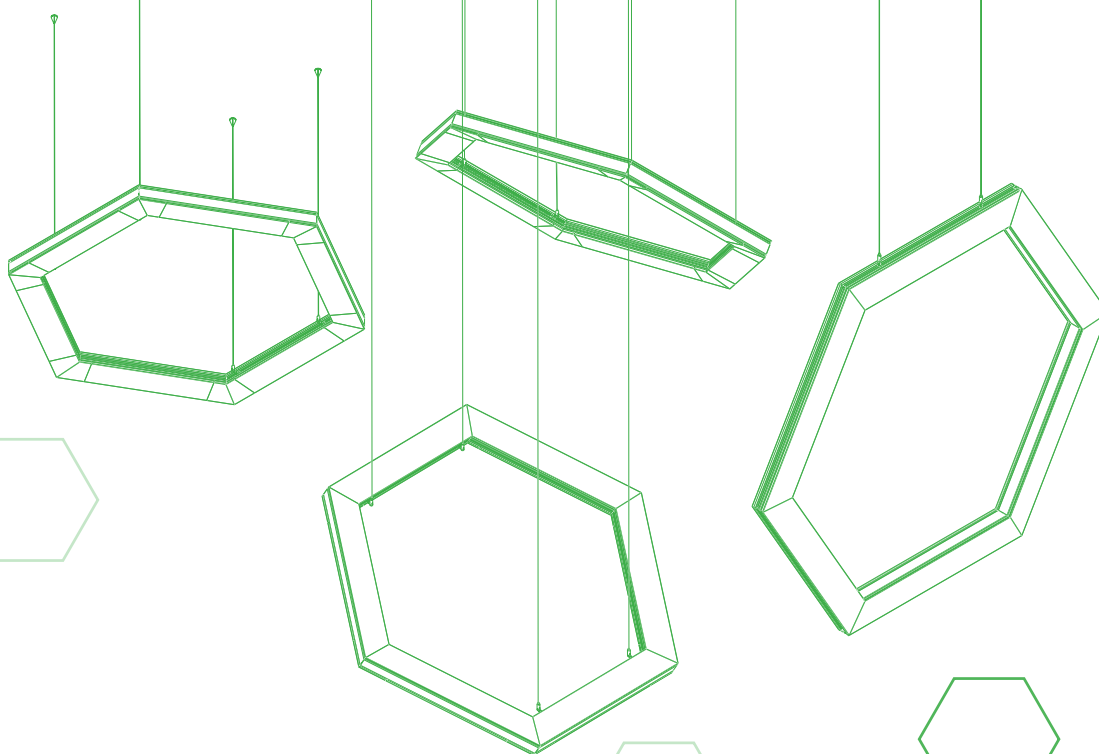
TC-L (3X)   
 24W  
 2G11  
 230V-50Hz



SURFACE FIXATION SET INCL.





**DEWAR**  
**MX**

IP 20

14

314147  
314146

TEXT. WHITE  
TEXT. BLACK

T16 (6X)  
14W  
G5  
230V-50Hz  
dimnable on request

1178  
1360  
42

• SUSPENSION SINGLE (4)  
BASE + CABLE (1)

SURFACE FIXATION SET (3)

**DEWAR**  
**MX SM**

IP 20

14

314157  
314156

TEXT. WHITE  
TEXT. BLACK

T16 (6X)  
14W  
G5  
230V-50Hz  
dimnable on request

1178  
1360  
42

SURFACE FIXATION SET INCL.

**DEWAR**  
**XT**

IP 20

13

314167  
314166

TEXT. WHITE  
TEXT. BLACK

T16 (6X)  
14W  
G5  
230V-50Hz  
dimnable on request

1059  
1222  
42

• SUSPENSION SINGLE (4)  
BASE + CABLE (1)

SURFACE FIXATION SINGLE (3)

**DEWAR**  
**XT SM**

IP 20

13

314177  
314176

TEXT. WHITE  
TEXT. BLACK

T16 (6X)  
14W  
G5  
230V-50Hz  
dimnable on request

1059  
1222  
42

SURFACE FIXATION SET INCL.



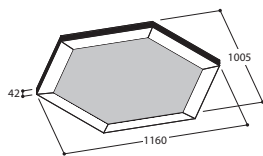
DEWART'S  
DOWN



**314187** TEXT. WHITE  
**314186** TEXT. BLACK



T16 (4X) 21W  
T16 (2X) 14W  
G5  
230V-50Hz  
dimnable on request



○ SUSPENSION SINGLE (4)  
BASE + CABLE (1)



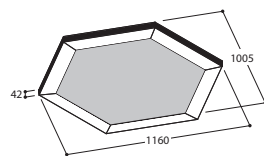
DEWART'S  
UP-DOWN



**314207** TEXT. WHITE  
**314206** TEXT. BLACK



T16 (4X) 21W  
T16 (2X) 14W  
G5  
230V-50Hz  
dimnable on request



● SUSPENSION SINGLE (4)  
BASE + CABLE (1)  
SURFACE FIXATION SINGLE (3)



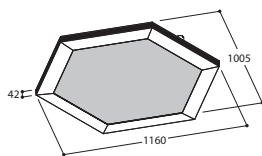
DEWART'S  
UP-DOWN SM



**314217** TEXT. WHITE  
**314216** TEXT. BLACK

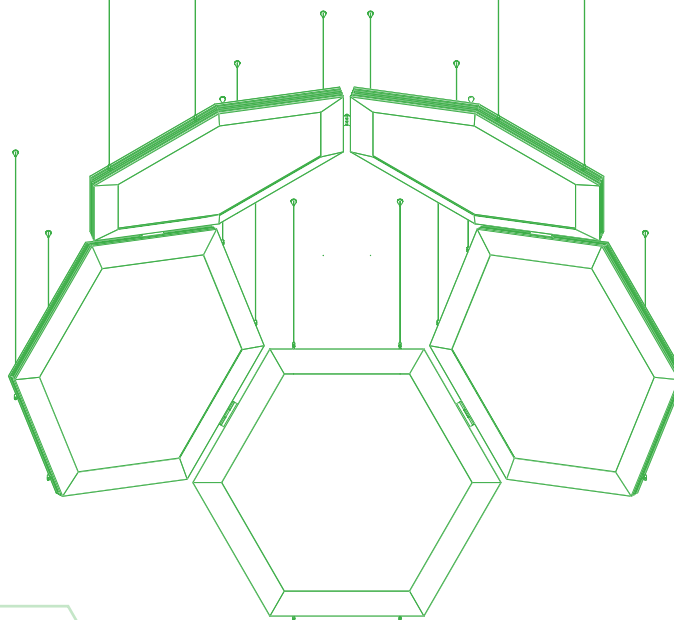
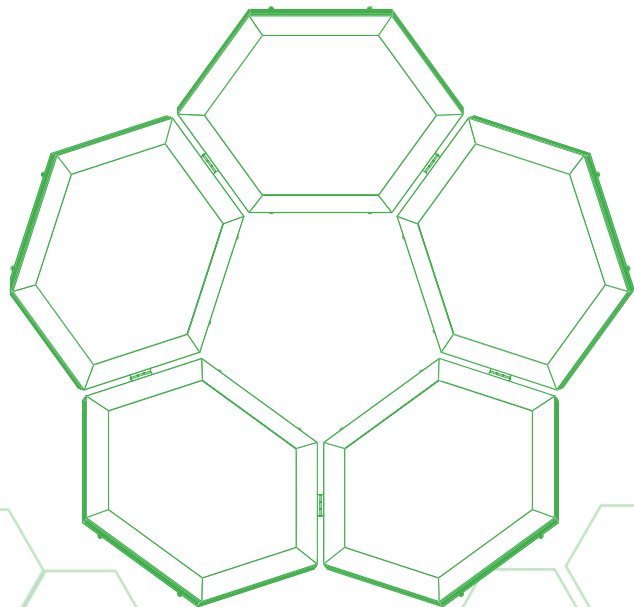


T16 (4X) 21W  
T16 (2X) 14W  
G5  
230V-50Hz  
dimnable on request



SURFACE FIXATION SINGLE INCL.

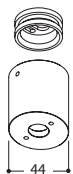




#### DEWAR SURFACE FIXATION SINGLE

0.2

**314037** TEXT. WHITE  
**314036** TEXT. BLACK



#### DEWAR SUSPENSION SINGLE

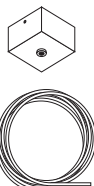
0.1

**314007** L=2.25M TEXT. WHITE  
**314006** L=2.25M TEXT. WHITE  
**314017** L=4M TEXT. WHITE  
**314016** L=4M TEXT. WHITE  
**314027** L=6M TEXT. WHITE  
**314026** L=6M TEXT. WHITE



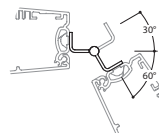
#### DEWAR BASE + CABLE

**890847** 3X 0.75MM2 L=2.45M TW  
**890826** 3X 0.75MM2 L=2.45M TB  
**890947** 3X 0.75MM2 L=4.2M TW  
**890926** 3X 0.75MM2 L=4.2M TB  
**891047** 3X 0.75MM2 L=6.2M TW  
**891026** 3X 0.75MM2 L=6.2M TB  
**891147** 5X 0.75MM2 L=2.45M TW  
**891126** 5X 0.75MM2 L=2.45M TB  
**891247** 5X 0.75MM2 L=4.2M TW  
**891226** 5X 0.75MM2 L=4.2M TB  
**891347** 5X 0.75MM2 L=6.2M TW  
**891326** 5X 0.75MM2 L=6.2M TB



#### DEWAR INTERCONN. BRACKET


**314057** TEXT. WHITE  
**314056** TEXT. BLACK



#### DEWAR INTERCONN. CABLE




**314077** TEXT. WHITE  
**314076** TEXT. BLACK





# WALL MOUNTED

- one eye 46
- cirkel 47
- square 47
- blox 48
- ascan 49
- flox 50
- cave r 51
- chromos 52
- click 54
- cad 58
- elite 60
- victoria 61
- ram w 62
- bat 64
- geena 65
- mrs sugar 66
- dipsy 66
- loop 68
- bull 68
- cave r 70
- wix 70
- eos 73
- propellar 75
- boa 76
- dart 77
- brix 81
- napier 82
- murdoch 83
- oncas 84
- wallbox 85
- split 86
- longbox 87
- kolja 88
- beamer 89
- markt-t arm 90
- flori 92
- hekowa 93
- max 94
- forum in 96
- silze 97
- 2 u wall 99



# WALL MOUNTED WA



97



90



85




76



68



64



54



48



99



92



86



77




70



65



58



49

ALL MOUNTED WALL MOUNTED

# WALL MOUNTED





ONE EYE OPEN

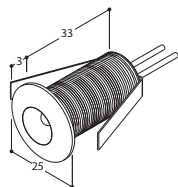



- 81011108** LEAF ALU + WHITE
- 81011408** LEAF ALU + RED
- 81011508** LEAF ALU + BLUE

 LP LED  
0,2W  
12V DC



CONVERTERS P. 454



 18 mm  
installation height 55mm



ONE EYE WINDOW

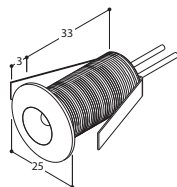



- 81021110** LEAF STAIN. STEEL + WHITE
- 81021410** LEAF STAIN. STEEL + RED
- 81021510** LEAF STAIN. STEEL + BLUE

 LP LED  
0,2W  
12V DC



CONVERTERS P. 454



 18 mm  
installation height 55mm



ALSO AVAILABLE IN TEXTURED WHITE



### CIRKEL OPEN

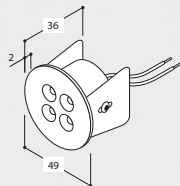


- 81030108** LEAF ALU + WHITE
- 81030408** LEAF ALU + RED
- 81030508** LEAF ALU + BLUE

LP LED  
0,6W  
12V DC



CONVERTERS P. 454



38 mm  
installation height 45mm



### CIRKEL WINDOW

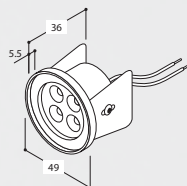


- 81040110** LEAF STAIN. STEEL + WHITE
- 81040410** LEAF STAIN. STEEL + RED
- 81040510** LEAF STAIN. STEEL + BLUE

LP LED  
0,6W  
12V DC



CONVERTERS P. 454



38 mm  
installation height 45mm



### SQUARE OPEN

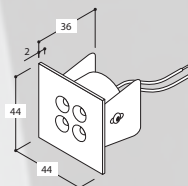


- 81060108** LEAF ALU + WHITE
- 81060408** LEAF ALU + RED
- 81060508** LEAF ALU + BLUE

LP LED  
0,6W  
12V DC



CONVERTERS P. 454



38 mm  
installation height 45mm



### SQUARE WINDOW

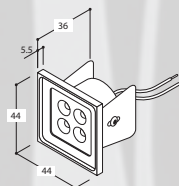


- 81070110** LEAF STAIN. STEEL + WHITE
- 81070410** LEAF STAIN. STEEL + RED
- 81070510** LEAF STAIN. STEEL + BLUE

LP LED  
0,6W  
12V DC



CONVERTERS P. 454



38 mm  
installation height 45mm



ALSO AVAILABLE IN TEXTURED WHITE



BLOX DOWN

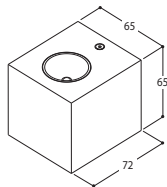


0,9

- 175008** BRUSHED ALU + CW
- 175028** BRUSHED ALU + WW



POWERLED  
1W  
230V-50Hz



BLOX UP DOWN

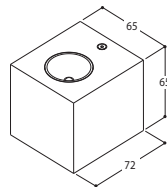


0,9

- 175108** BRUSHED ALU + CW
- 175128** BRUSHED ALU + WW



POWERLED 2x  
1W  
230V-50Hz





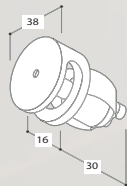


### ASCAN ROUND



**130124** BRUSHED ALU

QT-LP9  
5-10W  
G4  
12V-50Hz



25 mm  
Installation depth 60 mm

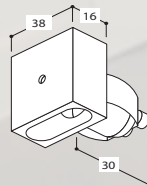


### ASCAN SQUARE



**130324** BRUSHED ALU

QT-LP9  
5-10W  
G4  
12V-50Hz



25 mm  
Installation depth 60 mm



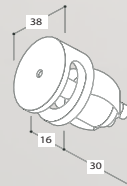
### ASCAN ROUND LED



**130014** BRUSHED ALU + CW  
**130034** BRUSHED ALU + AMBER  
**130044** BRUSHED ALU + RED  
**130084** BRUSHED ALU + BLUE

POWERLED  
1W  
350mA DC


CONVERTERS P. 454



25 mm  
Installation depth 60 mm



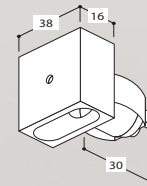
### ASCAN SQUARE LED



**130214** BRUSHED ALU + CW  
**130234** BRUSHED ALU + AMBER  
**130244** BRUSHED ALU + RED  
**130284** BRUSHED ALU + BLUE

POWERLED  
1W  
350mA DC

CONVERTERS P. 454



25 mm  
Installation depth 60 mm



 **FLOX**



**131005** GLASS

 QT-LP9  
5-20W  
G4  
12V-50Hz

 **931000** INSTAL. FRAME FOR PLASTER  
 240X43X80



 235X40 mm  
Installation depth 65 mm

IP 20    

 **FLOX LED**



**131015** GLASS + CW  
**131025** GLASS + WW  
**131035** GLASS + AMBER  
**131045** GLASS + RED  
**131085** GLASS + ROYAL BLUE  
**131055** GLASS + CW HO  
**131095** GLASS + WW HO


 POWERLED  
1W  
350mA DC


 **931000** INSTAL. FRAME FOR PLASTER  
 240X43X80  
CONVERTERS P. 454






 235X40 mm  
Installation depth 65 mm


IP 20    



 **FLOX W&C**

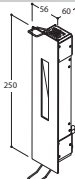



  





**131010** CHROME+ CW  
**131020** CHROME+ WW  
**131030** CHROME+ AMBER  
**131040** CHROME+ RED  
**131080** CHROME+ ROYAL BLUE  
**131050** CHROME+ CW HO  
**131090** CHROME+ WW HO

 POWERLED  
1W  
350mA DC

 **931000** INSTAL. FRAME FOR PLASTER  
 240X43X80  
CONVERTERS P. 454



 235X40 mm  
Installation depth 65 mm

IP 20    



 CAVE R SINGLE

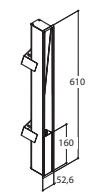



- 844017 TEXT. WHITE + CW
- 844027 TEXT. WHITE + WW
- 844057 TEXT. WHITE + CW HO
- 844097 TEXT. WHITE + WW HO
- 844037 TEXT. WHITE + AMBER
- 844047 TEXT. WHITE + RED
- 844067 TEXT. WHITE + GREEN
- 844087 TEXT. WHITE + BLUE

 POWERLED  
1W  
230V-50Hz



- 844090 INSTAL. FRAME FOR PLASTER  
 610X85X95
- 844095 INSTAL. BOX FOR PLASTER  
 660X114X114



 600x45 mm  
Installation depth 95 mm




 CAVE R DOUBLE

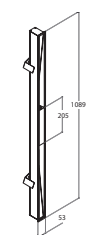



- 844117 TEXT. WHITE + CW
- 844217 TEXT. WHITE + CW WW
- 844227 TEXT. WHITE + WW
- 844157 TEXT. WHITE + CW HO
- 844297 TEXT. WHITE + WW HO
- 844337 TEXT. WHITE + AMBER
- 844417 TEXT. WHITE + CW/ RED
- 844447 TEXT. WHITE + RED
- 844467 TEXT. WHITE + RED/GREEN
- 844487 TEXT. WHITE + RED/BLUE
- 844617 TEXT. WHITE + CW/ GREEN
- 844667 TEXT. WHITE + GREEN
- 844687 TEXT. WHITE + GREEN/BLUE
- 844817 TEXT. WHITE + CW/ BLUE
- 844887 TEXT. WHITE + BLUE

 POWERLED 2x  
1W  
230V-50Hz



- 844190 INSTAL. FRAME FOR PLASTER  
 1090X85X95
- 844195 INSTAL. BOX FOR PLASTER  
 1140X114X114



 1080X45 mm  
Installation depth 95 mm





CHROMOS  
CHROME

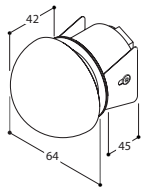


- 177010 CHROME + CW
- 177020 CHROME + WW
- 177510 CHROME + CW HO
- 177920 CHROME + WW HO
- 177030 CHROME + AMBER
- 177040 CHROME + RED
- 177060 CHROME + GREEN
- 177080 CHROME + BLUE

POWERLED  
1W  
350mA DC



- 177097 INSTAL. FRAME FOR PLASTER  
⌀ 48mm
- 177077 INSTAL. BOX FOR PLASTER  
⌀ 92X77  
CONVERTERS P. 454



48 mm  
Installation depth 45 mm



CHROMOS  
CHROME RGB

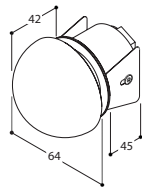


- 177110 CHROME + RGB

POWERLED  
4W  
350mA DC



- 177097 INSTAL. FRAME FOR PLASTER  
⌀ 48mm
- 177077 INSTAL. BOX FOR PLASTER  
⌀ 92X77  
RGB DRIVERS P. 455



48 mm  
Installation depth 45 mm



CHROMOS

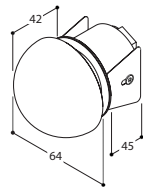


- 177017 TEXT. WHITE + CW
- 177027 TEXT.WHITE + WW
- 177517 TEXT, WHITE + CW HO
- 177927 TEXT, WHITE + WW HO
- 177037 TEXT.WHITE + AMBER
- 177047 TEXT.WHITE + RED
- 177067 TEXT.WHITE + GREEN
- 177087 TEXT.WHITE + BLUE

POWERLED  
1W  
350mA DC



- 177097 INSTAL. FRAME FOR PLASTER  
⌀ 48mm
- 177077 INSTAL. BOX FOR PLASTER  
⌀ 92X77  
CONVERTERS P. 454



48 mm  
Installation depth 45 mm



CHROMOS RGB

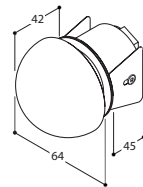


- 177118 TEXT.WHITE + RGB

POWERLED  
4W  
350mA DC






- 177097 INSTAL. FRAME FOR PLASTER  
⌀ 48mm
- 177077 INSTAL. BOX FOR PLASTER  
⌀ 92X77  
RGB DRIVERS P. 455







48 mm  
Installation depth 45 mm








 **CLICK QT 14**




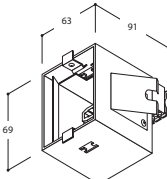
   0,3


**350296** HOUSING BOX LEAF TEXT. GREY





 QT14  
25-40W  
G9  
230V-50Hz  
Dimmable R


 310399 INSTAL. FRAME FOR PLASTER  
 85X85X100


 350240 SQUARE PLATE STAIN. STEEL  
350250 CROSS PLATE STAIN. STEEL  
350260 ARROW PLATE STAIN. STEEL  
350280 JAIL PLATE STAIN. STEEL






 70X71 mm  
Installation depth 100 mm


IP 20    



 **CLICK QT 9**




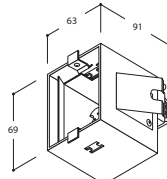
   0,3


**350297** HOUSING BOX LEAF TEXT. GREY





 QT-LP9  
5-20W  
G4  
Dimmable  
12V


 310399 INSTAL. FRAME FOR PLASTER  
 85X85X100


 350240 SQUARE PLATE STAIN. STEEL  
350250 CROSS PLATE STAIN. STEEL  
350260 ARROW PLATE STAIN. STEEL  
350280 JAIL PLATE STAIN. STEEL






 70X71 mm  
Installation depth 100 mm


IP 20    



 **CLICK INDY QT 14**

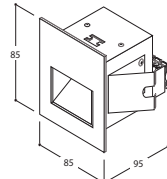



   0,4





**350270** STAIN. STEEL


 QT14  
25-40W  
G9  
Dimmable R  
230V 50Hz


 310399 INSTAL. FRAME FOR PLASTER  
 85X85X100






 70X71 mm  
Installation depth 100 mm


IP 20    



 **CLICK INDY QT 9**

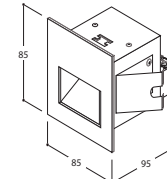



   0,4





**350271** STAIN. STEEL


 QT-LP9  
5-20W  
G4  
Dimmable  
12V


 310399 INSTAL. FRAME FOR PLASTER  
 85X85X100






 70X71 mm  
Installation depth 100 mm


IP 20    



 **CLICK INDY QT 14  
B&G**

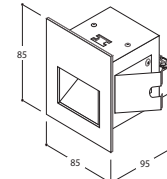



   0,4





**350670** BLACK + GOLD


 QT14  
25-40W  
G9  
Dimmable R  
230V 50Hz

 310399 INSTAL. FRAME FOR PLASTER  
 85X85X100



 70X71 mm  
Installation depth 100 mm

IP 20    





ARROW



CROSS




JAIL






SQUARE





**CLICK INDY QT 9 B&G**





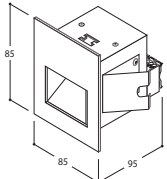





**350671** BLACK + GOLD






 QT-LP9  
 5-20W  
 G4  
 12V  
 DIMM





**310399** INSTAL. FRAME FOR PLASTER  
 85X85X100






 70X71 mm  
 Installation depth 100 mm









**CLICK INDY CI CORIAN**





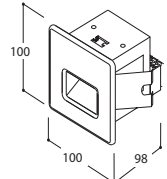





**350810** LEAF CORIAN ICE WHITE + CW  
**350811** LEAF CORIAN ICE WHITE + CW HO  
**350830** LEAF CORIAN ICE WHITE + AMBER  
**350840** LEAF CORIAN ICE WHITE + RED  
**350860** LEAF CORIAN ICE WHITE + GREEN  
**350880** LEAF CORIAN ICE WHITE + BLUE






 POWERLED  
 1W  
 230V-50Hz





**310399** INSTAL. FRAME FOR PLASTER  
 85X85X100






 70X71 mm  
 Installation depth 100 mm









**CLICK INDY WC CORIAN**





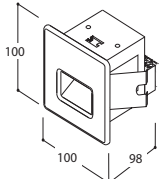





**351810** LEAF CORIAN ICE WHITE + CW  
**351811** LEAF CORIAN ICE WHITE + CW HO  
**351830** LEAF CORIAN ICE WHITE + AMBER  
**351840** LEAF CORIAN ICE WHITE + RED  
**351860** LEAF CORIAN ICE WHITE + GREEN  
**351880** LEAF CORIAN ICE WHITE + BLUE






 POWERLED  
 1W  
 350mA DC





**310399** INSTAL. FRAME FOR PLASTER  
 85X85X100  
 CONVERTERS P. 454






 70X71 mm  
 Installation depth 100 mm









**CLICK INDY CI WENGE**





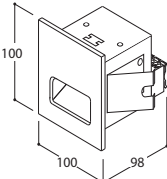





**350910** LEAF WENGE + CW  
**350911** LEAF WENGE + CW HO  
**350930** LEAF WENGE + AMBER  
**350940** LEAF WENGE + RED  
**350960** LEAF WENGE + GREEN  
**350980** LEAF WENGE + BLUE






 POWERLED  
 1W  
 230V-50Hz





**310399** INSTAL. FRAME FOR PLASTER  
 85X85X100






 70X71 mm  
 Installation depth 100 mm









**CLICK INDY WC WENGE**





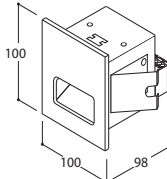





**351910** LEAF WENGE + CW  
**351911** LEAF WENGE + CW HO  
**351930** LEAF WENGE + AMBER  
**351940** LEAF WENGE + RED  
**351960** LEAF WENGE + GREEN  
**351980** LEAF WENGE + BLUE






 POWERLED  
 1W  
 350mA DC




**310399** INSTAL. FRAME FOR PLASTER  
 85X85X100  
 CONVERTERS P. 454



 70X71 mm  
 Installation depth 100 mm





### CLICK INDY CI SS

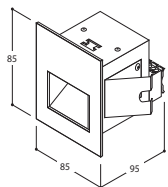


- 350610** LEAF STAIN. STEEL + CW
- 350611** LEAF STAIN. STEEL + CW HO
- 350630** LEAF STAIN. STEEL + AMBER
- 350640** LEAF STAIN. STEEL + RED
- 350660** LEAF STAIN. STEEL + GREEN
- 350680** LEAF STAIN. STEEL + BLUE

POWERLED  
1W  
230V-50Hz




310399 INSTAL. FRAME FOR PLASTER  
 85X85X100



70X71 mm  
Installation depth 100 mm



### CLICK INDY WC SS

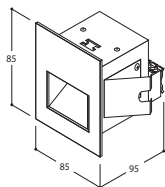


- 351610** LEAF STAIN. STEEL + CW
- 351611** LEAF STAIN. STEEL + CW HO
- 351630** LEAF STAIN. STEEL + AMBER
- 351640** LEAF STAIN. STEEL + RED
- 351660** LEAF STAIN. STEEL + GREEN
- 351680** LEAF STAIN. STEEL + BLUE

POWERLED  
1W  
350mA DC



310399 INSTAL. FRAME FOR PLASTER  
 85X85X100  
**CONVERTERS P. 454**



70X71 mm  
Installation depth 100 mm



### CLICK SLIP CI

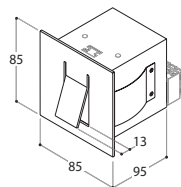


- 184117** TEXT. WHITE + CW
- 184317** TEXT. WHITE + CW HO
- 184127** TEXT. WHITE + WW
- 184327** TEXT. WHITE + WW HO
- 184137** TEXT. WHITE + AMBER
- 184147** TEXT. WHITE + RED
- 184187** TEXT. WHITE + GREEN
- 184167** TEXT. WHITE + BLUE

POWERLED  
1W  
230V-50Hz



310399 INSTAL. FRAME FOR PLASTER  
 85X85X100



70X71 mm  
Installation depth 100 mm



### CLICK SLIP

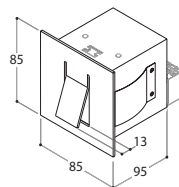


- 184047** TEXT. WHITE

QT14  
25-40W  
G9  
230V-50Hz  
Dimmable R



310399 INSTAL. FRAME FOR PLASTER  
 85X85X100



70X71 mm  
Installation depth 100 mm





CAD 50 LEAF

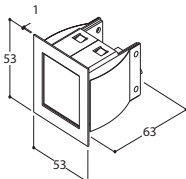


- 183017 TEXT. WHITE + CW
- 183027 TEXT. WHITE + WW
- 183217 TEXT. WHITE + CW HO
- 183227 TEXT. WHITE + WW HO
- 183037 TEXT. WHITE + AMBER
- 183047 TEXT. WHITE + RED
- 183087 TEXT. WHITE + BLUE

POWERLED  
1W  
350mA DC



- 183097 INSTAL. FRAME FOR PLASTER  
 50X120X70
- 183077 INSTAL. BOX FOR CONCRETE  
 85X155X90  
CONVERTERS P. 454



46X46 mm  
Installation depth 70 mm



CAD 50 TORSION

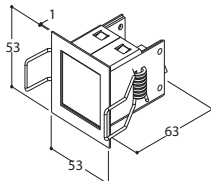


- 183117 TEXT. WHITE + CW
- 183127 TEXT. WHITE + WW
- 183317 TEXT. WHITE + CW HO
- 183327 TEXT. WHITE + WW HO
- 183137 TEXT. WHITE + AMBER
- 183147 TEXT. WHITE + RED
- 183187 TEXT. WHITE + BLUE

POWERLED  
1W  
350mA DC



- 183097 INSTAL. FRAME FOR PLASTER  
 50X120X70
- 183077 INSTAL. BOX FOR CONCRETE  
 85X155X90  
CONVERTERS P. 454



46X46 mm  
Installation depth 70 HOLLOW mm



CAD 125

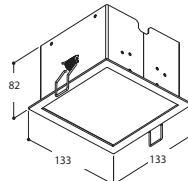


- 188117 TEXT. WHITE + CW
- 188127 TEXT. WHITE + WW
- 188137 TEXT. WHITE + AMBER
- 188147 TEXT. WHITE + RED
- 188167 TEXT. WHITE + GREEN
- 188187 TEXT. WHITE + BLUE

POWERLED 3x  
3,6W  
24V DC



- 700139 INSTAL. FRAME FOR PLASTER  
 200X235X90
- 700138 INSTAL. BOX FOR PLASTER  
 200X235X150  
CONVERTERS P. 454



115X115 mm  
Installation depth 90 mm



CAD 125 RGB

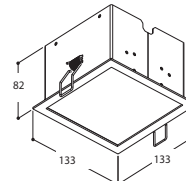


- 188217 TEXT. WHITE

POWERLED 3x  
4W  
350mA



- 700139 INSTAL. FRAME FOR PLASTER  
 200X235X90
- 700138 INSTAL. BOX FOR PLASTER  
 200X235X150  
RGB DRIVERS P. 455



115X115 mm  
Installation depth 90 mm





### CAD 90 WALL LED



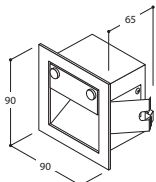
- 250718** LEAF STAIN. STEEL + CW
- 250728** LEAF STAIN. STEEL + WW
- 250719** LEAF STAIN. STEEL + CW HO
- 250729** LEAF STAIN. STEEL + WW HO



POWERLED  
1W  
350mA DC




250790 INSTAL. FRAME FOR PLASTER  
85X85  
CONVERTERS P. 454



78X78 mm  
Installation depth 70 mm



### CAD 90 WALL



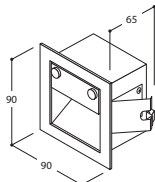
**250700** LEAF STAIN. STEEL



QT-LP9  
5-20W  
G4  
12V-50Hz  
Dimmable




250790 INSTAL. FRAME FOR PLASTER  
85X85



78X78 mm  
Installation depth 70 mm



### CAD 90 G WALL



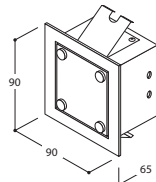
**250720** LEAF STAIN. STEEL



QT-LP9  
5-20W  
G4  
12V-50Hz  
Dimmable




250790 INSTAL. FRAME FOR PLASTER  
85X85



78X78 mm  
Installation depth 70 mm



### CAD 90 G WALL QT14



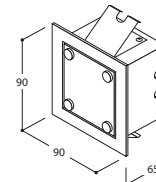
**250721** LEAF STAIN. STEEL



QT14  
25-40W  
G9  
230V-50Hz  
Dimmable R




250790 INSTAL. FRAME FOR PLASTER  
85X85



78X78 mm  
Installation depth 70 mm



### CAD 90 G WALL LED



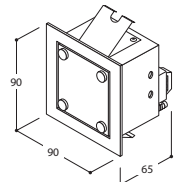
- 250758** LEAF STAIN. STEEL + CW
- 250768** LEAF STAIN. STEEL + WW
- 250759** LEAF STAIN. STEEL + CW HO
- 250769** LEAF STAIN. STEEL + WW HO



POWERLED  
1W  
350mA DC



250790 INSTAL. FRAME FOR PLASTER  
85X85  
CONVERTERS P. 454



78X78 mm  
Installation depth 70 mm





ELITE



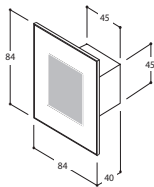
- 145010** STAIN. STEEL + CW
- 145047** RAL 9010 + CW
- 145021** CHROME + CW
- 145110** STAIN. STEEL + WW
- 145147** RAL 9010 + WW
- 145121** CHROME + WW

 LP LED  
0,8W  
230V-50Hz



 145900 CLAMP SET

Fits on standard electrical accessory box with screws



ELITE XT




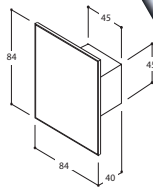
- 304110** STAIN. STEEL + CW
- 304147** TEXT. WHITE + CW
- 304121** CHROME + CW
- 304210** STAIN. STEEL + WW
- 304247** TEXT. WHITE + WW
- 304221** CHROME + WW
- 304310** STAIN. STEEL + AMBER
- 304347** TEXT. WHITE + AMBER
- 304321** CHROME + AMBER
- 304410** STAIN. STEEL + RED
- 304447** TEXT. WHITE + RED
- 304421** CHROME + RED
- 304610** STAIN. STEEL + GREEN
- 304647** TEXT. WHITE + GREEN
- 304621** CHROME + GREEN
- 304810** STAIN. STEEL + BLUE
- 304847** TEXT. WHITE + BLUE
- 304821** CHROME + BLUE

 POWERLED  
1W  
230V-50Hz



 145900 CLAMP SET

Fits on standard electrical accessory box with screws





VICTORIA



1,3

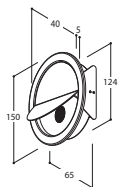
- 170118** TEXT. WHITE + CW
- 170218** TEXT. WHITE + WW
- 170418** TEXT. WHITE + RED
- 170618** TEXT. WHITE + GREEN
- 170818** TEXT. WHITE + BLUE
- 171418** TEXT. WHITE + CW/RED
- 171518** TEXT. WHITE + GREEN /BLUE
- 171618** TEXT. WHITE + GREEN/CW
- 171718** TEXT. WHITE + RED/GREEN
- 171818** TEXT. WHITE + BLUE/CW
- 171918** TEXT. WHITE + BLUE/RED



POWERLED 2x  
1W  
350mA DC



- 170097** INSTAL. FRAME FOR PLASTER  
150X70
- 170077** INSTAL. BOX FOR PLASTER  
150X105
- CONVERTERS P. 454**
- 794118** SURFACE KIT  
SEE TECHNICAL NOTES



140 mm  
Installation depth 70 mm




DESIGN PLUS




DESIGNPREIS  
2009

NOMINEE







**RAM W**

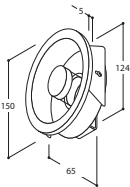











**139018** TEXT. WHITE + CW  
**139019** TEXT. WHITE + CW HO  
**139038** TEXT. WHITE + AMBER  
**139048** TEXT. WHITE + RED  
**139068** TEXT. WHITE + GREEN  
**139088** TEXT. WHITE + BLUE

 POWERLED  
 1W  
 350mA DC



 794118 SURFACE KIT ROUND SM CI TEXT. WHITE (SEE TECHNICAL NOTES)  
 795118 SURFACE KIT ROUND SUSP CI TEXT. WHITE  
 170097 INSTAL. FRAME FOR PLASTER  
 150X70  
 170077 INSTAL. BOX FOR PLASTER  
 150X105  
 CONVERTERS P. 454






 140 mm  
 Installation depth 70 mm


IP 20    




**RAM W RGB**

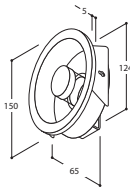











**139118** TEXT. WHITE + RGB

 POWERLED  
 8W  
 350mA DC



 794318 SURFACE KIT ROUND SM RGB TEXT. WHITE (SEE TECHNICAL NOTES)  
 795318 SURFACE KIT ROUND SUSP RGB TEXT. WHITE  
 170097 INSTAL. FRAME FOR PLASTER  
 150X70  
 170077 INSTAL. BOX FOR PLASTER  
 150X105  
 RGB DRIVERS P. 455




 140 mm  
 Installation depth 70 mm

IP 20    


**RAM W W&C**










**139100** TEXT. WHITE + CHROME + CW  
**139102** TEXT. WHITE + CHROME + CW HO

 POWERLED  
 1W  
 350mA DC



 794118 SURFACE KIT ROUND SM CI TEXT. WHITE (SEE TECHNICAL NOTES)  
 795118 SURFACE KIT ROUND SUSP CI TEXT. WHITE  
 170097 INSTAL. FRAME FOR PLASTER  
 150X70  
 170077 INSTAL. BOX FOR PLASTER  
 150X105  
 CONVERTERS P. 454






 140 mm  
 Installation depth 70 mm


IP 20    




**RAM W QT12**

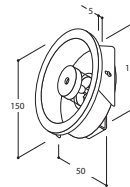











**139103** TEXT. GREY  
**139147** TEXT. WHITE


 QT-LP12  
 35-50W  
 GY6,35  
 12V-50Hz  
 Dimmable


 794211 SURFACE KIT ROUND SM TI TEXT. GREY (SEE TECHNICAL NOTES)  
 795211 SURFACE KIT ROUND SUSP TI TEXT. GREY  
 794218 SURFACE KIT ROUND SM TI TEXT. WHITE  
 795218 SURFACE KIT ROUND SUSP TI TEXT. WHITE  
 170097 INSTAL. FRAME FOR PLASTER  
 150X70  
 170077 INSTAL. BOX FOR PLASTER  
 150X105



 140 mm  
 Installation depth 70 mm

IP 20    








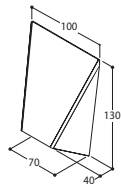
BAT



- 187017** TEXT. WHITE + CW
- 187027** TEXT. WHITE + WW
- 187217** TEXT. WHITE + CW HO
- 187227** TEXT. WHITE + WW HO
- 187037** TEXT. WHITE + AMBER
- 187047** TEXT. WHITE + RED
- 187087** TEXT. WHITE + BLUE

 POWERLED 2x  
1W  
230V-50Hz

Fits on standard electrical  
accessory box with screws



BAT SM

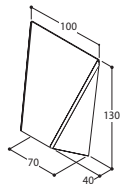


- 187117** TEXT. WHITE + CW
- 187127** TEXT. WHITE + WW
- 187317** TEXT. WHITE + CW HO
- 187327** TEXT. WHITE + WW HO
- 187137** TEXT. WHITE + AMBER
- 187147** TEXT. WHITE + RED
- 187187** TEXT. WHITE + BLUE

 POWERLED 2x  
1W  
350mA DC





CONVERTERS P. 454






DESIGN BY PETER VANOOTEGHEM





 **GEENA**




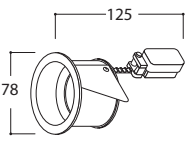
   0,3


**182017** TEXT. WHITE + CW  
**182047** TEXT. WHITE + RED  
**182087** TEXT. WHITE + BLUE






 LP LED  
 0,75W  
 12V-50Hz DC





 [CONVERTERS P. 454](#)






 70 mm  
 Installation depth 90 mm


IP 20     


 **GEENA RAINBOW**




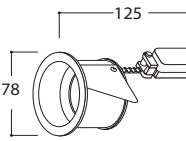
   0,3


**182097** TEXT. WHITE + CW






 LP LED  
 0,75W  
 12V-50Hz DC





 [CONVERTERS P. 454](#)






 70 mm  
 Installation depth 90 mm


IP 20     


 **GEENA RGB**




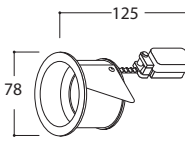
   0,3


**182997** TEXT. WHITE






 LP LED  
 0,75W  
 12V-50Hz DC




 [RGB DRIVERS P. 455](#)







 70 mm  
 Installation depth 90 mm

IP 20     






 Mrs SUGAR






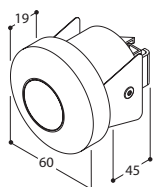
  


**195017** CW  
**195057** CW HO  
**195047** RED  
**195087** BLUE  
**195037** AMBER






 POWERLED  
 1W  
 350mA DC


 


 177097 INSTAL. FRAME FOR PLASTER  
 48X45  
 177077 INSTAL. BOX FOR PLASTER  
 92X77  
 CONVERTERS P. 454






 48 mm  
 Installation depth 45 mm


IP 20     



 Mrs SUGAR RGB






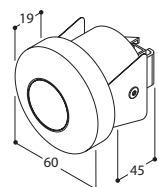
  


**195018** RGB






 POWERLED  
 4W  
 350mA DC


 


 177097 INSTAL. FRAME FOR PLASTER  
 48X45  
 177077 INSTAL. BOX FOR PLASTER  
 92X77  
 RGB DRIVERS P. 455






 48 mm  
 Installation depth 45 mm


IP 20     



 DIPSY






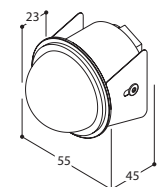
  


**196017** CW  
**196057** CW HO  
**196027** WW  
**196097** WW HO  
**196047** RED  
**196087** BLUE  
**196037** AMBER






 POWERLED  
 1W  
 350mA DC


 


 177097 INSTAL. FRAME FOR PLASTER  
 48X45  
 177077 INSTAL. BOX FOR PLASTER  
 92X77  
 CONVERTERS P. 454






 48 mm  
 Installation depth 45 mm


IP 20     



 DIPSY RGB






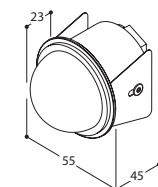
  


**196118** RGB






 POWERLED  
 4W  
 350mA DC


 

 177097 INSTAL. FRAME FOR PLASTER  
 48X45  
 177077 INSTAL. BOX FOR PLASTER  
 92X77  
 RGB DRIVERS P. 455



 48 mm  
 Installation depth 45 mm

IP 20     



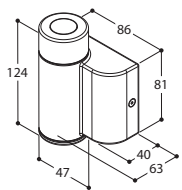


LOOP LEFT



- 189017 TEXT. WHITE + CW
- 189027 TEXT. WHITE + WW
- 189057 TEXT. WHITE + CW HO
- 189097 TEXT. WHITE + WW HO
- 189016 TEXT. BLACK + CW
- 189026 TEXT. BLACK + WW
- 189056 TEXT. BLACK + CW HO
- 189096 TEXT. BLACK + WW HO

POWERLED  
1W  
230V-50Hz

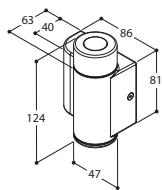


LOOP RIGHT



- 189117 TEXT. WHITE + CW
- 189127 TEXT. WHITE + WW
- 189157 TEXT. WHITE + CW HO
- 189197 TEXT. WHITE + WW HO
- 189116 TEXT. BLACK + CW
- 189126 TEXT. BLACK + WW
- 189156 TEXT. BLACK + CW HO
- 189196 TEXT. BLACK + WW HO

POWERLED  
1W  
230V-50Hz

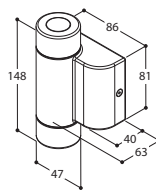


LOOP UP-DOWN



- 189217 TEXT. WHITE + CW
- 189227 TEXT. WHITE + WW
- 189257 TEXT. WHITE + CW HO
- 189297 TEXT. WHITE + WW HO
- 189216 TEXT. BLACK + CW
- 189226 TEXT. BLACK + WW
- 189256 TEXT. BLACK + CW HO
- 189296 TEXT. BLACK + WW HO

POWERLED 2x  
1W  
230V-50Hz

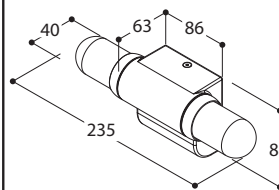


BULL IN



- 197217 GLASS + TEXT. WHITE + CW
- 197227 GLASS + TEXT. WHITE + WW
- 197257 GLASS + TEXT. WHITE + CW HO
- 197297 GLASS + TEXT. WHITE + WW HO
- 197216 GLASS + TEXT. BLACK + CW
- 197226 GLASS + TEXT. BLACK + WW
- 197256 GLASS + TEXT. BLACK + CW HO
- 197296 GLASS + TEXT. BLACK + WW HO

POWERLED 2x  
1W  
230V-50Hz

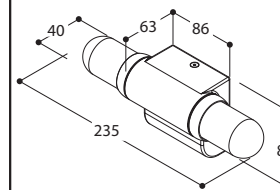


BULL IN QT14



- 197207 GLASS + TEXT. WHITE
- 197206 GLASS + TEXT. BLACK

QT14 2x  
25W  
G9  
230V-50Hz  
Dimmable R



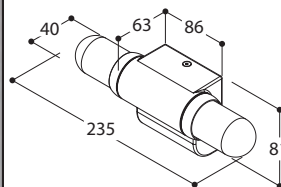


BULL IN W&C



- 197211** GLASS + TEXT. WHITE + CHOME + CW
- 197221** GLASS + TEXT. WHITE + CHOME + WW
- 197251** GLASS + TEXT. WHITE + CHOME + CW HO
- 197291** GLASS + TEXT. WHITE + CHOME + WW HO

 POWERLED 2x  
1W  
230V-50Hz




IP 20    

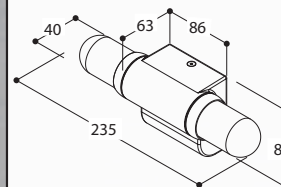


BULL IN QT14 W&C



- 197201** GLASS + TEXT. WHITE + CHOME

 QT14 2x  
25W  
G9  
230V-50Hz  
Dimmable R



IP 20    



WIX QT12 IP44

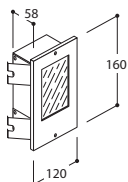


**250942** TEXT. WHITE

QT-LP12  
35-50w  
GY 6,35  
12V-50Hz  
Dimmable



250991 INSTAL. FRAME FOR PLASTER  
 155X105  
250996 INSTAL. BOX FOR CONCRETE  
 155X105X90



148x105 mm  
Installation depth 60 mm



WIX LED IP44

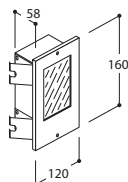


**154012** TEXT. WHITE + CW  
**154022** TEXT. WHITE + WW  
**154013** TEXT. WHITE + CW HO  
**154023** TEXT. WHITE + WW HO  
**154032** TEXT. WHITE + AMBER  
**154042** TEXT. WHITE + RED  
**154062** TEXT. WHITE+ GREEN  
**154082** TEXT. WHITE + BLUE

POWERLED 3x  
1W  
350mA DC




250991 INSTAL. FRAME FOR PLASTER  
 155X105  
250996 INSTAL. BOX FOR CONCRETE  
 155X105X90  
**CONVERTERS P. 454**



148x105 mm  
Installation depth 60 mm



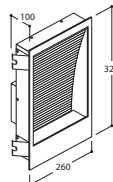
WIN 320 TC-D 18W



**250430** FLAT REFL. TEXT. GREY  
**250435** RIBBL.REFL., TEXT. GREY

TC-D  
18W  
G24d-2  
230V-50Hz


250490 INSTAL. FRAME FOR PLASTER  
 312X246X120  
250495 INSTAL. BOX FOR CONCRETE  
 312X246X120



240x310 mm  
Installation depth 105 mm



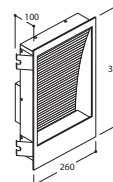
WIN 320 TC-D 26W



**250480** FLAT REFL. TEXT. GREY  
**250485** RIBBL.REFL., TEXT. GREY

TC-D  
26W  
G24d-3  
230V-50Hz

250490 INSTAL. FRAME FOR PLASTER  
 312X246X120  
250495 INSTAL. BOX FOR CONCRETE  
 312X246X120



240x310 mm  
Installation depth 105 mm



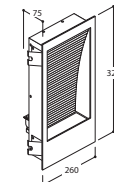
WIN 320 QT-DE 12



**250481** FLAT REFL. TEXT. GREY  
**250486** RIBBL.REFL., TEXT. GREY

QT-DE12  
150W  
R7s/114,2 mm  
230V-50Hz  
Dimmable R


250490 INSTAL. FRAME FOR PLASTER  
 312X246X120  
250495 INSTAL. BOX FOR CONCRETE  
 312X246X120







240x310 mm  
Installation depth 80 mm








 WIN 250 M





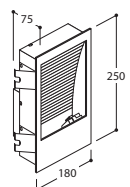
   3,4


**250600** FLAT REFL. TEXT. GREY  
**250601** RIBBL.REFL., TEXT. GREY





 TC-D  
 13W  
 G24d-1  
 230V-50Hz


 250690 INSTAL. FRAME FOR PLASTER  
 244X164X91


 250695 INSTAL. BOX FOR CONCRETE  
 244X164X91






 165x235 mm  
 Installation depth 80 mm


IP 20    



 WIN 250 M





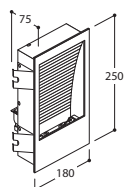
   3,2


**250650** FLAT REFL. TEXT. GREY  
**250651** RIBBL.REFL., TEXT. GREY





 QT-DE12  
 60-100W  
 R7s/74,9mm  
 230V-50Hz  
 Dimmable R


 250690 INSTAL. FRAME FOR PLASTER  
 244X164X91


 250695 INSTAL. BOX FOR CONCRETE  
 244X164X91






 165x235 mm  
 Installation depth 80 mm


IP 20    



 WIN 250 S





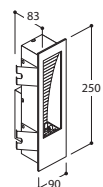
   0,7


**250630** FLAT REFL. TEXT. GREY  
**250631** RIBBL.REFL., TEXT. GREY





 QT-LP9  
 5-20W  
 G4  
 12V-50Hz  
 Dimmable

 250691 INSTAL. FRAME FOR PLASTER  
 239X75X100

 250696 INSTAL. BOX FOR CONCRETE  
 239X75X100



 235x70 mm  
 Installation depth 90 mm

IP 20    







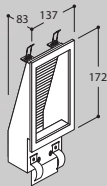
EOS 250 S B&G



- 256550** FLAT REFL., BLACK + GOLD
- 256551** RIBBLE REFL. BLACK + GOLD

QT-DE12  
60-100W  
R7s/74,9mm  
230V-50Hz  
Dimmable R

- 255590 INSTAL. FRAME FOR PLASTER  
321X131X96
- 255595 INSTAL. BOX FOR PLASTER  
321X131X96



117X157 mm  
Installation depth 85 mm



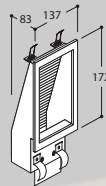
EOS 250 S



- 251550** FLAT REFL. TEXT. WHITE
- 251551** RIBBL.REFL., TEXT. WHITE
- 255550** FLAT REFL. TEXT. GREY
- 255551** RIBBL.REFL., TEXT. GREY
- 259550** FLAT REFL. STAIN. STEEL
- 259551** RIBBL.REFL., STAIN. STEEL

QT-DE12  
60-100W  
R7s/74,9mm  
230V-50Hz  
Dimmable R


- 255590 INSTAL. FRAME FOR PLASTER  
321X131X96
- 255595 INSTAL. BOX FOR PLASTER  
321X131X96



117X157 mm  
Installation depth 85 mm



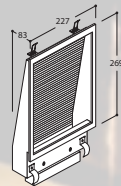
EOS 250 M TC-D



- 251620** FLAT REFL. TEXT. WHITE
- 251621** RIBBL.REFL., TEXT. WHITE
- 255620** FLAT REFL. TEXT. GREY
- 255621** RIBBL.REFL., TEXT. GREY
- 259620** FLAT REFL. STAIN. STEEL
- 259621** RIBBL.REFL., STAIN. STEEL

TC-D  
26W  
G24d-3  
230V-50Hz


- 255690 INSTAL. FRAME FOR PLASTER  
464X219X96
- 255695 INSTAL. BOX FOR PLASTER  
464X219X96



255X207 mm  
Installation depth 85 mm



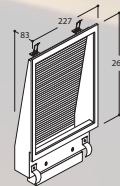
EOS 250 M B&G



- 256650** FLAT REFL. BLACK + GOLD
- 256651** RIBBLE REFL. BLACK + GOLD

QT-DE12  
150W  
R7s/114,2 mm  
230V-50Hz  
Dimmable R


- 255690 INSTAL. FRAME FOR PLASTER  
464X219X96
- 255695 INSTAL. BOX FOR PLASTER  
464X219X96



255X207 mm  
Installation depth 85 mm



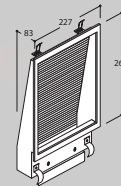
EOS 250 M



- 251650** FLAT REFL. TEXT. WHITE
- 251651** RIBBL.REFL., TEXT. WHITE
- 255650** FLAT REFL. TEXT. GREY
- 255651** RIBBL.REFL., TEXT. GREY
- 259650** FLAT REFL. STAIN. STEEL
- 259651** RIBBL.REFL., STAIN. STEEL

QT-DE12  
150W  
R7s/114,2 mm  
230V-50Hz  
Dimmable R

- 255690 INSTAL. FRAME FOR PLASTER  
464X219X96
- 255695 INSTAL. BOX FOR PLASTER  
464X219X96



255X207 mm  
Installation depth 85 mm





EOS L LED



- 257001** FLAT REFL. TEXT. WHITE + CW
- 257002** FLAT REFL. TEXT. WHITE + WW
- 257005** FLAT REFL. TEXT. WHITE + CW HO
- 257009** FLAT REFL. TEXT. WHITE + WW HO
- 257003** FLAT REFL. TEXT. WHITE + AMBER
- 257004** FLAT REFL. TEXT. WHITE + RED
- 257006** FLAT REFL. TEXT. WHITE+ GREEN
- 257008** FLAT REFL. TEXT. WHITE + BLUE
- 257101** RIBBL.REFL , TEXT. WHITE + CW
- 257102** RIBBL.REFL , TEXT. WHITE + WW
- 257105** RIBBL.REFL , TEXT. WHITE + CW HO
- 257109** RIBBL.REFL , TEXT. WHITE + WW HO
- 257103** RIBBL.REFL , TEXT. WHITE + AMBER
- 257104** RIBBL.REFL , TEXT. WHITE + RED
- 257106** RIBBL.REFL , TEXT. WHITE+ GREEN
- 257108** RIBBL.REFL , TEXT. WHITE + BLUE

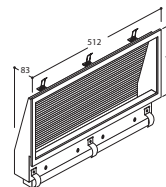


POWERLED 12x  
1W  
350mA DC



255790 INSTAL. FRAME FOR PLASTER  
502X321X96

255795 INSTAL. BOX FOR PLASTER  
502X321X96  
CONVERTERS P. 454



492X157 mm  
Installation depth 85 mm

IP  
20



EOS L LED CI



- 257201** FLAT REFL. TEXT. WHITE + CW
- 257202** FLAT REFL. TEXT. WHITE + WW
- 257205** FLAT REFL. TEXT. WHITE + CW HO
- 257209** FLAT REFL. TEXT. WHITE + WW HO
- 257203** FLAT REFL. TEXT. WHITE + AMBER
- 257204** FLAT REFL. TEXT. WHITE + RED
- 257206** FLAT REFL. TEXT. WHITE+ GREEN
- 257208** FLAT REFL. TEXT. WHITE + BLUE
- 257301** RIBBL.REFL , TEXT. WHITE + CW
- 257302** RIBBL.REFL , TEXT. WHITE + WW
- 257305** RIBBL.REFL , TEXT. WHITE + CW HO
- 257309** RIBBL.REFL , TEXT. WHITE + WW HO
- 257303** RIBBL.REFL , TEXT. WHITE + AMBER
- 257304** RIBBL.REFL , TEXT. WHITE + RED
- 257306** RIBBL.REFL , TEXT. WHITE+ GREEN
- 257308** RIBBL.REFL , TEXT. WHITE + BLUE

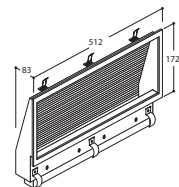


POWERLED 12x  
1W  
230V-50Hz



255790 INSTAL. FRAME FOR PLASTER  
502X321X96

255795 INSTAL. BOX FOR PLASTER  
502X321X96



492X157 mm  
Installation depth 85 mm


IP  
20

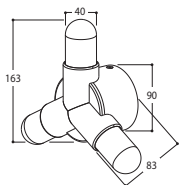


 PROPELLAR IN



**166018** TEXT. WHITE

 QT14 3x  
25W  
G9  
230V-50Hz  
Dimmable R

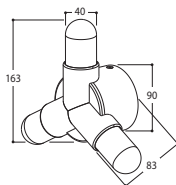


 PROPELLAR IN LED



**166118** TEXT. WHITE + CW  
**166218** TEXT. WHITE + WW  
**166138** TEXT. WHITE + CW HO  
**166238** TEXT. WHITE + WW HO  
**166318** TEXT. WHITE + AMBER  
**166418** TEXT. WHITE + RED  
**166618** TEXT. WHITE + GREEN  
**166818** TEXT. WHITE + BLUE

 POWERLED 3x  
1W  
230V-50Hz



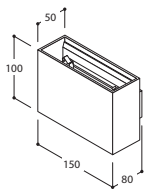


BOA



**350140** BRUSHED ALU

⇐ QT-DE12  
60-100W  
R7s/74,9mm  
230V-50Hz  
Dimmable R

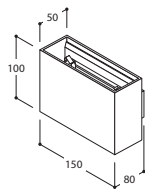


BOA TW



**350134** TEXT. WHITE

⇐ QT-DE12  
60-100W  
R7s/74,9mm  
230V-50Hz  
Dimmable R



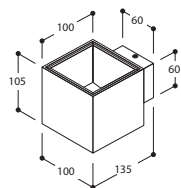


### DART



**350018** TEXT. WHITE  
**350100** BRUSHED ALU

QT14  
25W-75W  
G9  
230V-50Hz  
Dimmable R

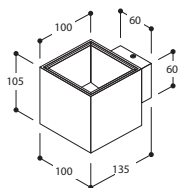


### DART W&C



**350021** TEXT. WHITE + CHROME

QT14  
25W-75W  
G9  
230V-50Hz  
Dimmable R

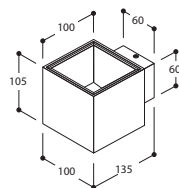


### DART B&G



**350026** BLACK + GOLD

QT14  
25W-75W  
G9  
230V-50Hz  
Dimmable R

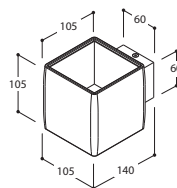



### DART LEATHER




**165100** GOLD  
**165150** ANO

QT14  
25W-75W  
G9  
230V-50Hz  
Dimmable R









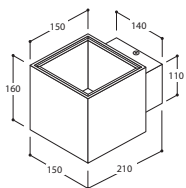
DART HIT



2,8

**350118** TEXT. WHITE  
**350110** BRUSHED ALU


 HIT  
70W  
G12  
230V-50Hz







WALL MOUNTED ••• DART






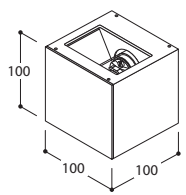
 **BRIX**








   0,9


**350120** BRUSHED ALU  
**350130** TEXT. WHITE




 QT14  
 25-75W  
 G9  
 230V-50Hz  
 Dimmable R




**IP 20**    

 **BRIX UP**

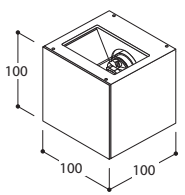






   0,9


**350121** BRUSHED ALU  
**350131** TEXT. WHITE


 QT14  
 25-75W  
 G9  
 230V-50Hz  
 Dimmable R




CAN BE USED UPSIDE DOWN




**IP 20**    

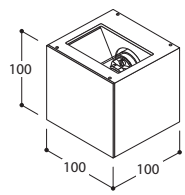
 **BRIX UP-DOWN**








   0,9

**350122** BRUSHED ALU  
**350124** TEXT. WHITE

 QT14  
 25-75W  
 G9  
 230V-50Hz  
 Dimmable R



**IP 20**    



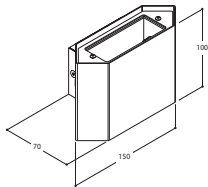


NAPIER WALL



- 306047** UP/DOWN TEXT. WHITE
- 306026** UP/DOWN BLACK + GOLD

QT-DE12  
 100W  
 R7s/74,9mm  
 230V-50Hz  
 Dimmable R

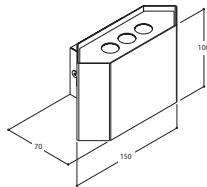


NAPIER WALL LED



- 306147** UP/DOWN TEXT. WHITE + CW
- 306247** UP/DOWN TEXT. WHITE + WW
- 306226** UP/DOWN BLACK + GOLD + WW

POWERLED 6x  
 1W  
 230V-50Hz



MURDOCH  
TRIMLESS

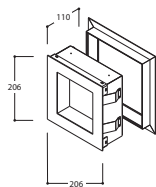



- 305089** PRIMER + CW
- 305189** PRIMER + RED
- 305289** PRIMER + BLUE

 LP LED 2x  
1,1W  
24VDC



- **720499** MINI FRAME FOR PLASTER
- 702250** MINI FRAME + BOX FOR CONCRETE
- [CONVERTERS P. 454](#)



 213X213 mm  
Installation height 130 mm



MURDOCH

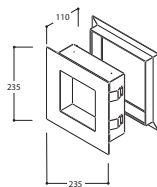



- 305047** TEXT. WHITE + CW
- 305147** TEXT. WHITE + RED
- 305247** TEXT. WHITE + BLUE


 LP LED 2x  
1,1W  
24VDC



- **720499** MINI FRAME FOR PLASTER
- 702250** MINI FRAME + BOX FOR CONCRETE
- [CONVERTERS P. 454](#)



 213X213 mm  
Installation height 130 mm





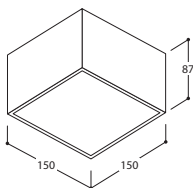
ONCAS 140



**233818** TEXT. WHITE  
**233845** BRUSHED ALU



C35 2x  
 40W  
 E14  
 230V-50Hz  
 Dimmable R



ONCAS 90



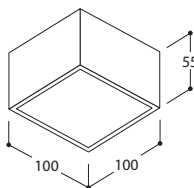
**233848** TEXT. WHITE  
**233840** BRUSHED ALU



TC-FSE  
 6W  
 GX 53  
 230V-50Hz



LED  
 1.5W  
 GX 53  
 230V-50Hz




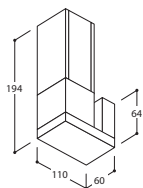


WALLBOX C35



370500 BRUSHED ALU + FROSTED PC


 C35  
25W  
E14  
230V-50Hz  
Dimmable R

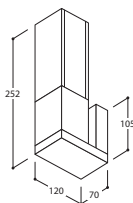


WALLBOX TC



370550 BRUSHED ALU + FROSTED PC

 TC-TSE  
11W  
E27  
230V-50Hz



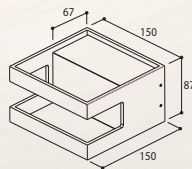


### SPLIT



- 172018** TEXT. WHITE
- 172026** TEXT. BLACK

→ QT-DE12  
60W  
R7s/74,9mm  
230V-50Hz  
Dimmable R

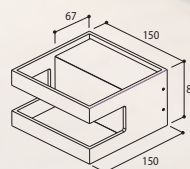


### SPLIT LED



- 172118** TEXT. WHITE + CW
- 172218** TEXT. WHITE + WW
- 172518** TEXT. WHITE + CW HO
- 172918** TEXT. WHITE + WW HO
- 172318** TEXT. WHITE + AMBER
- 172418** TEXT. WHITE + RED
- 172618** TEXT. WHITE + GREEN
- 172818** TEXT. WHITE + BLUE
- 172126** TEXT. BLACK + CW
- 172226** TEXT. BLACK + WW
- 172526** TEXT. BLACK+ CW HO
- 172926** TEXT. BLACK+ WW HO
- 172326** TEXT. BLACK+ AMBER
- 172426** TEXT. BLACK + RED
- 172626** TEXT. BLACK + GREEN
- 172826** TEXT. BLACK + BLUE

 POWERLED 3x  
1W  
230V-50Hz





## LONGBOX WALL II



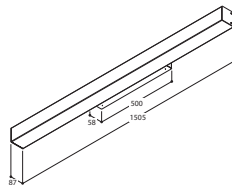
3,5

**370647** TEXT. WHITE + FROSTED PC





T16  
35W  
G5  
230V-50Hz


dimnable on request






IP  
20




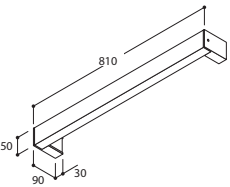
 **KOLJA**









  


**135025** BRUSHED ALU  
**135047** TEXT. WHITE




 T16  
 24W  
 G5  
 230V-50Hz




**IP 20**     


 **KOLJA LED**




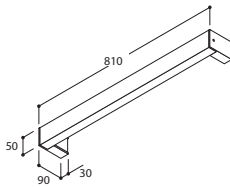
  






**135125** BRUSHED ALU CW  
**135225** BRUSHED ALU RED  
**135325** BRUSHED ALU BLUE  
**135147** TEXT. WHITE CW  
**135247** TEXT. WHITE RED  
**134347** TEXT. WHITE BLUE


 LP LED  
 9,5W CW  
 230V-50Hz


 LP LED  
 2,7W RED  
 230V-50Hz




 LP LED  
 1,8W BLUE  
 230V-50Hz




**IP 20**     


 **KOLJA LED RGB**

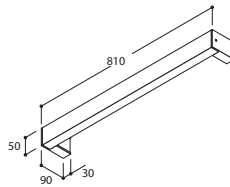







  

**135425** BRUSHED ALU + RGB  
**135447** TEXT. WHITE + RGB

 LP LED  
 7,2W  
 24VDC

 **RGB DRIVERS P. 455**



**IP 20**     






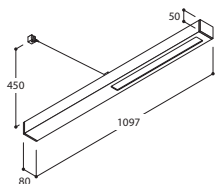


BEAMER UP/  
DOWN



- 116008** BRUSHED ALU
- 116009** BRUSHED ALU DIMM 1-10V
- 116048** TEXT. WHITE
- 116049** TEXT. WHITE DIMM 1-10V

 TC-L  
80W  
2G11  
230V-50Hz



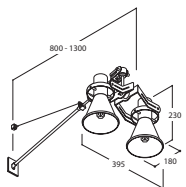


MARK-T ARM



113310 BRUSHED ALU / STAINL. STEEL

TC-TSE 2x  
30W  
E27  
230V-50Hz  
30°-30°

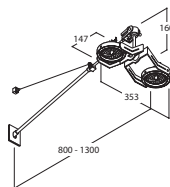


MARK-T ARM WT



30021111 BRUSHED ALU / STAINL. STEEL

QR-LP111 2x  
35-100W  
G53  
12V-50Hz  
30°-30°  
30°



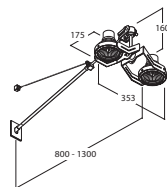
MARK-T ARM WB



30022311 BRUSHED ALU / STAINL. STEEL

HIT 2x  
35-70W  
35°  
G12  
4,5kV-50Hz  
30°-30°  
30°

495001 GLAS HIT MATT  
495002 UV FILTER HIT  
700995 REFLECTOR HIT 15°  
700996 REFLECTOR HIT 50°



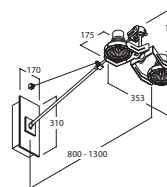
MARK-T ARM BI



30023411 BRUSHED ALU / STAINL. STEEL

HIT 2x  
70W  
35°  
G12  
230V-50Hz  
30°-30°  
30°

495001 GLAS HIT MATT  
495002 UV FILTER HIT  
700995 REFLECTOR HIT 15°  
700996 REFLECTOR HIT 50°



MARK-T ARM TI

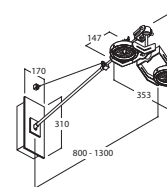


30024211 BRUSHED ALU / STAINL. STEEL

QR-LP111 2x  
35-50W  
G53  
230V-50Hz  
Dimmable LC  
30°-30°  
30°

30024611 BRUSHED ALU / STAINL. STEEL

QR-LP111 2x  
35-100W  
G53  
230V-50Hz  
Dimmable LC  
30°-30°  
30°




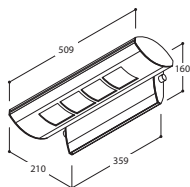


 FIORI TC-L 2X36  
UP-DOWN



**25925** ANO  
**25926** DIMMABLE 1-10V ANO


 TC-L 2x  
36W  
2G11  
230V-50Hz

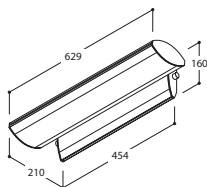


 FIORI TC-L 2X55  
UP



**25930** ANO  
**25931** DIMMABLE 1-10V ANO


 TC-L 2x  
55W  
2G11  
230V-50Hz

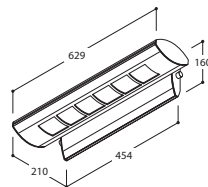


 FIORI TC-L 2X55  
UP-DOWN



**25935** ANO  
**25936** DIMMABLE 1-10V ANO


 TC-L 2x  
55W  
2G11  
230V-50Hz

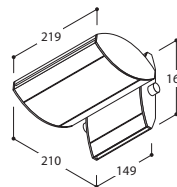


 FIORI QT-DE 12 UP



**25900** ANO

 QT-DE12  
150W-300W  
R7s/114,2mm  
230V-50Hz

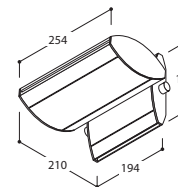


 FIORI HIT-DE UP



**25910** ANO

 HIT-DE  
70W  
RX7s  
230V-50Hz



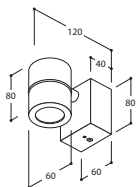


### HEKOWA 50 T



**260015** BRUSHED ALU  
**267015** TEXT. WHITE

QR-C51 Alu Refl  
20-35W  
GX5,3  
230V-50Hz  
Dimmable LC

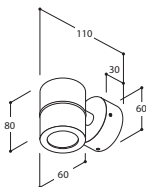


### HEKOWA 50



**260019** BRUSHED ALU  
**267019** TEXT. WHITE

QR-C51 Alu Refl  
20-50W  
GX5,3  
12V-50Hz  
Dimmable

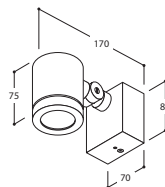


### HEKOWA 50 MOBY



**260020** BRUSHED ALU  
**267020** TEXT. WHITE

QR-C51 Alu Refl  
20-35W  
GX5,3  
230V-50Hz  
Dimmable LC  
90

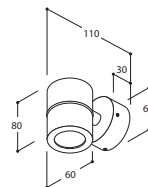


### HEKOWA 50 QPAR 16



**260049** BRUSHED ALU  
**267049** TEXT. WHITE

QPAR16 Alu Refl  
35W  
GU10  
230V-50Hz  
Dimmable R

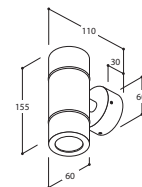


### HEKOWA 100



**260119** BRUSHED ALU  
**267119** TEXT. WHITE

QR-C51 Alu Refl 2x  
20-50W  
GX5,3  
12V-50Hz  
Dimmable



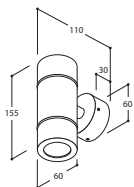


HEKOWA 100  
QPAR 16



**260149** BRUSHED ALU  
**267149** TEXT. WHITE

QPAR16 Alu Refl 2x  
35W  
GU10  
230V-50Hz  
Dimmable R

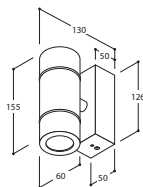


HEKOWA 100 T



**260159** BRUSHED ALU  
**267159** TEXT. WHITE

QR-C51 Alu Refl 2x  
20-35W  
GX5,3  
230V-50Hz  
Dimmable LC

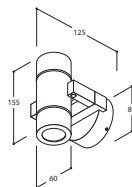


MAX 100 WT



**260160** BRUSHED ALU  
**260161** TEXT. BLACK

QR-C51 Alu Refl 2x  
20-50W  
GX5,3  
12V-50Hz  
Dimmable

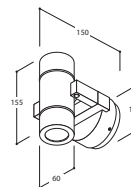


MAX 100 TI



**260165** BRUSHED ALU  
**260166** TEXT. BLACK

QR-C51 Alu Refl 2x  
20-35W  
GX5,3  
230V-50Hz  
Dimmable LC

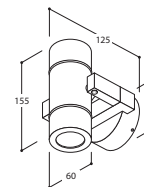



MAX 100 QPAR 16



**260169** BRUSHED ALU  
**260168** TEXT. BLACK

QPAR16 Alu Refl 2x  
35W  
GU10  
230V-50Hz  
Dimmable R




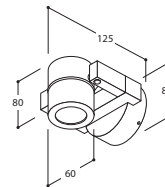


 MAX 50 QPAR 16



**260179** BRUSHED ALU  
**260178** TEXT. BLACK


 QPAR16 Alu Refl  
 35W  
 GU10  
 230V-50Hz  
 Dimmable R  
 20

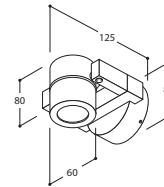


 MAX 50 WT



**260170** BRUSHED ALU  
**260171** TEXT. BLACK

 QR-C51 Alu Refl  
 20-50W  
 GX5,3  
 12V-50Hz  
 Dimmable  
 20

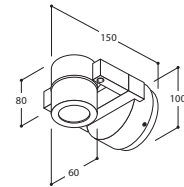


 MAX 50 TI



**260175** BRUSHED ALU  
**260176** TEXT. BLACK

 QR-C51 Alu Refl  
 20-35W  
 GX5,3  
 230V-50Hz  
 Dimmable LC  
 20





FORUM IN



0,9

**262570** BRUSHED ALU



QT14 2x  
25-40W  
G9  
230V-50Hz  
Dimmable R



FORUM IN W&C



0,9

**262580** TEXT. WHITE + CHROME




QT14 2x  
25-40W  
G9  
230V-50Hz  
Dimmable R











DESIGN BY PETER VANOOTEGHEM

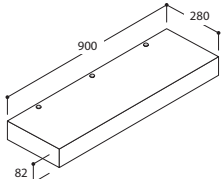
 SLIZE







  18,5


**103001** FROSTED PMMA  
**103002** FROSTED PMMA DIMM 1-10V


 T16 2x  
 21-39W  
 G5  
 230V-50Hz





MAX. 50KG


IP 20    

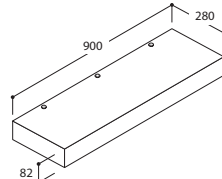
 SLIZE ZERO








  12

**103300** FROSTED PMMA

 T16 2x  
 21-39W  
 G5  
 230V-50Hz



MAX. 0KG

IP 20     




WALL MOUNTED ••• SIZE

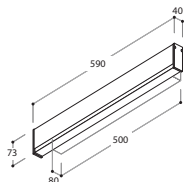


## 2 U WALL 24W



- 28900** ANO
- 28905** BRUSHED ALU
- 28920** TEXT. WHITE
- 28910** ANO DIMM 1-10V
- 28915** BRUSHED ALU DIMM 1-10V
- 28921** TEXT. WHITE DIMM 1-10V


 T16  
24W  
G5  
230V-50Hz

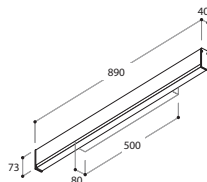


## 2 U WALL 39W



- 28901** ANO
- 28906** BRUSHED ALU
- 28930** TEXT. WHITE
- 28911** ANO DIMM 1-10V
- 28916** BRUSHED ALU DIMM 1-10V
- 28931** TEXT. WHITE DIMM 1-10V


 T16  
39W  
G5  
230V-50Hz

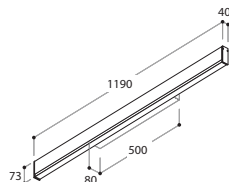


## 2 U WALL 54W



- 28902** ANO
- 28907** BRUSHED ALU
- 28940** TEXT. WHITE
- 28912** ANO DIMM 1-10V
- 28917** BRUSHED ALU DIMM 1-10V
- 28941** TEXT. WHITE DIMM 1-10V

 T16  
54W  
G5  
230V-50Hz



WALL MOUNTED ••••





Vertical card template with a question mark icon at the top, a black horizontal bar below it, and a black horizontal bar at the bottom.


Vertical card template with a question mark icon at the top, a black horizontal bar below it, and a black horizontal bar at the bottom.

Vertical card template with a question mark icon at the top, a black horizontal bar below it, and a black horizontal bar at the bottom.

Vertical card template with a question mark icon at the top, a black horizontal bar below it, and a black horizontal bar at the bottom.

Vertical card template with a question mark icon at the top, a black horizontal bar below it, and a black horizontal bar at the bottom.





- descartes 104
- shooter 105
- shuttle 107
- mec 50 109
- mec 51 110
- mec 70 111
- mec III 112
- jibe 113
- mono dostec 115
- tal points 116
- base 117
- longbase 118
- drop 50 119
- dropper 121

## CEILING MOUNTED

- projexor 122
- mark-t 123
- spider 125
- miral 127
- mikks 131
- barrar 134
- splna 136
- thor 137
- curtis 139
- mini scoop 140
- scoop 141
- roban 144
- paris 149
- drip 330 152
- marksman 155
- ice box 156
- pendant 157
- dado s 159
- cad on 162
- cad on cable 164
- split in susp 168
- trimmer 169
- silke zero pendant 177
- 2u pap sm 178
- 2u pap sm bap 179
- 2u h pap sm 180
- 2u pap susp 181
- 2u h pap susp 182
- 2u pap susp bap 183
- galileo pap susp 184
- 3u pap sm 185
- 3u pap sm prisma 186
- 3u pap sm bap 186
- 3u pap susp 187
- 3u pap susp prisma 188
- 3u pap susp bap 188
- darwin pap susp 189
- becquerell sm 190
- becquerell susp 191
- tesla pap 192
- archimedes 194
- 4u pap 195
- mr, norman 196
- napier 200
- pillow s 201
- longbox parallel 201



- 104
- 111




- 105
- 112



- 107
- 113



- 117



- 118



- 119



- 123



- 125



- 127




- 137



- 139



- 140



- 149



- 152



- 155



- 159



- 162



- 164



- 177



- 181



- 184



- 195



- 196




- 200

# CEILING MOUNTED



109  
115



110  
116



121



122



131



134



142



144



156



157



168



169



190



192



201



201



# CEILING MOUNTED



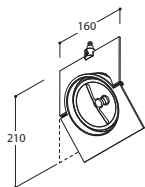
DESCARTES MIO



**199021** TEXT. WHITE + CHROME  
**199047** TEXT. WHITE



QR-LP111  
 35-50W  
 G53  
 12V-50Hz  
 Dimmable  
 359°  
 90



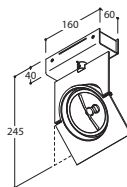
DESCARTES UNO



**199121** TEXT. WHITE + CHROME  
**199147** TEXT. WHITE



QR-LP111  
 35-50W  
 G53  
 230V-50Hz  
 Dimmable (LC)  
 359°  
 90




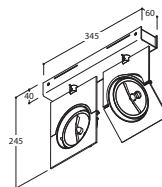
DESCARTES DUO



**199221** TEXT. WHITE + CHROME  
**199247** TEXT. WHITE



QR-LP111 2x  
 35-50W  
 G53  
 230V-50Hz  
 Dimmable (LC)  
 359°  
 90






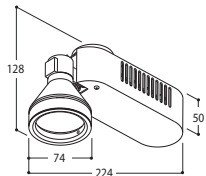


### SHOOTER QT 12



**168026** TEXT. BLACK

 QT-LP12  
35-50W  
24°  
GY6.35  
230V-50Hz  
Dimmable (LC)  
359°  
70

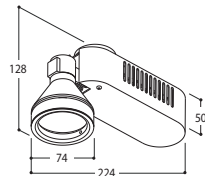


### SHOOTER QT 12 B&G



**168326** BLACK + GOLD

 QT-LP12  
35-50W  
24°  
GY6.35  
230V-50Hz  
Dimmable (LC)  
359°  
70




### SHOOTER HIT-m

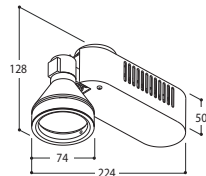


**168126** TEXT. BLACK 20W

 HIT-m  
20W  
24°  
PGJ5  
230V-50Hz  
359°  
70

**168226** TEXT. BLACK 35W


 HIT-m  
35W  
24°  
PGJ5  
230V-50Hz  
359°  
70

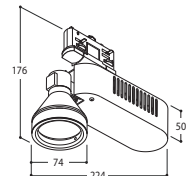


### SHOOTER QT 12 ADAPTER



**169026** TEXT. BLACK


 QT-LP12  
35-50W  
24°  
GY6.35  
230V-50Hz  
Dimmable L,C  
359°  
70

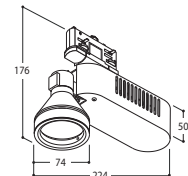


### SHOOTER QT 12 B&G ADAPTER



**169326** ADAPTER BLACK + GOLD

 QT-LP12  
35-50W  
24°  
GY6.35  
230V-50Hz  
Dimmable C  
359°  
70





## SHOOTER HIT-m ADAPTER



**169126** ADAPTER TEXT. BLACK 20W

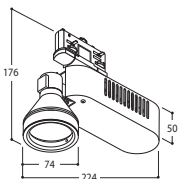


HIT-m  
20W  
24°  
PGJ5  
230V-50Hz  
359°  
70

**169226** ADAPTER TEXT. BLACK 35W



HIT-m  
35W  
24°  
PGJ5  
230V-50Hz  
359°  
70



IP 20



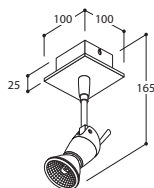


### SHUTTLE UNO



**270110** BRUSHED ALU

 QPAR16 Alu Refl  
35-50W  
GU10  
230V-50Hz  
Dimmable R  
355°  
90

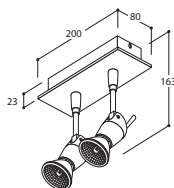


### SHUTTLE DUO



**270210** BRUSHED ALU

 QPAR16 Alu Refl 2x  
35-50W  
GU10  
230V-50Hz  
Dimmable R  
355°  
90

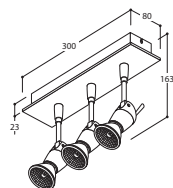


### SHUTTLE TRIO



**270310** BRUSHED ALU

 QPAR16 Alu Refl 3x  
35-50W  
GU10  
230V-50Hz  
Dimmable R  
355°  
90

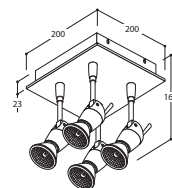


### SHUTTLE SQUARE



**270410** BRUSHED ALU


 QPAR16 Alu Refl 4x  
35-50W  
GU10  
230V-50Hz  
Dimmable R  
355°  
90

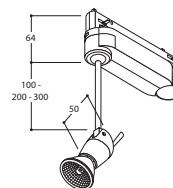



### SHUTTLE QR-C5I ADAPTER







**551171** L100 BRUSHED ALU  
**551172** L200 BRUSHED ALU  
**551173** L300 BRUSHED ALU

 QR-C5I Alu Refl  
20-50W  
GX5.3  
230V-50Hz  
Dimmable C  
355°  
90




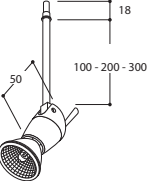
 SHUTTLE QR-C51 JACK









  


**571171** L100 BRUSHED ALU  
**571172** L200 BRUSHED ALU  
**571173** L300 BRUSHED ALU




 QR-C51 Alu Refl  
 20-50W  
 GX5.3  
 12V-50Hz  
 Dimmable  
 355°  
 90




**IP 20**     

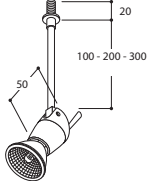
 SHUTTLE QR-C51 MIO









  


**208601** L100 BRUSHED ALU  
**208602** L200 BRUSHED ALU  
**208603** L300 BRUSHED ALU




 QR-C51 Alu Refl  
 20-50W  
 GX5.3  
 12V-50Hz  
 Dimmable  
 355°  
 90




**IP 20**     

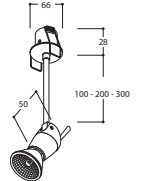
 SHUTTLE QPAR16 TORSION









  


**208411** L100 TORS BRUSHED ALU  
**208412** L200 TORS BRUSHED ALU  
**208413** L300 TORS BRUSHED ALU




 QPAR16 Alu Refl  
 35-50W  
 GU10  
 230V-50Hz  
 Dimmable R  
 355°  
 90




**IP 20**     

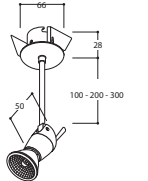
 SHUTTLE QPAR16 LEAF









  


**218511** L100 LEAF BRUSHED ALU  
**218512** L200 LEAF BRUSHED ALU  
**218513** L300 LEAF BRUSHED ALU




 QPAR16 Alu Refl  
 35-50W  
 GU10  
 230V-50Hz  
 Dimmable R  
 355°  
 90




**IP 20**     

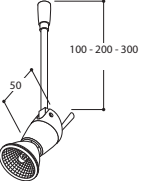
 SHUTTLE QPAR16 MIO








**218211** L100 BRUSHED ALU  
**218212** L200 BRUSHED ALU  
**218213** L300 BRUSHED ALU

 QPAR16 Alu Refl  
 35-50W  
 GU10  
 230V-50Hz  
 Dimmable R  
 355°  
 90




**IP 20**     

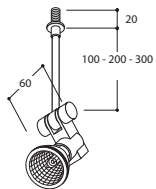


### MEC 50 MID



- 200471** L100 BRUSHED ALU
- 200472** L200 BRUSHED ALU
- 200473** L300 BRUSHED ALU
- 200441** L100 TEXT. WHITE
- 200442** L200 TEXT. WHITE
- 200443** L300 TEXT. WHITE


 QR-C51 Alu Refl  
20-50W  
GX5.3  
12V-50Hz  
Dimmable  
360°  
90°

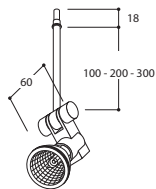


### MEC 50 JACK



- 572171** L100 BRUSHED ALU
- 572172** L200 BRUSHED ALU
- 572173** L300 BRUSHED ALU
- 572141** L100 TEXT. WHITE
- 572142** L200 TEXT. WHITE
- 572143** L300 TEXT. WHITE


 QR-C51 Alu Refl  
20-50W  
GX5.3  
12V-50Hz  
Dimmable  
360°  
90°

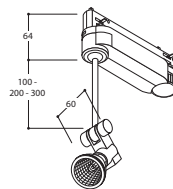


### MEC 50 ADAPTER



- 552171** L100 BRUSHED ALU
- 552172** L200 BRUSHED ALU
- 552173** L300 BRUSHED ALU
- 552141** L100 TEXT. WHITE
- 552142** L200 TEXT. WHITE
- 552143** L300 TEXT. WHITE

 QR-C51 Alu Refl  
20-50W  
GX5.3  
230V-50Hz  
Dimmable C  
355°  
90°




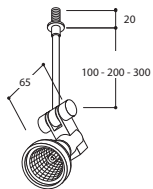


MEC 51 MIO



- 202471** L100 BRUSHED ALU
- 202472** L200 BRUSHED ALU
- 202473** L300 BRUSHED ALU
- 202441** L100 TEXT. WHITE
- 202442** L200 TEXT. WHITE
- 202443** L300 TEXT. WHITE


 QR-C51 Alu Refl  
20-50W  
GX5.3  
12V-50Hz  
Dimmable  
360°  
90°

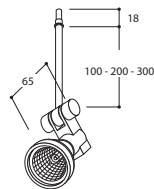


MEC 51 JACK



- 573171** L100 BRUSHED ALU
- 573172** L200 BRUSHED ALU
- 573173** L300 BRUSHED ALU
- 573141** L100 TEXT. WHITE
- 573142** L200 TEXT. WHITE
- 573143** L300 TEXT. WHITE


 QR-C51 Alu Refl  
20-50W  
GX5.3  
12V-50Hz  
Dimmable  
360°  
90°

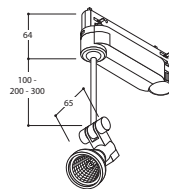


MEC 51 ADAPTER



- 553171** L100 BRUSHED ALU
- 553172** L200 BRUSHED ALU
- 553173** L300 BRUSHED ALU
- 553141** L100 TEXT. WHITE
- 553142** L200 TEXT. WHITE
- 553143** L300 TEXT. WHITE

 QR-C51 Alu Refl  
20-50W  
GX5.3  
230V-50Hz  
Dimmable C  
355°  
90°




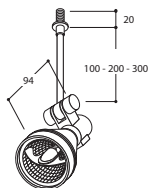


### MEC 70 MID



- 202471** L100 BRUSHED ALU
- 202472** L200 BRUSHED ALU
- 202473** L300 BRUSHED ALU
- 202441** L100 TEXT. WHITE
- 202442** L200 TEXT. WHITE
- 202443** L300 TEXT. WHITE


 QR-LP70  
20-50W  
Ba15d  
12V-50Hz  
Dimmable  
360°  
90°

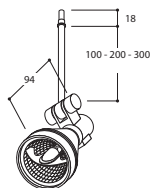


### MEC 70 JACK



- 574171** L100 BRUSHED ALU
- 574172** L200 BRUSHED ALU
- 574173** L300 BRUSHED ALU
- 574141** L100 TEXT. WHITE
- 574142** L200 TEXT. WHITE
- 574143** L300 TEXT. WHITE

 QR-LP70  
20-50W  
Ba15d  
12V-50Hz  
Dimmable  
360°  
90°

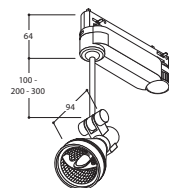


### MEC 70 ADAPTER



- 554171** L100 BRUSHED ALU
- 554172** L200 BRUSHED ALU
- 554173** L300 BRUSHED ALU
- 554141** L100 TEXT. WHITE
- 554142** L200 TEXT. WHITE
- 554143** L300 TEXT. WHITE

 QR-LP70  
20-50W  
Ba15d  
230V-50Hz  
Dimmable C  
355°  
90°





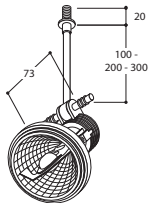
MEC III M10



- 206471** L100 BRUSHED ALU
- 206472** L200 BRUSHED ALU
- 206473** L300 BRUSHED ALU
- 206441** L100 TEXT. WHITE
- 206442** L200 TEXT. WHITE
- 206443** L300 TEXT. WHITE



QR-LP111  
35-50W  
G53  
12V-50Hz  
Dimmable  
355°  
90



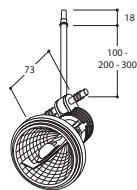
MEC III JACK



- 575171** L100 BRUSHED ALU
- 575172** L200 BRUSHED ALU
- 575173** L300 BRUSHED ALU
- 575141** L100 TEXT. WHITE
- 575142** L200 TEXT. WHITE
- 575143** L300 TEXT. WHITE



QR-LP111  
35-50W  
G53  
12V-50Hz  
Dimmable  
355°  
90




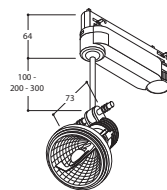
MEC III ADAPTER



- 555171** L100 BRUSHED ALU
- 555172** L200 BRUSHED ALU
- 555173** L300 BRUSHED ALU
- 555141** L100 TEXT. WHITE
- 555142** L200 TEXT. WHITE
- 555143** L300 TEXT. WHITE



QR-LP111  
35-50W  
G53  
230V-50Hz  
Dimmable C  
355°  
90





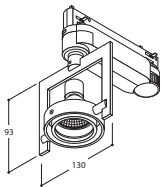


### JIBE 50 ADAPTER



**559170** BRUSHED ALU  
**559140** TEXT. WHITE

QR-C51 Alu Refl  
20-50W  
GX5.3  
230V-50Hz  
Dimmable C  
☉ 30°-30°

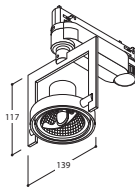


### JIBE 70 ADAPTER



**560170** BRUSHED ALU  
**560140** TEXT. WHITE

QR-LP70  
20-50W  
Ba15d  
230V-50Hz  
Dimmable C  
☉ 30°-30°

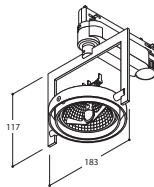


### JIBE III ADAPTER



**561170** BRUSHED ALU  
**561140** TEXT. WHITE

QR-LP111  
35-50W  
G53  
230V-50Hz  
Dimmable C  
☉ 30°-30°

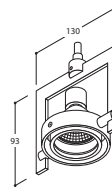


### JIBE 50 JACK



**579170** BRUSHED ALU  
**579140** TEXT. WHITE

QR-C51 Alu Refl  
20-50W  
GX5.3  
12V-50Hz  
Dimmable  
☉ 30°-30°

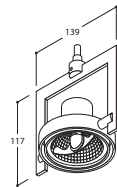


### JIBE 70 JACK



**580170** BRUSHED ALU  
**580140** TEXT. WHITE

QR-LP70  
20-50W  
Ba15d  
12V-50Hz  
Dimmable  
☉ 30°-30°



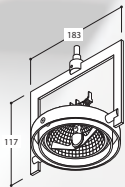


JIBE III JACK



- 581170 BRUSHED ALU
- 581140 TEXT. WHITE

QR-LP111  
35-50W  
GX53  
12V-50Hz  
Dimmable  
30°-30°

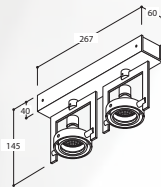


JIBE DUO QR-C51



- 470200 BRUSHED ALU
- 470207 TEXT. WHITE
- 470201 TEXT. WHITE + CHROME

QR-C51 Alu Refl 2x  
20-50W  
GX5.3  
230V-50Hz  
Dimmable (LC)  
30°-30°

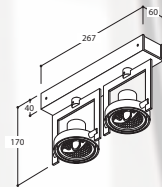


JIBE DUO QR70



- 470210 BRUSHED ALU
- 470217 TEXT. WHITE

QR-LP70 2x  
20-50W  
Ba15d  
230V-50Hz  
Dimmable (LC)  
30°-30°

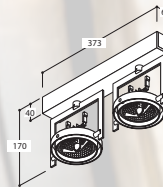


JIBE DUO QR111



- 470230 BRUSHED ALU
- 470237 TEXT. WHITE
- 470231 TEXT. WHITE + CHROME

QR-LP111 2x  
35-50W  
GX53  
230V-50Hz  
Dimmable (LC)  
30°-30°



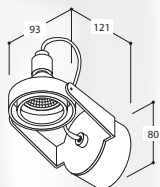


MONO DOSTEC  
UNO



542170 BRUSHED ALU

QR-C51 Alu Refl  
20-50W  
GX5.3  
230V-50Hz  
Dimmable (LC)  
30°-30°

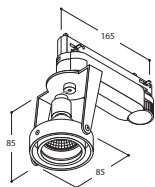


MONO DOSTEC  
ADAPTER



562170 BRUSHED ALU

QR-C51 Alu Refl  
20-50W  
GX5.3  
230V-50Hz  
Dimmable C  
30°-30°


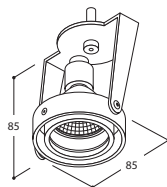


MONO DOSTEC  
JACK







582170 BRUSHED ALU

QR-C51 Alu Refl  
20-50W  
GX5.3  
12V-50Hz  
Dimmable  
30°-30°



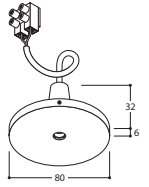
**TAL POINT L ROUND**



**570104** L ROUND SCREW BRUSHED ALU  
**570404** L ROUND SCREW TEXT. WHITE


20-50W  
12V-50Hz  
Dimmable






50 mm  
Installation height 50 mm

IP 20 CE F

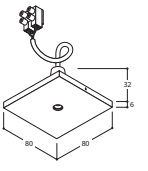
**TAL POINT L SQUARE**



**570114** L SQUARE SCREW BRUSHED ALU  
**570414** L SQUARE SCREW TEXT. WHITE


20-50W  
12V-50Hz  
Dimmable






50 mm  
Installation height 50 mm

IP 20 CE F

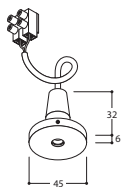
**TAL POINT S ROUND**



**570103** S ROUND SCREW BRUSHED ALU  
**570403** S ROUND SCREW TEXT. WHITE


20-50W  
12V-50Hz  
Dimmable






20 mm  
Installation height 50 mm

IP 20 CE F

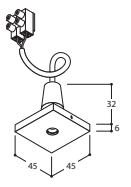
**TAL POINT S SQUARE**



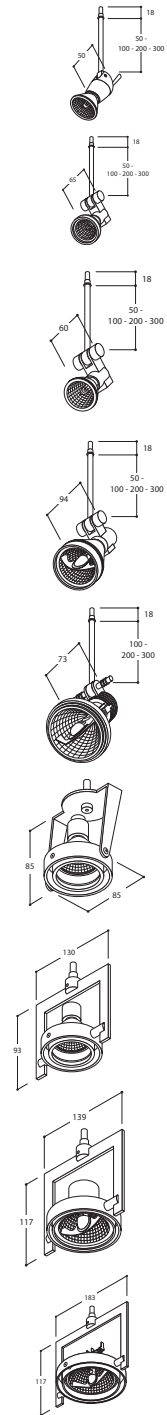
**570113** S SQUARE SCREW BRUSHED ALU  
**570413** S SQUARE SCREW TEXT. WHITE

20-50W  
12V-50Hz  
Dimmable



20 mm  
Installation height 50 mm

IP 20 CE F



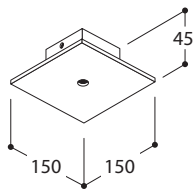


### BASE UNO



**570100** UNO BRUSHED ALU  
**574400** UNO TEXT. WHITE

20-50W  
230V-50Hz  
Dimmable (LC)

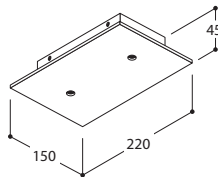


### BASE DUO



**570200** DUO BRUSHED ALU  
**574200** DUO TEXT. WHITE

20-50W  
230V-50Hz  
Dimmable (LC)

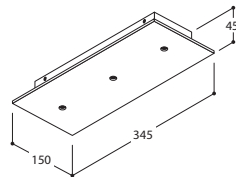


### BASE TRIO



**570300** TRIO BRUSHED ALU  
**574300** TRIO TEXT. WHITE

20-50W  
230V-50Hz  
Dimmable (LC)


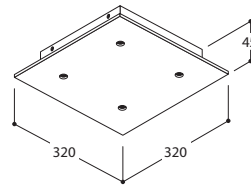


### BASE SQUARE




**570400** SQUARE BRUSHED ALU  
**574410** SQUARE TEXT. WHITE

20-50W  
230V-50Hz  
Dimmable (LC)



JACK ON PROFILES:  
SEE PROFILE SYSTEMS

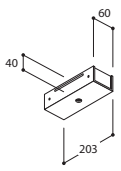
**LONGBASE UNO**



0.4


**570102** UNO QR111 BRUSHED ALU  
**574402** UNO QR111 TEXT. WHITE

20-50W  
 230V-50Hz  
 Dimmable (LC)



IP 20 CE F T +

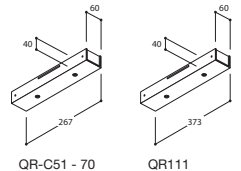
**LONGBASE DUO**



0.8

**570201** DUO QR-C51-QR70 BRUSHED ALU  
**574201** DUO QR-C51-QR70 TEXT. WHITE  
**570202** DUO QR111 BRUSHED ALU  
**574202** DUO QR111 TEXT. WHITE


20-50W  
 230V-50Hz  
 Dimmable (LC)



QR-C51 - 70 QR111

IP 20 CE F T +

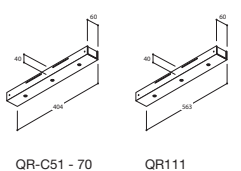
**LONGBASE TRIO**



1.2

**570301** TRIO QR-C51-QR70 BRUSHED ALU  
**574301** TRIO QR-C51-QR70 TEXT. WHITE  
**570302** TRIO QR111 BRUSHED ALU  
**574302** TRIO QR111 TEXT. WHITE


20-50W  
 230V-50Hz  
 Dimmable (LC)



QR-C51 - 70 QR111

IP 20 CE F T +

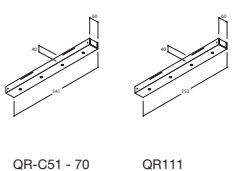
**LONGBASE QUATTRO**



1.4

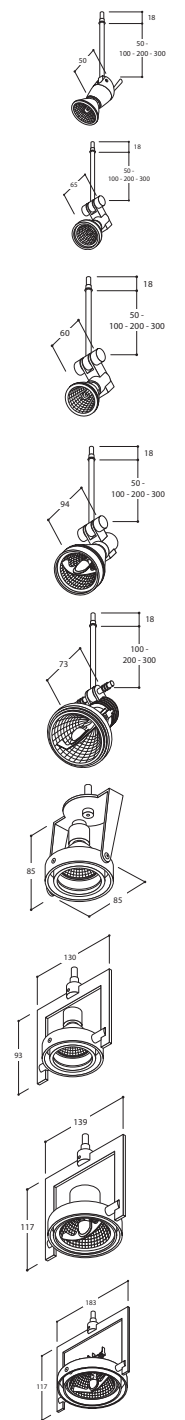
**570401** QUATTRO QR-C51-QR70 BRUSHED ALU  
**574401** QUATTRO QR-C51-QR70 TEXT. WHITE  
**570402** QUATTRO QR111 BRUSHED ALU  
**574412** QUATTRO QR111 TEXT. WHITE

20-50W  
 230V-50Hz  
 Dimmable (LC)



QR-C51 - 70 QR111


IP 20 CE F T +

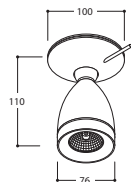


 DROP 50 QR-C51  
WT



**240700** BRUSHED ALU  
**240702** TEXT. WHITE

 QR-C51 Alu Refl  
20-50W  
GX5.3  
12V-50Hz  
Dimmable  
355°  
45




 45 mm  
Installation height 20 mm

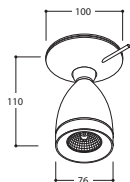


 DROP 50 QR-C51  
WT W&C



**240701** WHITE & CHROME

 QR-C51 Alu Refl  
20-50W  
GX5.3  
12V-50Hz  
Dimmable  
355°  
45




 45 mm  
Installation height 20 mm



 DROP 50 QR-C51  
WT B&G



**240726** BLACK + GOLD

 QR-C51 Alu Refl  
20-50W  
GX5.3  
12V-50Hz  
Dimmable  
355°  
45



 45 mm  
Installation height 20 mm

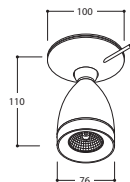


 DROP 50 QPAR16



**240710** BRUSHED ALU  
**240712** TEXT. WHITE

 QPAR16 Alu Refl  
35-50W  
GU10  
230V-50Hz  
Dimmable R  
355°  
45



 45 mm  
Installation height 20 mm

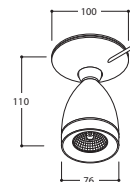


 DROP 50 QPAR16  
W&C



**240711** WHITE & CHROME

 QPAR16 Alu Refl  
35-50W  
GU10  
230V-50Hz  
Dimmable R  
355°  
45



 45 mm  
Installation height 20 mm



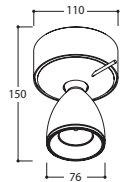


DROP 50 BB  
QPAR16



**241730** BRUSHED ALU  
**241732** TEXT. WHITE

QPAR16 Alu Refl  
35-50W  
GU10  
230V-50Hz  
Dimmable R  
355°  
45

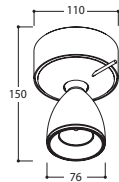


DROP 50 BB  
QR-C51 TI



**241740** BRUSHED ALU  
**241742** TEXT. WHITE

QR-C51 Alu Refl  
20-50W  
GX5.3  
230V-50Hz  
Dimmable  
355°  
45

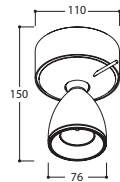


DROP 50 BB  
QR-C51 TI W&C



**241741** WHITE & CHROME

QR-C51 Alu Refl  
20-50W  
GX5.3  
230V-50Hz  
Dimmable  
355°  
45

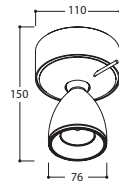


DROP 50 BB  
QPAR16 W&C



**241731** WHITE & CHROME

QPAR16 Alu Refl  
35-50W  
GU10  
230V-50Hz  
Dimmable R  
355°  
45









### DROPPER IN WT



**146118** TEXT. WHITE + CHROME  
**146126** TEXT. BLACK + CHROME

 QR-LP111  
35-50W  
G53  
12V-50Hz  
Dimmable  
179°  
30°



 50 mm  
Installation height 40 mm

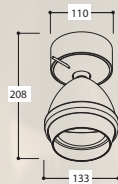


### DROPPER TI



**146018** TEXT WHITE + CHROME  
**146026** TEXT BLACK + CHROME

 QR-LP111  
35-50W  
G53  
230V-50Hz  
Dimmable L,C  
179°  
30°

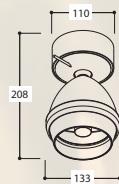


### DROPPER



**146218** TEXT. WHITE + CHROME  
**146226** TEXT. BLACK + CHROME

 QPAR111 Alu Refl  
75W  
GU10  
230V-50Hz  
Dimmable R  
179°  
30°



### DROPPER IN



**146318** TEXT. WHITE + CHROME  
**146326** TEXT. BLACK + CHROME

 QPAR111 Alu Refl  
75W  
GU10  
230V-50Hz  
Dimmable R  
179°  
30°



 50 mm  
Installation height 40 mm





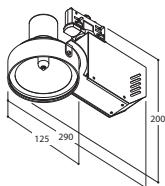
PROJEXXOR HIT



- 153018** ADAPTOR TEXT. WHITE 35W
- 153026** ADAPTOR TEXT. BLACK 35W
- 153118** ADAPTOR TEXT. WHITE 70W
- 153126** ADAPTOR TEXT. BLACK 70W

 **HIT**  
35W - 70W  
35° - G12  
230V-50Hz  
☞ 359°  
⊙ 30°

- 495001 GLAS HIT MATT
- 700995 REFLECTOR HIT 15°
- 700996 REFLECTOR HIT 50°
- 495002 UV FILTER HIT
- 495011 COLOR FILTER HIT RED
- 495012 COLOR FILTER HIT GREEN
- 495013 COLOR FILTER HIT BLUE
- 495014 COLOR FILTER HIT YELLOW
- 495015 HONEYCOMB HIT BLACK

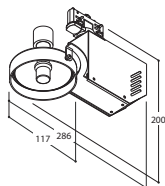


PROJEXXOR  
HIPARIII



- 153218** ADAPTOR TEXT. WHITE 35W
- 153226** ADAPTOR TEXT. BLACK 35W
- 153318** ADAPTOR TEXT. WHITE 70W
- 153326** ADAPTOR TEXT. BLACK 70W


 **HI PAR111**  
35W - 70W  
GX8.5  
230V-50Hz  
☞ 359°  
⊙ 30°

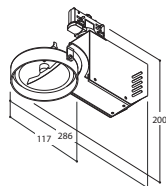


PROJEXXOR QRIII



- 153418** ADAPTOR TEXT. WHITE 50W
- 153426** ADAPTOR TEXT. BLACK 50W
- 153518** ADAPTOR TEXT. WHITE 100W
- 153526** ADAPTOR TEXT. BLACK 100W

 **QR-LP111**  
35-100W  
G53  
230V-50Hz  
Dimmable C  
☞ 359°  
⊙ 30°





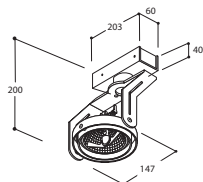
MARK-T | QR III TI



20021211 BRUSHED ALU / STAINL. STEEL



QR-LP111  
35-100W  
G53  
230V-50Hz  
Dimmable (LC)  
30°-30°



MARK-T | HIT BI



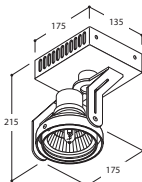
20021411 BRUSHED ALU / STAINL. STEEL



HIT  
70W  
35° - G12  
230V-50Hz  
30°-30°



495001 GLAS HIT MATT  
700995 REFLECTOR HIT 15°  
700996 REFLECTOR HIT 50°  
495002 UV FILTER HIT  
495011 COLOR FILTER HIT RED  
495012 COLOR FILTER HIT GREEN  
495013 COLOR FILTER HIT BLUE  
495014 COLOR FILTER HIT YELLOW  
495015 HONEYCOMB HIT BLACK



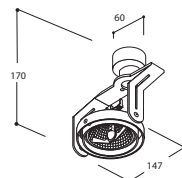
MARK-T | QR III WT



20022111 BRUSHED ALU / STAINL. STEEL



QR-LP111  
35-100W  
G53  
12V-50Hz  
Dimmable  
30°-30°



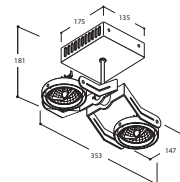
MARK-T 2 | QR III TI



20024211 BRUSHED ALU / STAINL. STEEL



QR-LP111 2x  
35-50W  
G53  
230V-50Hz  
Dimmable (LC)  
30°-30°



MARK-T 2 | HIT BI



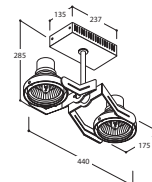
20024411 BRUSHED ALU / STAINL. STEEL



HIT 2x  
70W  
35° - G12  
230V-50Hz  
30°-30°



495001 GLAS HIT MATT  
700995 REFLECTOR HIT 15°  
700996 REFLECTOR HIT 50°  
495002 UV FILTER HIT  
495011 COLOR FILTER HIT RED  
495012 COLOR FILTER HIT GREEN  
495013 COLOR FILTER HIT BLUE  
495014 COLOR FILTER HIT YELLOW  
495015 HONEYCOMB HIT BLACK





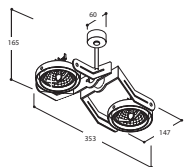
MARK-T 2 QR III WT



**20025111** BRUSHED ALU / STAINL. STEEL



QR-LP111 2x  
35-100W  
G53  
12V-50Hz  
Dimmable  
30°-30°



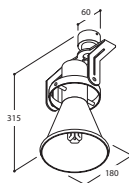
MARK-T IXPL



**113110** BRUSHED ALU / STAINL. STEEL



TC-TSE  
30W  
E27  
230V-50Hz  
30°-30°



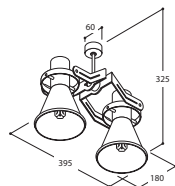
MARK-T 2XPL



**113210** BRUSHED ALU / STAINL. STEEL



TC-TSE 2x  
30W  
E27  
230V-50Hz  
30°-30°





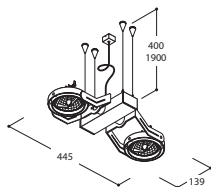
### SPIDER 2 QR III



**395230** BRUSHED ALU / STAINL. STEEL



QR-LP111 2x  
35-50W  
G53  
230V-50Hz  
Dimmable (LC)  
30°-30°



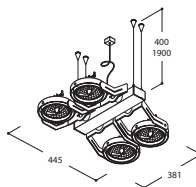
### SPIDER 4 QR III



**395430** BRUSHED ALU / STAINL. STEEL



QR-LP111 4x  
35-50W  
G53  
230V-50Hz  
Dimmable (LC)  
30°-30°



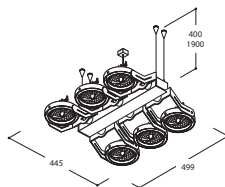
### SPIDER 6 QR III



**395630** BRUSHED ALU / STAINL. STEEL



QR-LP111 6x  
35-50W  
G53  
230V-50Hz  
Dimmable (LC)  
30°-30°



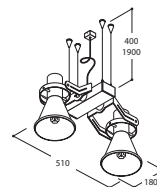
### SPIDER 2 PL



**114210** BRUSHED ALU / STAINL. STEEL



TC-TSE 2x  
30W  
E27  
230V-50Hz  
30°-30°



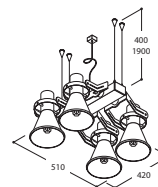
### SPIDER 4 PL



**114410** BRUSHED ALU / STAINL. STEEL



TC-TSE 4x  
30W  
E27  
230V-50Hz  
30°-30°



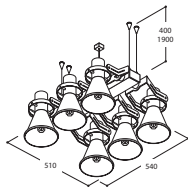


SPIDER 6 PL



114610 BRUSHED ALU / STAINL. STEEL

TC-TSE 6x  
30W  
E27  
230V-50Hz  
☉ 30°-30°



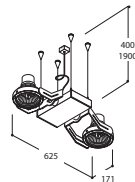
SPIDER 2 HIT



395200 BRUSHED ALU / STAINL. STEEL

HIT 2x  
70W  
35° - G12  
230V-50Hz  
☉ 30°-30°

○  
495001 GLAS HIT MATT  
700995 REFLECTOR HIT 15°  
700996 REFLECTOR HIT 50°  
495002 UV FILTER HIT  
495011 COLOR FILTER HIT RED  
495012 COLOR FILTER HIT GREEN  
495013 COLOR FILTER HIT BLUE  
495014 COLORFILTER HIT YELLOW  
495015 HONEYCOMB HIT BLACK



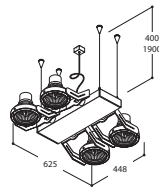
SPIDER 4 HIT



395400 BRUSHED ALU / STAINL. STEEL

HIT 4x  
70W  
35° - G12  
230V-50Hz  
☉ 30°-30°

○  
495001 GLAS HIT MATT  
700995 REFLECTOR HIT 15°  
700996 REFLECTOR HIT 50°  
495002 UV FILTER HIT  
495011 COLOR FILTER HIT RED  
495012 COLOR FILTER HIT GREEN  
495013 COLOR FILTER HIT BLUE  
495014 COLORFILTER HIT YELLOW  
495015 HONEYCOMB HIT BLACK



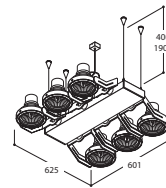
SPIDER 6 HIT



395600 BRUSHED ALU / STAINL. STEEL

HIT 6x  
70W  
35° - G12  
230V-50Hz  
☉ 30°-30°

○  
495001 GLAS HIT MATT  
700995 REFLECTOR HIT 15°  
700996 REFLECTOR HIT 50°  
495002 UV FILTER HIT  
495011 COLOR FILTER HIT RED  
495012 COLOR FILTER HIT GREEN  
495013 COLOR FILTER HIT BLUE  
495014 COLORFILTER HIT YELLOW  
495015 HONEYCOMB HIT BLACK





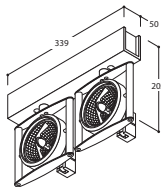
### MIRAL 2



**137024** BRUSHED ALU



QR-LP111 2x  
35-50W  
G53  
230V-50Hz  
Dimmable (LC)  
359°  
30°



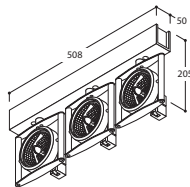
### MIRAL 3



**137224** BRUSHED ALU



QR-LP111 3x  
35-50W  
G53  
230V-50Hz  
Dimmable (LC)  
359°  
30°



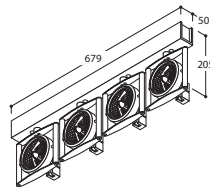
### MIRAL 4



**137424** BRUSHED ALU



QR-LP111 4x  
35-50W  
G53  
230V-50Hz  
Dimmable (LC)  
359°  
30°



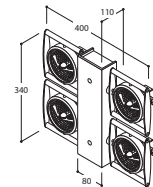
### MIRAL 4W



**137724** BRUSHED ALU



QR-LP111 4x  
35-50W  
G53  
230V-50Hz  
Dimmable (LC)  
359°  
30°



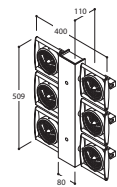
### MIRAL 6W



**137924** BRUSHED ALU




QR-LP111 6x  
35-50W  
G53  
230V-50Hz  
Dimmable (LC)  
359°  
30°





CEILING MOUNTED .....









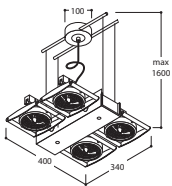
MIRAL 4S



137624 BRUSHED ALU



QR-LP111 4x  
35-50W  
G53  
230V-50Hz  
Dimmable (LC)  
359°  
30°



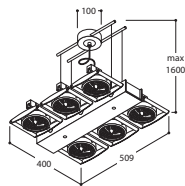
MIRAL 6S



137824 BRUSHED ALU



QR-LP111 6x  
35-50W  
G53  
230V-50Hz  
Dimmable (LC)  
359°  
30°





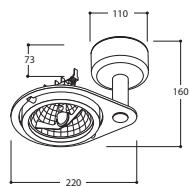
MIKKS II I



136025 BRUSHED ALU



QR-LP111  
35-50W  
G53  
12V-50Hz  
Dimmable  
110°  
30°



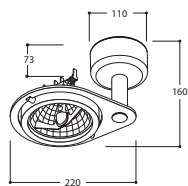
MIKKS II I W&C



136100 WHITE + CHROME



QR-LP111  
35-50W  
G53  
12V-50Hz  
Dimmable  
110°  
30°



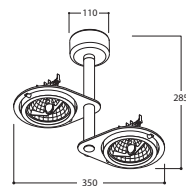
MIKKS II 2



136125 BRUSHED ALU



QR-LP111 2x  
35-50W  
G53  
12V-50Hz  
Dimmable  
110°  
30°



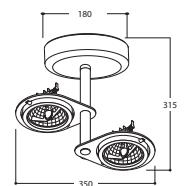
MIKKS II 2T



136225 BRUSHED ALU



QR-LP111 2x  
35-50W  
G53  
230V-50Hz  
Dimmable (LC)  
110°  
30°



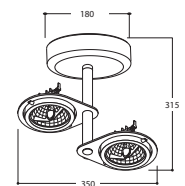
MIKKS II 2T W&C



136200 WHITE + CHROME



QR-LP111 2x  
35-50W  
G53  
230V-50Hz  
Dimmable (LC)  
110°  
30°





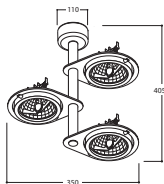
MIKKS II 3



136325 BRUSHED ALU



QR-LP111 3x  
35-50W  
G53  
12V-50Hz  
Dimmable  
110°  
30°



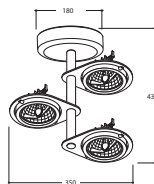
MIKKS II 3T



136425 BRUSHED ALU



QR-LP111 3x  
35-50W  
G53  
230V-50Hz  
Dimmable (LC)  
110°  
30°



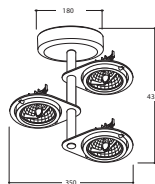
MIKKS II 3T W&C



136300 WHITE + CHROME



QR-LP111 3x  
35-50W  
G53  
230V-50Hz  
Dimmable (LC)  
110°  
30°



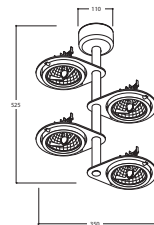
MIKKS II 4



136525 BRUSHED ALU



QR-LP111 4x  
35-50W  
G53  
12V-50Hz  
Dimmable  
110°  
30°



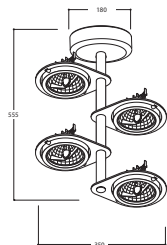
MIKKS II 4T



136625 BRUSHED ALU



QR-LP111 4x  
35-50W  
G53  
230V-50Hz  
Dimmable (LC)  
110°  
30°





MIKKS II LT W&C

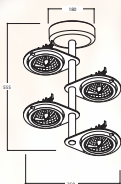


4.5

136400 WHITE + CHROME



QR-LP111 4x  
35-50W  
G53  
230V-50Hz  
Dimmable (LC)  
110°  
30°



IP  
20



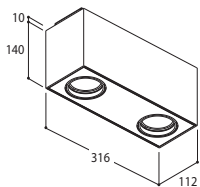


BARRAR SM



**181048** TEXT. WHITE

QT-LP12 2x  
75W  
24° - GY6.35  
230V-50Hz  
Dimmable (LC)  
359  
30

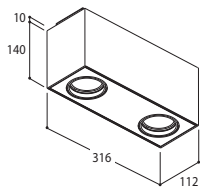


BARRAR SM W&C



**181018** WHITE + CHROME

QT-LP12 2x  
75W  
24° - GY6.35  
230V-50Hz  
Dimmable (LC)  
359  
30

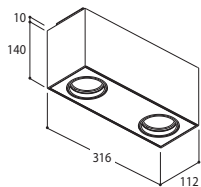


BARRAR SM B&G



**181026** BLACK & GOLD

QT-LP12 2x  
75W  
24° - GY6.35  
230V-50Hz  
Dimmable (LC)  
359  
30

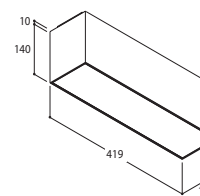


BARRAR TC-L SM



**181247** TEXT. WHITE  
**181226** TEXT. BLACK

TC-L  
24W  
2G11  
230V-50Hz

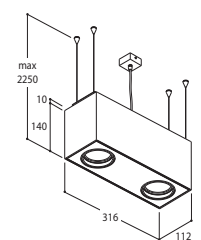


BARRAR SUSP



**181148** TEXT. WHITE

QT-LP12 2x  
75W  
24° - GY6.35  
230V-50Hz  
Dimmable (LC)  
359  
30




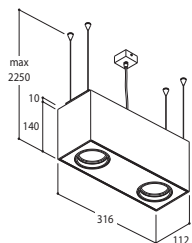


### BARRAR SUSP W&C



**18118** WHITE + CHROME


 QT-LP12 2x  
75W  
24° - GY6.35  
230V-50Hz  
Dimmable (LC)  
359  
30

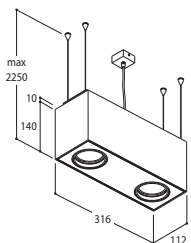


### BARRAR SUSP B&C



**181126** BLACK & GOLD


 QT-LP12 2x  
75W  
24° - GY6.35  
230V-50Hz  
Dimmable (LC)  
359  
30

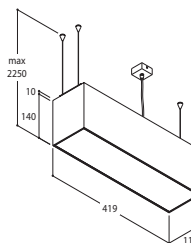


### BARRAR TC-L SUSP



**181347** TEXT. WHITE  
**181326** TEXT. BLACK

 TC-L  
24W  
2G11  
230V-50Hz




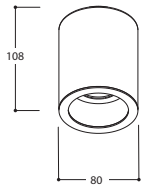


SPINA ON QR-C51



**325047** TEXT. WHITE  
**325025** BLACK + GOLD


 QR-C51 Alu Refl  
 20-50W  
 GX5.3  
 12V-50Hz  
 Dimmable

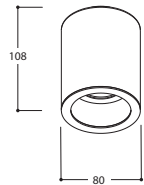


SPINA ON QPAR 16



**325147** TEXT. WHITE  
**325125** BLACK + GOLD

 QPAR16 Alu Refl  
 35-50W  
 GU10  
 230V-50Hz  
 Dimmable R







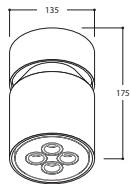
### THOR PASCAL



2.3

- 318017** NARROW TEXT. WHITE + CW
- 318010** NARROW TEXT. WHITE + CHROME + CW
- 318016** NARROW TEXT. BLACK + CW
- 318027** NARROW TEXT. WHITE + WW
- 318020** NARROW TEXT. WHITE + CHROME + WW
- 318026** NARROW TEXT. BLACK + WW
- 318117** WIDE TEXT. WHITE + CW
- 318110** WIDE TEXT. WHITE + CHROME + CW
- 318116** WIDE TEXT. BLACK + CW
- 318127** WIDE TEXT. WHITE + WW
- 318120** WIDE TEXT. WHITE + CHROME + WW
- 318126** WIDE TEXT. BLACK + WW

POWERLED 4x  
3W  
230V-50Hz  
359°  
30°



### THOR

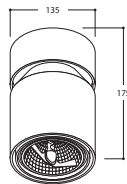


1.8

- 102008** BRUSHED ALU
- 102018** TEXT. WHITE
- 102021** CHROME
- 102026** TEXT. BLACK



QR-LP111  
35-50W  
G53  
230V-50Hz  
Dimmable (LC)  
359°  
30°



### THOR SUSP

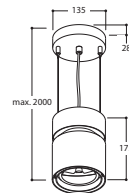


1.8

- 102108** BRUSHED ALU
- 102118** TEXT. WHITE
- 102121** CHROME
- 102126** TEXT. BLACK



QR-LP111  
35-75W  
G53  
230V-50Hz  
Dimmable (LC)  
359°  
30°



### THOR LED



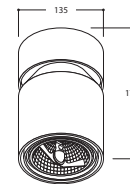
2

- 161118** TEXT. WHITE + CW
- 161318** TEXT. WHITE + AMBER
- 161418** TEXT. WHITE + RED
- 161618** TEXT. WHITE + GREEN
- 161818** TEXT. WHITE + BLUE



QR-LP111  
35-50W  
G53  
230V-50Hz  
Dimmable (LC)  
359°  
30°

HP LED 1W



### THOR LED SUSP



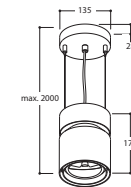
2.2

- 162118** TEXT. WHITE + CW
- 162318** TEXT. WHITE + AMBER
- 162418** TEXT. WHITE + RED
- 162618** TEXT. WHITE + GREEN
- 162818** TEXT. WHITE + BLUE



QR-LP111  
35-50W  
G53  
230V-50Hz  
Dimmable (LC)  
359°  
30°

HP LED 1W

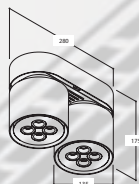


 THOR TWIN  
PASCAL



- 332017** NARROW TEXT. WHITE + CW
- 332010** NARROW TEXT. WHITE + CHROME + CW
- 332016** NARROW TEXT. BLACK + CW
- 332027** NARROW TEXT. WHITE + WW
- 332020** NARROW TEXT. WHITE + CHROME + WW
- 332026** NARROW TEXT. BLACK + WW
- 332117** WIDE TEXT. WHITE + CW
- 332110** WIDE TEXT. WHITE + CHROME + CW
- 332116** WIDE TEXT. BLACK + CW
- 332127** WIDE TEXT. WHITE + WW
- 332120** WIDE TEXT. WHITE + CHROME + WW
- 332126** WIDE TEXT. BLACK + WW

 POWERLED 8x  
3W  
230V-50Hz  
359°  
30°



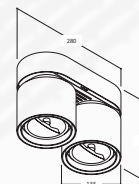
IP 20    

 THOR TWIN



- 309047** TEXT. WHITE
- 309026** TEXT. BLACK

 QR-LP111 2x  
35-75W  
G53  
230V-50Hz  
Dimmable (LC)  
359°  
30°



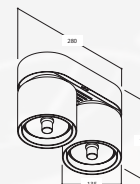
IP 20    

 THOR TWIN  
HIPAR III



- 309147** TEXT. WHITE
- 309126** TEXT. BLACK

 HI PAR111 2x  
35W  
GX8.5  
230V-50Hz  
359°  
30°



IP 20    

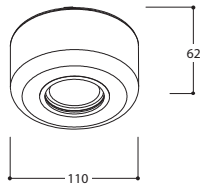


### CURTIS QR-C51



- 316047** TEXT. WHITE
- 316026** TEXT. BLACK

QR-C51 Alu Refl  
20-50W  
GX5.3  
12V-50Hz  
359°  
30°

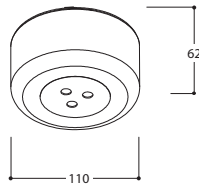


### CURTIS MINI PASCAL



- 336016** NARROW TEXT. BLACK CW
- 336116** WIDE TEXT. BLACK CW
- 336026** NARROW TEXT. BLACK WW
- 336126** WIDE TEXT. BLACK WW
- 336017** NARROW TEXT. WHITE CW
- 336117** WIDE TEXT. WHITE CW
- 336027** NARROW TEXT. WHITE WW
- 336127** WIDE TEXT. WHITE WW

POWERLED 3x  
1W  
230V-50Hz  
359°  
30°

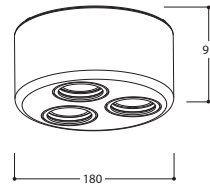


### CURTIS LARGE



- 316247** TEXT. WHITE
- 316226** TEXT. BLACK

QR-C51 Alu Refl 3x  
20-50W  
GX5.3  
230V-50Hz  
Dimmable (LC)  
359°  
30°

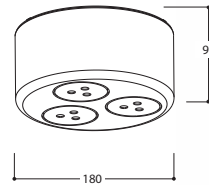


### CURTIS LARGE MINI PASCAL



- 337016** NARROW TEXT. BLACK CW
- 337116** WIDE TEXT. BLACK CW
- 337026** NARROW TEXT. BLACK WW
- 337126** WIDE TEXT. BLACK WW
- 337017** NARROW TEXT. WHITE CW
- 337117** WIDE TEXT. WHITE CW
- 337027** NARROW TEXT. WHITE WW
- 337127** WIDE TEXT. WHITE WW

POWERLED 3x  
3W  
230V-50Hz  
359°  
30°





MINI SCOOP 3XIW

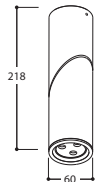


- 179017** TEXT. WHITE + CW CRI 75
- 179027** TEXT. WHITE + WW CRI 80
- 179057** TEXT. WHITE + CW HO
- 179097** TEXT. WHITE + WW HO
- 179047** TEXT. WHITE + RED
- 179087** TEXT. WHITE + BLUE

POWERLED 3x  
1W  
230V-50Hz  
359°  
30°



179090 FOOT TEXT. WHITE



MINI SCOOP CR

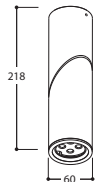


- 179117** TEXT. WHITE + CW CRI 90
- 179127** TEXT. WHITE + WW CRI 90

POWERLED  
6W  
230V-50Hz  
359°  
30°



179090 FOOT TEXT. WHITE



MINI SCOOP GUID



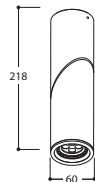
- 179247** TEXT. WHITE

MASTERLED  
GU 10  
230V-50Hz  
359°  
30°

QPAR16 Alu Refl  
35-50W  
GU10  
230V-50Hz  
Dimmable R  
359°  
30°



179090 FOOT TEXT. WHITE



MINI SCOOP GUID  
W&C

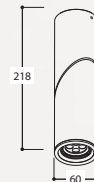


- 179221** TEXT. WHITE + CHROME

MASTERLED  
GU 10  
230V-50Hz  
359°  
30°

QPAR16 Alu Refl  
35-50W  
GU10  
230V-50Hz  
Dimmable R  
359°  
30°

179090 FOOT TEXT. WHITE





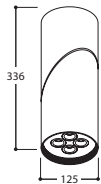


SCOOP PASCAL



- 331017** NARROW TEXT. WHITE + CW
- 331010** NARROW TEXT. WHITE + CHROME + CW
- 331027** NARROW TEXT. WHITE + WW
- 331020** NARROW TEXT. WHITE + CHROME + WW
- 331117** WIDE TEXT. WHITE + CW
- 331110** WIDE TEXT. WHITE + CHROME + CW
- 331127** WIDE TEXT. WHITE + WW
- 331120** WIDE TEXT. WHITE + CHROME + WW

 POWERLED 4x  
3W  
230V-50Hz  
☀️ 359°  
🌀 30°

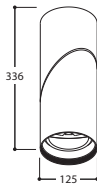


SCOOP QR III



**147018** TEXT. WHITE


 QR-LP111  
35-75W  
G53  
230V-50Hz  
Dimmable (LC)  
☀️ 359°  
🌀 30°

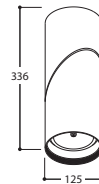


SCOOP QT 12



**147118** TEXT. WHITE


 QT-LP12  
35-50W  
24° - GY6.35  
230V-50Hz  
Dimmable (LC)  
☀️ 359°  
🌀 30°

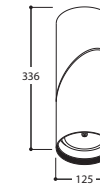


SCOOP QT 12 B&G



**147126** BLACK & GOLD

 QT-LP12  
35-50W  
24° - GY6.35  
230V-50Hz  
Dimmable (LC)  
☀️ 359°  
🌀 30°

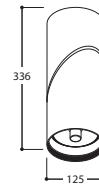


SCOOP HIPAR III 35



**147218** TEXT. WHITE

 HI-PAR111  
35W  
GX8.5  
230V-50Hz  
☀️ 359°  
🌀 30°



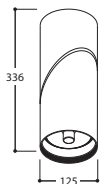


### SCOOP HIPARIII 70



147318 TEXT. WHITE

 HI PAR111  
70W  
GX8.5  
230V-50Hz  
359°  
30°



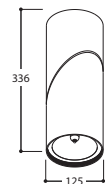
### SCOOP HIT 35



147418 TEXT. WHITE

 HIT  
35W  
35° - G12  
230V-50Hz  
359°  
30°

○  
495001 GLAS HIT MATT  
700995 REFLECTOR HIT 15°  
700996 REFLECTOR HIT 50°  
495002 UV FILTER HIT  
495011 COLOR FILTER HIT RED  
495012 COLOR FILTER HIT GREEN  
495013 COLOR FILTER HIT BLUE  
495014 COLORFILTER HIT YELLOW  
495015 HONEYCOMB HIT BLACK




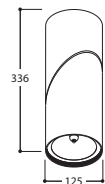
### SCOOP HIT 70



147518 TEXT. WHITE

 HIT  
70W  
70° - G12  
230V-50Hz  
359°  
30°

○  
495001 GLAS HIT MATT  
700995 REFLECTOR HIT 15°  
700996 REFLECTOR HIT 50°  
495002 UV FILTER HIT  
495011 COLOR FILTER HIT RED  
495012 COLOR FILTER HIT GREEN  
495013 COLOR FILTER HIT BLUE  
495014 COLORFILTER HIT YELLOW  
495015 HONEYCOMB HIT BLACK






ROBAN SUSP  
3QRIII

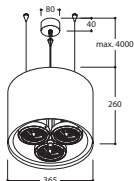


104001 BRUSHED ALU

 QR-LP111 3x  
35-50W  
G53  
230V-50Hz  
Dimmable (LC) only for qr111  
☀️ 30°-30°

 T-R16  
22W  
2GX13


- 904000 COLORFILTER OPAL WHITE
- 904001 COLORFILTER YELLOW
- 904002 COLORFILTER GREEN
- 904003 COLORFILTER RED
- 904004 COLORFILTER BLUE



ROBAN SUSP  
2QRIII-HIPARIII



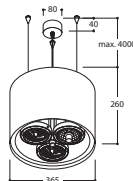
104201 BRUSHED ALU

 QR-LP111 2x  
35W  
G53  
230V-50Hz  
Dimmable (LC) only for qr111  
☀️ 30°-30°

 T-R16  
22W  
2GX13

 HI PAR111  
35W  
GX8.5  
☀️ 30°-30°


- 904000 COLORFILTER OPAL WHITE
- 904001 COLORFILTER YELLOW
- 904002 COLORFILTER GREEN
- 904003 COLORFILTER RED
- 904004 COLORFILTER BLUE



ROBAN SUSP  
1QRIII-2HIPARIII



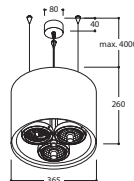
104401 BRUSHED ALU

 QR-LP111  
35W  
G53  
230V-50Hz  
Dimmable (LC) only for qr111  
☀️ 30°-30°

 T-R16  
22W  
2GX13

 HI PAR111 2x  
35W  
GX8.5  
☀️ 30°-30°


- 904000 COLORFILTER OPAL WHITE
- 904001 COLORFILTER YELLOW
- 904002 COLORFILTER GREEN
- 904003 COLORFILTER RED
- 904004 COLORFILTER BLUE



ROBAN SUSP W&C

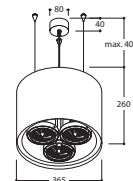


104021 TEXT. WHITE + CHROME

 QR-LP111 3x  
35-50W  
G53  
230V-50Hz  
Dimmable (LC) only for qr111  
☀️ 30°-30°

 T-R16  
22W  
2GX13


- 904000 COLORFILTER OPAL WHITE
- 904001 COLORFILTER YELLOW
- 904002 COLORFILTER GREEN
- 904003 COLORFILTER RED
- 904004 COLORFILTER BLUE



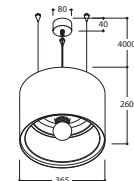
ROBAN SUSP TW



104518 TEXT. WHITE

 A60  
100W  
E27  
230V-50Hz  
Dimmable R

- 904000 COLORFILTER OPAL WHITE
- 904001 COLORFILTER YELLOW
- 904002 COLORFILTER GREEN
- 904003 COLORFILTER RED
- 904004 COLORFILTER BLUE









CEILING MOUNTED ••••• ROBAX





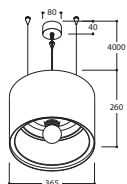
ROBAN SUSP B&C



104526 BLACK + GOLD



A60  
100W  
E27  
230V-50Hz  
Dimmable R



ROBAN SM 3QRIII



105001 BRUSHED ALU

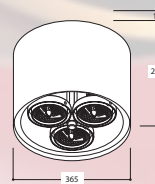


QR-LP111 3x  
35-50W  
G53  
230V-50Hz  
Dimmable (LC) only for qr111  
30°-30°



T-R16  
22W  
2GX13

- 904000 COLORFILTER OPAL WHITE
- 904001 COLORFILTER YELLOW
- 904002 COLORFILTER GREEN
- 904003 COLORFILTER RED
- 904004 COLORFILTER BLUE



ROBAN SM  
2QRIII-1HIPARIII



105201 BRUSHED ALU



QR-LP111 2x  
35W  
G53  
230V-50Hz  
Dimmable (LC) only for qr111  
30°-30°

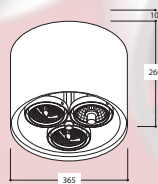


T-R16  
22W  
2GX13



HI PAR111  
35W  
GX8.5  
30°-30°

- 904000 COLORFILTER OPAL WHITE
- 904001 COLORFILTER YELLOW
- 904002 COLORFILTER GREEN
- 904003 COLORFILTER RED
- 904004 COLORFILTER BLUE



ROBAN SM  
1QRIII-2HIPARIII



105401 BRUSHED ALU



QR-LP111  
35W  
G53  
230V-50Hz  
Dimmable (LC) only for qr111  
30°-30°

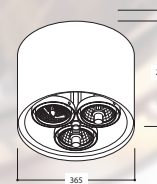


T-R16  
22W  
2GX13



HI PAR111 2x  
35W  
GX8.5  
30°-30°

- 904000 COLORFILTER OPAL WHITE
- 904001 COLORFILTER YELLOW
- 904002 COLORFILTER GREEN
- 904003 COLORFILTER RED
- 904004 COLORFILTER BLUE



ROBAN SM W&C



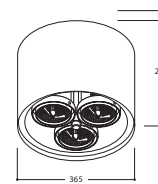
105021 TEXT. WHITE + CHROME



QR-LP111 3x  
35-50W  
G53  
230V-50Hz  
Dimmable (LC) only for qr111



T-R16  
22W  
2GX13





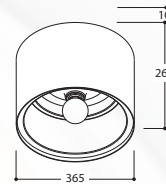
ROBAN SM TW



105518 TEXT. WHITE



A60  
100W  
E27  
230V-50Hz  
Dimmable R



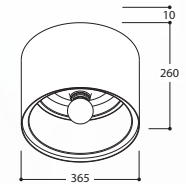
ROBAN SM B&G



105526 BLACK + GOLD



A60  
100W  
E27  
230V-50Hz  
Dimmable R

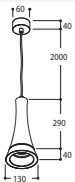
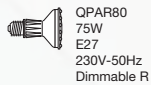




PARIS



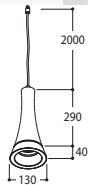
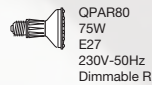
- 444001 AU LAIT
- 444002 MINUIT
- 444019 XIV
- 444020 SE REVEILLE
- 444021 CHROME



PARIS MID



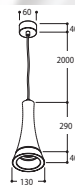
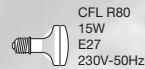
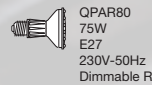
- 444101 AU LAIT
- 444102 PARIS MINUIT
- 444120 SE REVEILLE
- 444121 CHROME



PARIS W&C



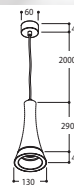
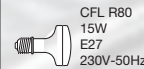

- 444221 TEXT. WHITE + CHROME



PARIS B&G



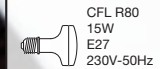
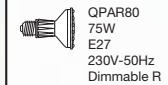
- 444026 BLACK + GOLD








PARIS FOLIE



- 444090 BLACK FLOCK







*Paris XIV*

*Paris au lait*

*Paris chrome*

*Paris minuit*

*Paris se reveille*

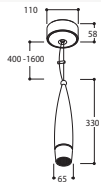


DRIP 330 BB TI  
CABLE SUSP



**241500** BRUSHED ALU

QR-C51 Alu Refl  
20-50W  
GX5.3  
230V-50Hz  
Dimmable (LC)

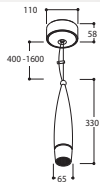


DRIP 330 BB TI  
CABLE SUSP B&C



**241526** BLACK + GOLD

QR-C51 Alu Refl  
20-50W  
GX5.3  
230V-50Hz  
Dimmable (LC)

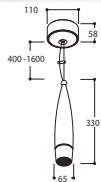


DRIP 330 BB TI  
CABLE SUSP W&C



**241501** WHITE + CHROME

QR-C51 Alu Refl  
20-50W  
GX5.3  
230V-50Hz  
Dimmable (LC)



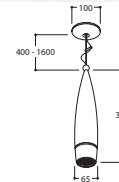
DRIP 330 WT  
CABLE SUSP



**240510** BRUSHED ALU

QR-C51 Alu Refl  
20-50W  
GX5.3  
12V-50Hz  
Dimmable

45 mm  
Installation depth 20 mm



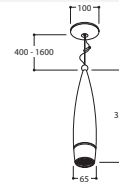
DRIP 330 WT  
CABLE SUSP W&C



**240511** WHITE + CHROME

QR-C51 Alu Refl  
20-50W  
GX5.3  
12V-50Hz  
Dimmable

45 mm  
Installation depth 20 mm





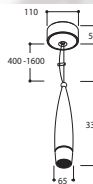


DRIP 330 BB  
WT-SUSP



241540 BRUSHED ALU

QR-C51 Alu Refl  
20-50W  
GX5.3  
12V-50Hz  
Dimmable

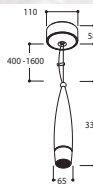


DRIP 330 BB  
WT-SUSP W&C



241541 WHITE + CHROME

QR-C51 Alu Refl  
20-50W  
GX5.3  
12V-50Hz  
Dimmable

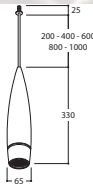


DRIP 330 MIO



372172 L200 BRUSHED ALU  
372174 L400 BRUSHED ALU  
372176 L600 BRUSHED ALU  
372178 L800 BRUSHED ALU  
372179 L1000 BRUSHED ALU

QR-C51 Alu Refl  
20-50W  
GX5.3  
12V-50Hz  
Dimmable

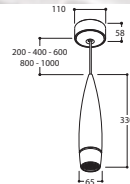


DRIP 330 BB TI  
TUBE



241602 L200 BRUSHED ALU  
241604 L400 BRUSHED ALU  
241606 L600 BRUSHED ALU  
241608 L800 BRUSHED ALU  
241600 L1000 BRUSHED ALU

QR-C51 Alu Refl  
20-50W  
GX5.3  
230V-50Hz  
Dimmable C

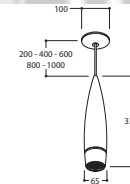


DRIP 330 WT  
TUBE



240612 L200 BRUSHED ALU  
240614 L400 BRUSHED ALU  
240616 L600 BRUSHED ALU  
240618 L800 BRUSHED ALU  
240610 L1000 BRUSHED ALU

QR-C51 Alu Refl  
20-50W  
GX5.3  
12V-50Hz  
Dimmable



45 mm  
Installation depth 20 mm





DRIP 330 BB  
WT-TUBE

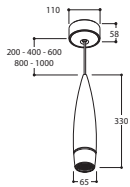


1.7

- 241642** L200 BRUSHED ALU
- 241644** L400 BRUSHED ALU
- 241646** L600 BRUSHED ALU
- 241648** L800 BRUSHED ALU
- 241640** L1000 BRUSHED ALU



QR-C51 Alu Refl  
20-50W  
GX5.3  
12V-50Hz  
Dimmable




IP 20


CEILING MOUNTED ••• DRIP 330









SPECIAL WORKS

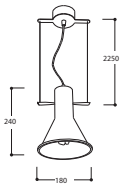
 MARKSMAN








  


**113010** BRUSHED ALU




 TC-TSE  
30W  
E27  
230V-50Hz




IP 20    

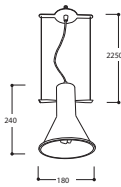
 MARKSMAN MID







**113020** BRUSHED ALU

 TC-TSE  
30W  
E27  
230V-50Hz




IP 20    

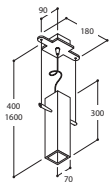


ICEBOX TI



370100 OPAL PC


 QR-C51 Alu Refl  
20-50W  
GX5.3  
230V-50Hz  
Dimmable C

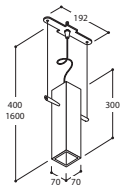


ICEBOX MID



371170 OPAL PC

 QR-C51 Alu Refl  
20-50W  
GX5.3  
12V-50Hz  
Dimmable





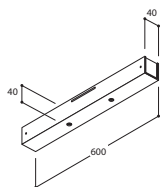
PENDANT 2 BASE  
600 12V



0.8

**370206** BRUSHED ALU  
**374206** TEXT. WHITE

20-50W  
230V-50Hz  
Dimmable (LC)



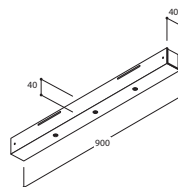
PENDANT 3 BASE  
900 12V



1.2

**370309** BRUSHED ALU  
**374309** TEXT. WHITE

20-50W  
230V-50Hz  
Dimmable (LC)



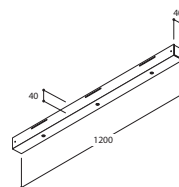
PENDANT 3 BASE  
1200 12V



1.6

**370312** BRUSHED ALU  
**374312** TEXT. WHITE

20-50W  
230V-50Hz  
Dimmable (LC)



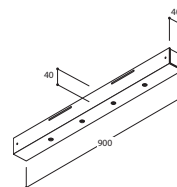
PENDANT 4 BASE  
900 12V



1.4

**370409** BRUSHED ALU  
**374409** TEXT. WHITE

20-50W  
230V-50Hz  
Dimmable (LC)



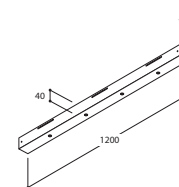
PENDANT 4 BASE  
1200 12V



1.8

**370412** BRUSHED ALU  
**374412** TEXT. WHITE

20-50W  
230V-50Hz  
Dimmable (LC)

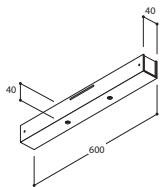


 PENDANT 2 BASE  
230V 600



**371206** BRUSHED ALU  
**375206** TEXT. WHITE

20-50W  
230V-50Hz  
Dimmable

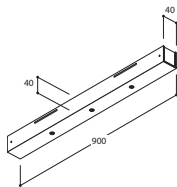


 PENDANT 3 BASE  
230V 900



**371309** BRUSHED ALU  
**375309** TEXT. WHITE

20-50W  
230V-50Hz  
Dimmable

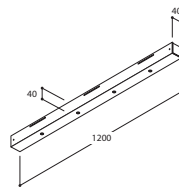


 PENDANT 4 BASE  
230V 1200



**371412** BRUSHED ALU  
**375412** TEXT. WHITE

20-50W  
230V-50Hz  
Dimmable





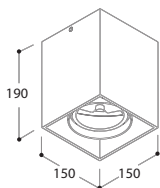
### DADO S QRIII



- 370780** BRUSHED ALU
- 370781** TEXT. WHITE
- 370782** TEXT. BLACK



QR-LP111  
35-50W  
G53  
230V-50Hz  
Dimmable (LC)  
359°  
30°



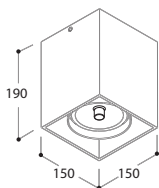
### DADO S HIPAR



- 370790** BRUSHED ALU
- 370791** TEXT. WHITE
- 370792** TEXT. BLACK



HI PAR111  
35W  
GX 8.5  
230V-50Hz  
359°  
30°



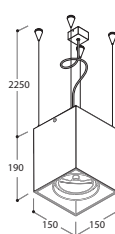
### DADO S QRIII SUSP



- 371780** BRUSHED ALU
- 371781** TEXT. WHITE
- 371782** TEXT. BLACK



QR-LP111  
35-50W  
G53  
230V-50Hz  
Dimmable (LC)  
359°  
30°



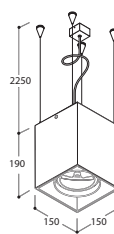
### DADO S HIPAR SUSP



- 371790** BRUSHED ALU
- 371791** TEXT. WHITE
- 371792** TEXT. BLACK



HI PAR111  
35W  
GX 8.5  
230V-50Hz  
359°  
30°





CEILING MOUNTED ••• DADO S

ALL KINDS OF SURFACE KITS: AVAILABLE MORE INFO AT THE TECHNICAL NOTES IN THE BACK OF THE CATALOGUE





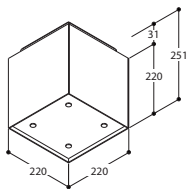


CAD ON SMALL  
2X13W



- 155018** TEXT. WHITE
- 155034** TEXT. GREY


 TC-DEL 2x  
13W  
G24q-1  
230V-50Hz

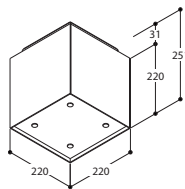


CAD ON SMALL  
QT-DE 12



- 155518** TEXT. WHITE
- 155534** TEXT. GREY

 QT-DE12  
150W  
R7s/114.2mm  
230V-50Hz  
Dimmable R

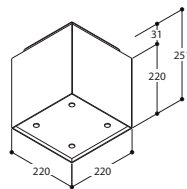


CAD ON SMALL  
HIT-DE



- 155618** TEXT. WHITE
- 155634** TEXT. GREY


 HIT-DE  
70W  
RX7s  
230V-50Hz





CAD ON LARGE  
2X26W-32-42

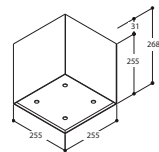


- 155218** TEXT. WHITE 26W
- 155234** TEXT. GREY 26W
- 155318** TEXT. WHITE 32W
- 155334** TEXT. GREY 32W
- 155418** TEXT. WHITE 42W
- 155434** TEXT. GREY 42W

 TC-DEL 2x  
26W  
G24q-3  
230V-50Hz

 TC-TEL 2x  
32W  
Gx24q-3  
230V-50Hz


 TC-TEL 2x  
42W  
GX24q-4  
230V-50Hz





CAD ON LARGE  
2X26W-32-42  
DIMM 1-10V

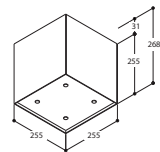


- 157218** TEXT. WHITE 26W
- 157234** TEXT. GREY 26W
- 157318** TEXT. WHITE 32W
- 157334** TEXT. GREY 32W
- 157418** TEXT. WHITE 42W
- 157434** TEXT. GREY 42W

 TC-DEL 2x  
26W  
G24q-3  
230V-50Hz

 TC-TEL 2x  
32W  
Gx24q-3  
230V-50Hz

 TC-TEL 2x  
42W  
GX24q-4  
230V-50Hz





LEATHER CAD ON  
A60



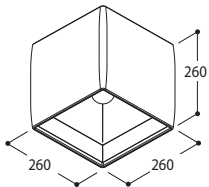
**165200** LEATHER + GOLD  
**165250** LEATHER + ANO



A60 C GOLD  
100W  
E27  
230V-50Hz



A60 C SILVER  
100W  
E27  
230V-50Hz  
Dimmable R



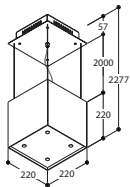


CAD ON CABLE  
SMALL 2X13W



- 156018** TEXT. WHITE
- 156034** TEXT. GREY

TC-DEL 2x  
13W  
G24q-1  
230V-50Hz

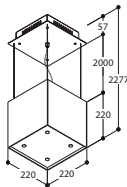


CAD ON CABLE  
SMALL QT-DE 12



- 156518** TEXT. WHITE
- 156534** TEXT. GREY

QT-DE12  
150W  
R7s/114.2mm  
230V-50Hz  
Dimmable R

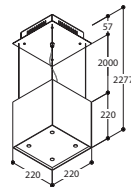


CAD ON CABLE  
SMALL HIT-DE



- 156618** TEXT. WHITE
- 156634** TEXT. GREY

HIT-DE  
70W  
RX7s  
230V-50Hz



CAD ON CABLE  
LARGE 2X26W-  
32-42

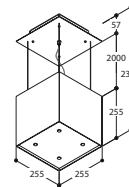


- 156218** TEXT. WHITE 26W
- 156234** TEXT. GREY 26W
- 156318** TEXT. WHITE 32W
- 156334** TEXT. GREY 32W
- 156418** TEXT. WHITE 42W
- 156434** TEXT. GREY 42W

TC-DEL 2x  
26W  
G24q-3  
230V-50Hz

TC-TEL 2x  
32W  
Gx24q-3  
230V-50Hz

TC-TEL 2x  
42W  
GX24q-4  
230V-50Hz



CAD ON CABLE  
LARGE 2X26W-  
32-42 DIMM 1-10V

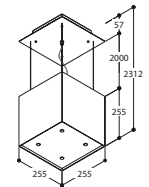


- 158218** TEXT. WHITE 26W
- 158234** TEXT. GREY 26W
- 158318** TEXT. WHITE 32W
- 158334** TEXT. GREY 32W
- 158418** TEXT. WHITE 42W
- 158434** TEXT. GREY 42W

TC-DEL 2x  
26W  
G24q-3  
230V-50Hz

TC-TEL 2x  
32W  
G24xq-3  
230V-50Hz

TC-TEL 2x  
42W  
GX24q-4  
230V-50Hz





### LEATHER CAD ON CABLE A60



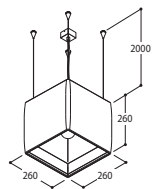
**165300** LEATHER + GOLD  
**165350** LEATHER + ANO



A60 C GOLD  
100W  
E27  
230V-50Hz



A60 C SILVER  
100W  
E27  
230V-50Hz  
Dimmable R



### CAD ON CABLE B&G A60



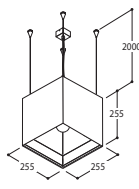
**185300** BLACK+ GOLD  
**185350** BLACK + ANO




A60 C GOLD  
100W  
E27  
230V-50Hz



A60 C SILVER  
100W  
E27  
230V-50Hz  
Dimmable R





CEILING MOUNTED ••• CAD ON



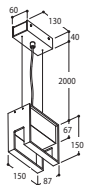


SPLIT IN SUSP



- 173018** TEXT. WHITE
- 173026** TEXT. BLACK

QT-DE12  
 60W  
 R7s (74.9mm)  
 230V-50Hz  
 Dimmable R



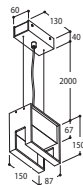
SPLIT IN SUSP LED



- 173118** TEXT. WHITE + CW
- 173218** TEXT. WHITE + WW
- 173518** TEXT. WHITE + CW HO
- 173918** TEXT. WHITE + WW HO
- 173318** TEXT. WHITE + AMBER
- 173418** TEXT. WHITE + RED
- 173618** TEXT. WHITE + GREEN
- 173818** TEXT. WHITE + BLUE
- 173126** TEXT. BLACK + CW
- 173226** TEXT. BLACK + WW
- 173526** TEXT. BLACK + CW HO
- 173926** TEXT. BLACK + WW HO
- 173326** TEXT. BLACK + AMBER
- 173426** TEXT. BLACK + RED
- 173626** TEXT. BLACK + GREEN
- 173826** TEXT. BLACK + BLUE



POWERLED 3x  
 1W  
 230V-50Hz







TRIMMER TC-L  
2X24W

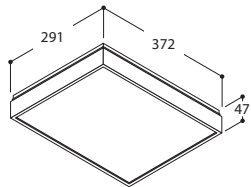


**372250** BRUSHED ALU  
**372252** TEXT. WHITE

TC-L 2x  
24W  
2G11  
230V-50Hz



○  
**372299** SUSPENSION SET TC-L ANO  
**27232** CEILING CONNECTION 3P 2450  
BRUSHED ALU  
**915000** WALL SUPPORTS /4PCS ANO  
**915010** WALL SUPPORTS /4PCS TEXT. WHITE



TRIMMER TC-L  
3X24W

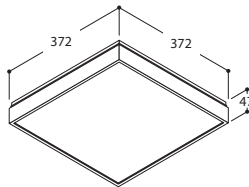


**372270** BRUSHED ALU  
**372272** TEXT. WHITE

TC-L 3x  
24W  
2G11  
230V-50Hz



○  
**372299** SUSPENSION SET TC-L  
**27232** CEILING CONNECTION 3P 2450  
BRUSHED ALU  
**915000** WALL SUPPORTS /4PCS ANO  
**915010** WALL SUPPORTS /4PCS TEXT. WHITE



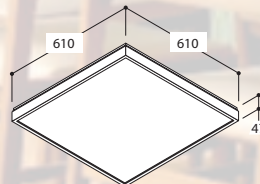


- 370200** 4X14W BRUSHED ALU
- 376200** 4X14W TEXT. WHITE
- 370220** 4X24W BRUSHED ALU
- 376220** 4X24W TEXT. WHITE
- 370205** 4X14W DIMM 1-10V BRUSHED ALU
- 376205** 4X14W DIMM 1-10V TEXT. WHITE
- 370225** 4X24W DIMM 1-10V BRUSHED ALU
- 376225** 4X24W DIMM 1-10V TEXT. WHITE

T16 4x  
14W - 24W  
G5  
230V-50Hz



- 372299** SUSPENSION SET /4PCS ANO
- 27232** CEILING CONNECTION 3P 2450 BRUSHED ALU
- 27235** CEILING CONNECTION 5P 2450 BRUSHED ALU
- 915000** WALL SUPPORTS /4PCS ANO
- 915010** WALL SUPPORTS /4PCS TEXT. WHITE

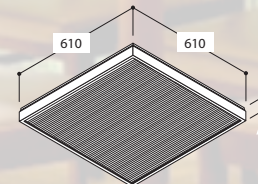


- 310002** 4X14W TEXT. WHITE
- 310102** 4X24W TEXT. WHITE
- 310003** 4X14W DIMM 1-10V TEXT. WHITE
- 310103** 4X24W DIMM 1-10V TEXT. WHITE

T16 4x  
14W - 24W  
G5  
230V-50Hz



- 372299** SUSPENSION SET /4PCS ANO
- 27232** CEILING CONNECTION 3P 2450 BRUSHED ALU
- 27235** CEILING CONNECTION 5P 2450 BRUSHED ALU
- 915000** WALL SUPPORTS /4PCS ANO
- 915010** WALL SUPPORTS /4PCS TEXT. WHITE

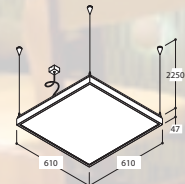



- 370201** 4X14W BRUSHED ALU
- 376201** 4X14W TEXT. WHITE
- 370221** 4X24W BRUSHED ALU
- 376221** 4X24W TEXT. WHITE
- 370222** 4X14W DIMM 1-10V BRUSHED ALU
- 376222** 4X14W DIMM 1-10V TEXT. WHITE
- 370223** 4X24W DIMM 1-10V BRUSHED ALU
- 376223** 4X24W DIMM 1-10V TEXT. WHITE

T16 4x  
14W - 24W  
G5  
230V-50Hz



- 372299** SUSPENSION SET /4PCS ANO
- 27232** CEILING CONNECTION 3P 2450 BRUSHED ALU
- 27235** CEILING CONNECTION 5P 2450 BRUSHED ALU
- 915000** WALL SUPPORTS /4PCS ANO
- 915010** WALL SUPPORTS /4PCS TEXT. WHITE







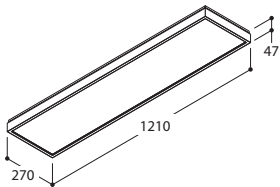
TRIMMER T16  
2X28-54W



- 370250** 2X28W BRUSHED ALU
- 376250** 2X28W TEXT. WHITE
- 370270** 2X54W BRUSHED ALU
- 376270** 2X54W TEXT. WHITE
- 370255** 2X28W DIMM 1-10V BRUSHED ALU
- 376255** 2X28W DIMM 1-10V TEXT. WHITE
- 370275** 2X54W DIMM 1-10V BRUSHED ALU
- 376275** 2X54W DIMM 1-10V TEXT. WHITE

T16 2x  
28W - 54W  
G5  
230V-50Hz

- 372299** SUSPENSION SET /4PCS ANO
- 27232** CEILING CONNECTION 3P 2450 BRUSHED ALU
- 27235** CEILING CONNECTION 5P 2450 BRUSHED ALU
- 915000** WALL SUPPORTS /4PCS ANO
- 915010** WALL SUPPORTS /4PCS TEXT. WHITE



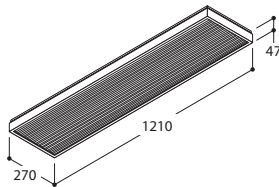
TRIMMER T16  
2X28-54W  
PRISMA



- 310202** 2X28W TEXT. WHITE
- 310302** 2X54W TEXT. WHITE
- 310203** 2X28W DIMM 1-10V TEXT. WHITE
- 310303** 2X54W DIMM 1-10V TEXT. WHITE

T16 2x  
28W - 54W  
G5  
230V-50Hz

- 372299** SUSPENSION SET /4PCS ANO
- 27232** CEILING CONNECTION 3P 2450 BRUSHED ALU
- 27235** CEILING CONNECTION 5P 2450 BRUSHED ALU
- 915000** WALL SUPPORTS /4PCS ANO
- 915010** WALL SUPPORTS /4PCS TEXT. WHITE




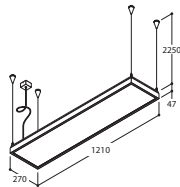
TRIMMER T16  
2X28-54W  
UP-DOWN



- 370251** 2X28W BRUSHED ALU
- 376251** 2X28W TEXT. WHITE
- 370271** 2X54W BRUSHED ALU
- 376271** 2X54W TEXT. WHITE
- 370252** 2X28W DIMM 1-10V BRUSHED ALU
- 376252** 2X28W DIMM 1-10V TEXT. WHITE
- 370272** 2X54W DIMM 1-10V BRUSHED ALU
- 376272** 2X54W DIMM 1-10V TEXT. WHITE

T16 2x  
28W - 54W  
G5  
230V-50Hz

- 372299** SUSPENSION SET /4PCS ANO
- 27232** CEILING CONNECTION 3P 2450 BRUSHED ALU
- 27235** CEILING CONNECTION 5P 2450 BRUSHED ALU
- 915000** WALL SUPPORTS /4PCS ANO
- 915010** WALL SUPPORTS /4PCS TEXT. WHITE





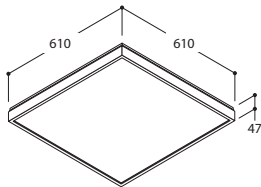
TRIMMER T16  
4X14-24W BLACK



- 115002** 4X14 TEXT. BLACK
- 115102** 4X24 TEXT. BLACK
- 115003** 4X14 DIMM 1-10V TEXT. BLACK
- 115103** 4X24 DIMM 1-10V TEXT. BLACK

T16 4x  
14W - 24W  
G5  
230V-50Hz

- 372299** SUSPENSION SET /4PCS ANO
- 27232** CEILING CONNECTION 3P 2450  
BRUSHED ALU
- 27235** CEILING CONNECTION 5P 2450  
BRUSHED ALU
- 915020** WALL SUPPORTS /4PCS TEXT. BLACK



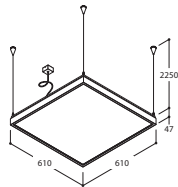
TRIMMER T16  
4X14-24W  
UP-DOWN BLACK



- 115202** 4X14 TEXT. BLACK
- 115302** 4X24 TEXT. BLACK
- 115203** 4X14 DIMM 1-10V TEXT. BLACK
- 115303** 4X24 DIMM 1-10V TEXT. BLACK

T16 4x  
14W - 24W  
G5  
230V-50Hz

- 372299** SUSPENSION SET /4PCS ANO
- 27232** CEILING CONNECTION 3P 2450  
BRUSHED ALU
- 27235** CEILING CONNECTION 5P 2450  
BRUSHED ALU
- 915020** WALL SUPPORTS /4PCS TEXT. BLACK



TRIMMER T16  
4X14-24W  
CHROME



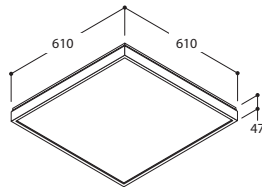
**ON** **OFF**



- 119002** 4X14 CHROME
- 119102** 4X24 CHROME
- 119003** 4X14 DIMM 1-10V CHROME
- 119103** 4X24 DIMM 1-10V CHROME

T16 4x  
14W - 24W  
G5  
230V-50Hz

- 372299** SUSPENSION SET /4PCS ANO
- 27232** CEILING CONNECTION 3P 2450  
BRUSHED ALU
- 27235** CEILING CONNECTION 5P 2450  
BRUSHED ALU
- 915000** WALL SUPPORTS /4PCS ANO



TRIMMER T16  
4X14-24W UP-  
DOWN CHROME



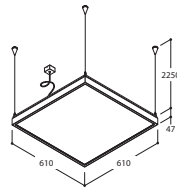
**ON** **OFF**



- 119202** 4X14 CHROME
- 119302** 4X24 CHROME
- 119203** 4X14 DIMM 1-10V CHROME
- 119303** 4X24 DIMM 1-10V CHROME

T16 4x  
14W - 24W  
G5  
230V-50Hz

- 372299** SUSPENSION SET /4PCS ANO
- 27232** CEILING CONNECTION 3P 2450  
BRUSHED ALU
- 27235** CEILING CONNECTION 5P 2450  
BRUSHED ALU
- 915000** WALL SUPPORTS /4PCS ANO



TRIMMER T16  
4X14-24W W&C



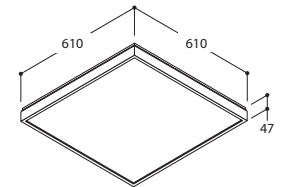
**ON** **OFF**




- 119018** 4X14 TEXT. WHITE + CHROME
- 119118** 4X24 TEXT. WHITE + CHROME
- 119019** 4X14 DIMM 1-10V TEXT. WHITE +  
CHROME
- 119119** 4X24 DIMM 1-10V TEXT. WHITE +  
CHROME

T16 4x  
14W - 24W  
G5  
230V-50Hz

- 27232** CEILING CONNECTION 3P 2450  
BRUSHED ALU
- 27235** CEILING CONNECTION 5P 2450  
BRUSHED ALU
- 915010** WALL SUPPORTS /4PCS TEXT. WHITE
- 372299** SUSPENSION SET /4PCS ANO









TRIMMER T16  
4X14-24W  
UP-DOWN W&C

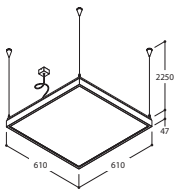


- 119602** 4X14 TEXT. WHITE + CHROME
- 119702** 4X24 TEXT. WHITE + CHROME
- 119603** 4X14 DIMM 1-10V TEXT. WHITE + CHROME
- 119703** 4X24 DIMM 1-10V TEXT. WHITE + CHROME

T16 4x  
14W - 24W  
G5  
230V-50Hz



- 372299** SUSPENSION SET /4PCS ANO
- 27232** CEILING CONNECTION 3P 2450 BRUSHED ALU
- 27235** CEILING CONNECTION 5P 2450 BRUSHED ALU
- 915010** WALL SUPPORTS /4PCS TEXT. WHITE



TRIMMER LARGE  
T16 6X39W


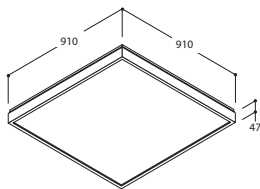


- 374200** 6X39W BRUSHED ALU
- 374300** 6X39W TEXT. WHITE
- 374205** 6X39W DIMM 1-10V BRUSHED ALU
- 374305** 6X39W DIMM 1-10V TEXT. WHITE

T16 6x  
39W  
G5  
230V-50Hz



- 372299** SUSPENSION SET /4PCS ANO
- 915000** WALL SUPPORTS /4PCS ANO
- 915010** WALL SUPPORTS /4PCS TEXT. WHITE
- 27232** CEILING CONNECTION 3P 2450 BRUSHED ALU
- 27235** CEILING CONNECTION 5P 2450 BRUSHED ALU






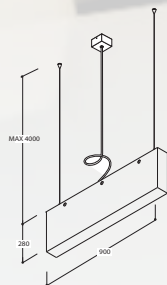



SLIZE ZERO  
PENDANT







**103310** PC  
**103307** PC DIMM 1-10V

 T16 2x  
21-39W  
G5  
230V-50Hz




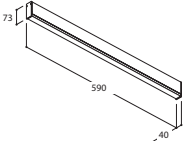
 2U PAP SM 600









   1.4


**817012** ANO  
**817047** TEXT. WHITE




 T16  
14-24W  
G5  
230V-50Hz




IP 20     

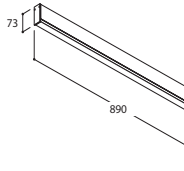
 2U PAP SM 900









   1.6


**817112** ANO  
**817147** TEXT. WHITE




 T16  
21-39W  
G5  
230V-50Hz




IP 20     

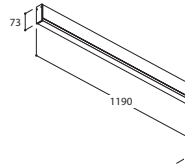
 2U PAP SM 1200









   1.8


**817212** ANO  
**817247** TEXT. WHITE




 T16  
28-54W  
G5  
230V-50Hz




IP 20     

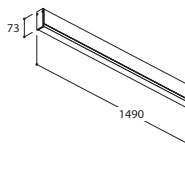
 2U PAP SM 1500








   2


**817392** ANO  
**817347** TEXT. WHITE


 T16  
35-49W  
G5  
230V-50Hz






IP 20     




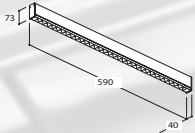
 2U PAP SM 600  
BAP








   1.4


**818012** ANO  
**818047** TEXT. WHITE




 T16  
14-24W  
G5  
230V-50Hz




IP 20    

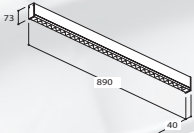
 2U PAP SM 900  
BAP








   1.6


**818112** ANO  
**818147** TEXT. WHITE




 T16  
21-39W  
G5  
230V-50Hz




IP 20    

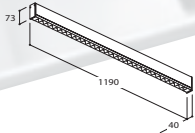
 2U PAP SM 1200  
BAP








   1.8


**818212** ANO  
**818247** TEXT. WHITE




 T16  
28-54W  
G5  
230V-50Hz




IP 20    

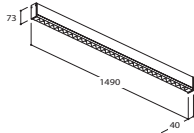
 2U PAP SM 1500  
BAP








   2


**818312** ANO  
**818347** TEXT. WHITE




 T16  
35-49W  
G5  
230V-50Hz




IP 20    


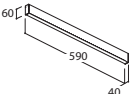
 2U H P AP SM 600









   1.4


**817015** ANO  
**817050** TEXT. WHITE




 T16  
14-24W  
G5  
230V-50Hz


IP 20     


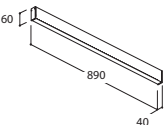
 2U H P AP SM 900









   1.6


**817115** ANO  
**817150** TEXT. WHITE




 T16  
21-39W  
G5  
230V-50Hz


IP 20     


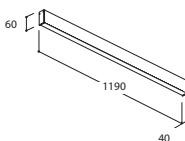
 2U H P AP SM 1200









   1.8


**817215** ANO  
**817250** TEXT. WHITE




 T16  
28-54W  
G5  
230V-50Hz


IP 20     


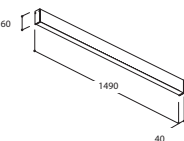
 2U H P AP SM 1500









   2

**817315** ANO  
**817350** TEXT. WHITE

 T16  
35-49W  
G5  
230V-50Hz

IP 20     



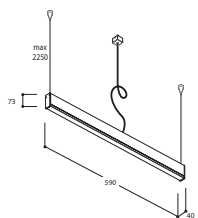


2U PAP SUSP 600



**816012** ANO  
**816047** TEXT. WHITE

T16  
14-24W  
G5  
230V-50Hz

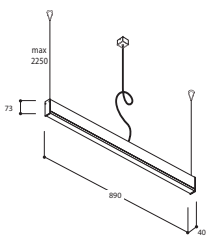


2U PAP SUSP 900



**816112** ANO  
**816147** TEXT. WHITE

T16  
21-39W  
G5  
230V-50Hz

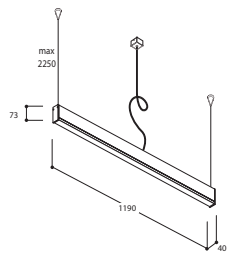


2U PAP SUSP  
1200



**816212** ANO  
**816247** TEXT. WHITE

T16  
28-54W  
G5  
230V-50Hz


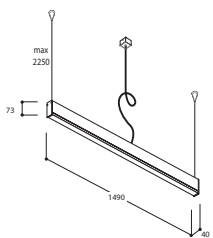



2U PAP SUSP  
1500







**816392** ANO  
**816347** TEXT. WHITE

T16  
35-49W  
G5  
230V-50Hz





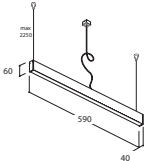
 2U H PAP SUSP  
600








   1.4


**816015** ANO  
**816050** TEXT. WHITE




 T16  
14-24W  
G5  
230V-50Hz


IP 20    


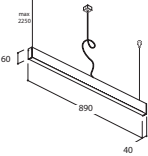
 2U H PAP SUSP  
900








   1.6


**816115** ANO  
**816150** TEXT. WHITE




 T16  
21-39W  
G5  
230V-50Hz


IP 20    


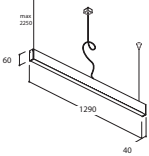
 2U H PAP SUSP  
1200








   1.8


**816215** ANO  
**816250** TEXT. WHITE




 T16  
28-54W  
G5  
230V-50Hz


IP 20    


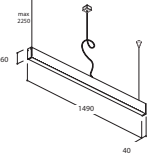
 2U H PAP SUSP  
1500







   2

**816315** ANO  
**816350** TEXT. WHITE

 T16  
35-49W  
G5  
230V-50Hz

IP 20    

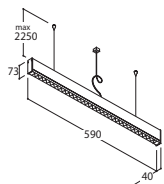


2U PAP SUSP 600  
BAP



**816412** ANO  
**816447** TEXT. WHITE

T16  
14-24W  
G5  
230V-50Hz

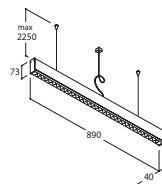


2U PAP SUSP 900  
BAP



**816512** ANO  
**816547** TEXT. WHITE

T16  
21-39W  
G5  
230V-50Hz

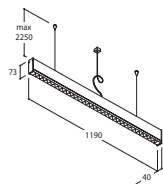


2U PAP SUSP  
1200 BAP



**816612** ANO  
**816647** TEXT. WHITE

T16  
28-54W  
G5  
230V-50Hz

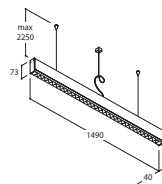


2U PAP SUSP  
1500 BAP



**816712** ANO  
**816747** TEXT. WHITE

T16  
35-49W  
G5  
230V-50Hz





GALILEO PAP  
SUSP 600

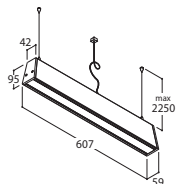


1.6

**317047** TEXT. WHITE  
**317026** TEXT. BLACK



T16  
14-24W  
G5  
230V-50Hz



GALILEO PAP  
SUSP 900

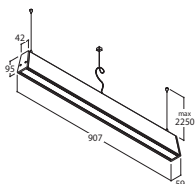


1.8

**317147** TEXT. WHITE  
**317126** TEXT. BLACK



T16  
21-39W  
G5  
230V-50Hz



GALILEO PAP  
SUSP 1200

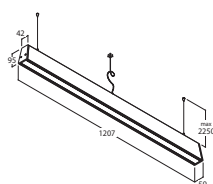


2

**317247** TEXT. WHITE  
**317226** TEXT. BLACK



T16  
28-54W  
G5  
230V-50Hz



GALILEO PAP  
SUSP 1500

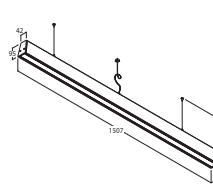


2.2

**317347** TEXT. WHITE  
**317326** TEXT. BLACK



T16  
35-49W  
G5  
230V-50Hz





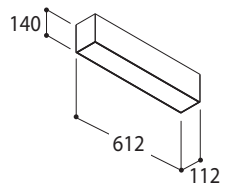


3U PAP SM 600



**867117** TEXT. WHITE  
**867106** TEXT. BLACK

T16 (2X)  
14-24W  
G5  
230V-50Hz

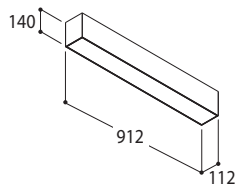


3U PAP SM 900



**867317** TEXT. WHITE  
**867306** TEXT. BLACK

T16 (2X)  
21-39W  
G5  
230V-50Hz

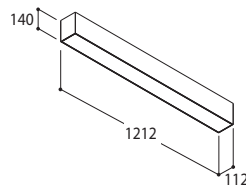


3U PAP SM 1200



**867517** TEXT. WHITE  
**867506** TEXT. BLACK

T16 (2X)  
28-54W  
G5  
230V-50Hz

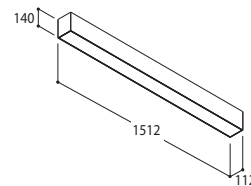



3U PAP SM 1500







**867717** TEXT. WHITE  
**867706** TEXT. BLACK

T16 (2X)  
35-49W  
G5  
230V-50Hz





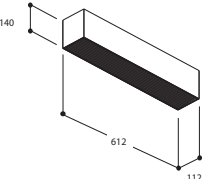
 3U PAP SM 600  
PRISMA








   3.6


**868117** TEXT. WHITE  
**868106** TEXT. BLACK




 T16 (2X)  
14-24W  
G5  
230V-50Hz


IP 20    


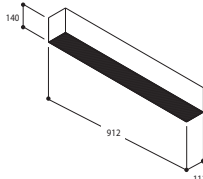
 3U PAP SM 900  
PRISMA








   5.4


**868317** TEXT. WHITE  
**868306** TEXT. BLACK




 T16 (2X)  
21-39W  
G5  
230V-50Hz


IP 20    


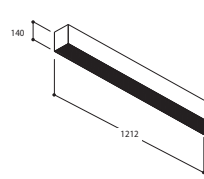
 3U PAP SM 1200  
PRISMA








   7.2


**868517** TEXT. WHITE  
**868506** TEXT. BLACK




 T16 (2X)  
28-54W  
G5  
230V-50Hz


IP 20    


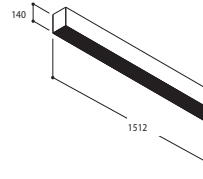
 3U PAP SM 1500  
PRISMA








   9


**868717** TEXT. WHITE  
**868706** TEXT. BLACK




 T16 (2X)  
35-49W  
G5  
230V-50Hz


IP 20    


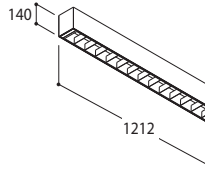
 3U PAP SM 1200  
BAP








   7.2


**865517** TEXT. WHITE  
**865506** TEXT. BLACK




 T16 (2X)  
28-54W  
G5  
230V-50Hz


IP 20    

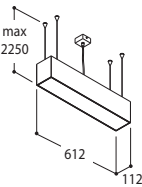
 3U PAP SUSP 600








   3.7


**866117** TEXT. WHITE  
**866106** TEXT. BLACK




 T16 (2X)  
 14-24W  
 G5  
 230V-50Hz




IP 20    

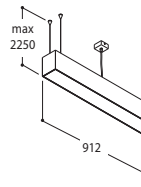
 3U PAP SUSP 900








   5.5


**866317** TEXT. WHITE  
**866306** TEXT. BLACK




 T16 (2X)  
 21-39W  
 G5  
 230V-50Hz




IP 20    

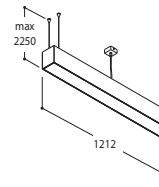
 3U PAP SUSP 1200








   7.3


**866517** TEXT. WHITE  
**866506** TEXT. BLACK




 T16 (2X)  
 28-54W  
 G5  
 230V-50Hz




IP 20    

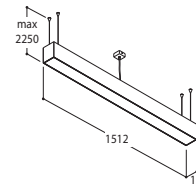
 3U PAP SUSP 1500







   9.1


**866717** TEXT. WHITE  
**866706** TEXT. BLACK




 T16 (2X)  
 35-49W  
 G5  
 230V-50Hz




IP 20    


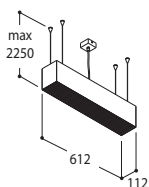
**3U PAP SUSP 600 PRISMA**









 3.7


**869117** TEXT. WHITE  
**869106** TEXT. BLACK




 T16 (2X)  
 14-24W  
 G5  
 230V-50Hz


**IP 20**    


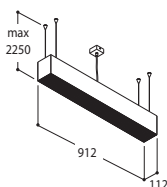
**3U PAP SUSP 900 PRISMA**









 5.5


**869317** TEXT. WHITE  
**869306** TEXT. BLACK




 T16 (2X)  
 21-39W  
 G5  
 230V-50Hz


**IP 20**    


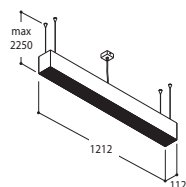
**3U PAP SUSP 1200 PRISMA**









 7.3


**869517** TEXT. WHITE  
**869506** TEXT. BLACK




 T16 (2X)  
 28-54W  
 G5  
 230V-50Hz


**IP 20**    


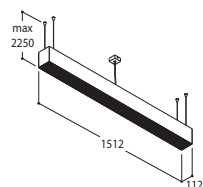
**3U PAP SUSP 1500 PRISMA**









 9.1


**869717** TEXT. WHITE  
**869706** TEXT. BLACK




 T16 (2X)  
 35-49W  
 G5  
 230V-50Hz


**IP 20**    


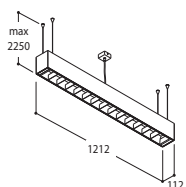
**3U PAP SUSP 1200 BAP**









 7.3

**864517** TEXT. WHITE  
**864506** TEXT. BLACK

 T16 (2X)  
 28-54W  
 G5  
 230V-50Hz

**IP 20**    

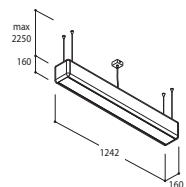


DARWIN PAP  
SUSP 1200



**906547** TEXT. WHITE  
**906526** TEXT. BLACK

T16 (2X)  
28-54W  
G5  
230V-50Hz

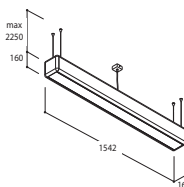


DARWIN PAP  
SUSP 1500



**906747** TEXT. WHITE  
**906726** TEXT. BLACK

T16 (2X)  
35-49W  
G5  
230V-50Hz



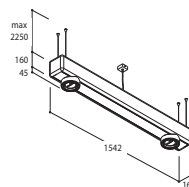
DARWIN PAP  
SUSP 1500 COMBI



**906247** TEXT. WHITE  
**906226** TEXT. BLACK

T16 (2X)  
21-39W  
G5  
230V-50Hz

QR-LP111 2x  
35-50W  
G53  
Dimmable (LC) only for qr111  
359°  
30°  
230V-50Hz

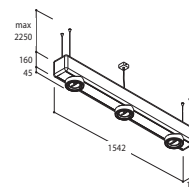


DARWIN PAP  
SUSP 1500 QRIII



**906347** TEXT. WHITE  
**906326** TEXT. BLACK

QR-LP111 (3X)  
35-50W  
G53  
230V-50Hz  
Dimmable (LC)  
359°  
30°




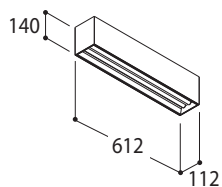
 BECQUERELL SM  
600



   3.5

**887117** TEXT. WHITE  
**887106** BLACK+GOLD

 T16S (2X)  
14-24W  
G5  
230V-50Hz




IP 20    

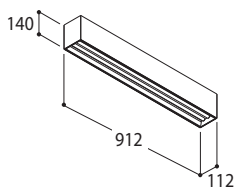
 BECQUERELL SM  
900



   5.22

**887317** TEXT. WHITE  
**887306** BLACK+GOLD

 T16S (2X)  
21-39W  
G5  
230V-50Hz




IP 20    

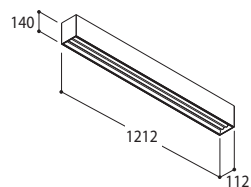
 BECQUERELL SM  
1200



   7

**887517** TEXT. WHITE  
**887506** BLACK+GOLD

 T16S (2X)  
28-54W  
G5  
230V-50Hz



IP 20    



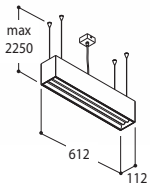


BECQUERELL  
SUSP 600



**886117** TEXT. WHITE  
**886106** BLACK+GOLD

T16S (2X)  
14-24W  
G5  
230V-50Hz

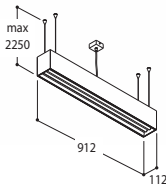


BECQUERELL  
SUSP 900



**886317** TEXT. WHITE  
**886306** BLACK+GOLD

T16S (2X)  
21-39W  
G5  
230V-50Hz

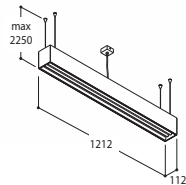


BECQUERELL  
SUSP 1200



**886517** TEXT. WHITE  
**886506** BLACK+GOLD

T16S (2X)  
28-54W  
G5  
230V-50Hz



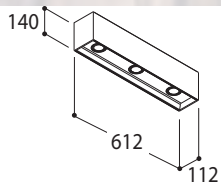


TESLA PAP  
QR-CS1



**887917** TEXT. WHITE  
**887926** BLACK + GOLD

QR-CS1 3x  
20-50W  
GX5.3  
230V-50Hz  
Dimmable (LC)  
359°  
30°

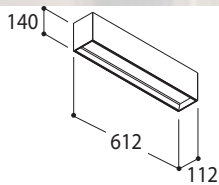


TESLA PAP 600



**887217** TEXT. WHITE

T16 2x  
14/24W  
G5  
230V-50Hz

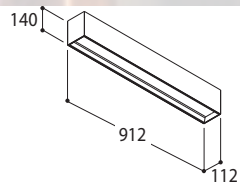


TESLA PAP 900



**887417** TEXT. WHITE

T16 2x  
21/39W  
G5  
230V-50Hz

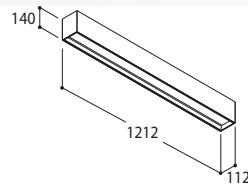


TESLA PAP 1200



**887617** TEXT. WHITE

T16 2x  
28/54W  
G5  
230V-50Hz

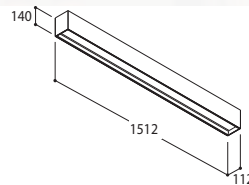


TESLA PAP 1500



**887817** TEXT. WHITE

T16 2x  
35/49W  
G5  
230V-50Hz







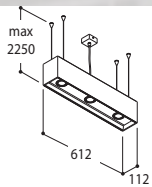
TESLA PAP SUSP  
QR-CS1



3.6

**886917** TEXT. WHITE  
**886926** BLACK + GOLD

QR-CS1 3x  
20-50W  
GX5.3  
230V-50Hz  
Dimmable (LC)  
359°  
30°



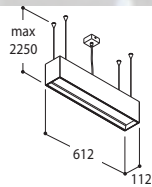
TESLA PAP SUSP  
600



3.7

**886217** TEXT. WHITE

T16 2x  
14/24W  
G5  
230V-50Hz



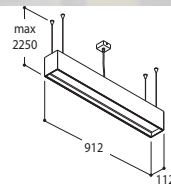
TESLA PAP SUSP  
900



5.5

**886417** TEXT. WHITE

T16 2x  
21/39W  
G5  
230V-50Hz



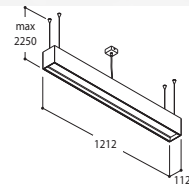
TESLA PAP SUSP  
1200



7.3

**886617** TEXT. WHITE

T16 2x  
28/54W  
G5  
230V-50Hz



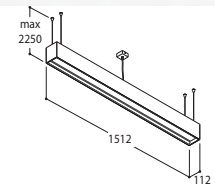
TESLA PAP SUSP  
1500



9.1

**886817** TEXT. WHITE

T16 2x  
35/49W  
G5  
230V-50Hz



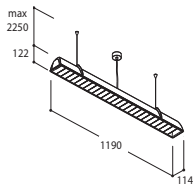


ARCHIMEDES 1



- 311000** TRANSPARENT PC
- 311001** FROSTED PC
- 311004** RED PC

T16  
28/54W  
G5  
230V-50Hz

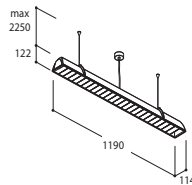


ARCHIMEDES 2



- 311100** TRANSPARENT PC
- 311101** FROSTED PC
- 311104** RED PC

T16 2x  
28/54W  
G5  
230V-50Hz

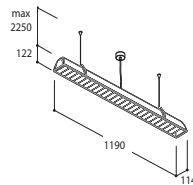


ARCHIMEDES 1  
DIMM



- 311200** DIMM 1/10V TRANSPARENT PC
- 311201** DIMM 1/10V FROSTED PC
- 311204** DIMM 1/10V RED PC

T16  
28/54W  
G5  
230V-50Hz

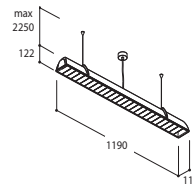


ARCHIMEDES 2  
DIMM



- 311300** DIMM 1/10V TRANSPARENT PC
- 311301** DIMM 1/10V FROSTED PC
- 311304** DIMM 1/10V RED PC

T16 2x  
28/54W  
G5  
230V-50Hz






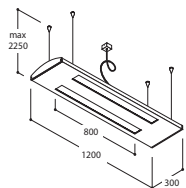
4U PAP 21-39W



6.5

**809012** ANO  
**809047** TEXT. WHITE

 T16 2x  
21-39W  
G5  
230V-50Hz




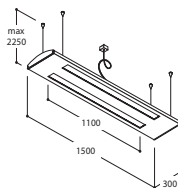
4U PAP 28-54W



8.5

**809112** ANO  
**809147** TEXT. WHITE

 T16 2x  
28-54W  
G5  
230V-50Hz




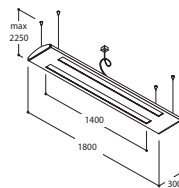
4U PAP 35-49W



8.5

**809212** ANO  
**809247** TEXT. WHITE

 T16 2x  
35-49-80W  
G5  
230V-50Hz



TAILOR MADE VERSIONS SEE: PROFILE SYSTEMS



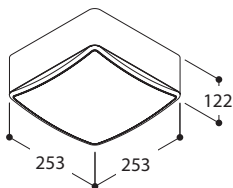


MR. NORMAN  
DOWN



**176047** TEXT. WHITE  
**176026** TEXT. BLACK

TC-L 2x  
18W  
2G11  
230V-50Hz

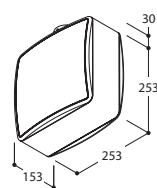


MR. NORMAN  
UP-DOWN



**176147** TEXT. WHITE  
**176126** TEXT. BLACK

TC-L 2x  
18W  
2G11  
230V-50Hz

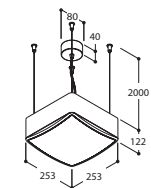


MR. NORMAN  
SUSP



**176247** TEXT. WHITE  
**176226** TEXT. BLACK

TC-L 2x  
18W  
2G11  
230V-50Hz

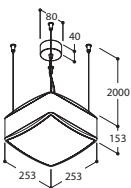


MR. NORMAN  
UP-DOWN SUSP



**176347** TEXT. WHITE  
**176326** TEXT. BLACK

TC-L 2x  
18W  
2G11  
230V-50Hz

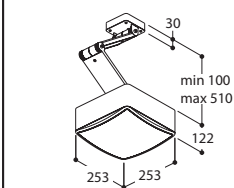


MR. NORMAN  
ARM



**176447** TEXT. WHITE  
**176426** TEXT. BLACK

TC-L 2x  
18W  
2G11  
230V-50Hz




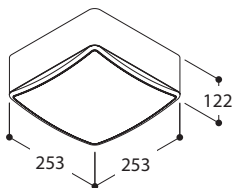


### MR. NORMAN ECO



**176847** TEXT. WHITE  
**176826** TEXT. BLACK


 TC-DSE 2x  
14W  
E27  
230V-50Hz  
Dimmable R

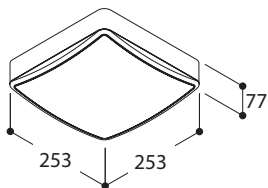


### NORMAN SLIM SM



**176526** TEXT. BLACK  
**176547** TEXT. WHITE


 TC-L 2x  
18W  
2G11  
230V-50Hz

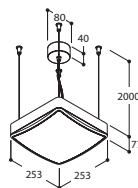


### NORMAN SLIM SUSP



**176626** TEXT. BLACK  
**176647** TEXT. WHITE


 TC-L 2x  
18W  
2G11  
230V-50Hz

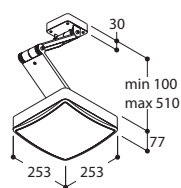


### NORMAN SLIM ARM




**176726** TEXT. BLACK  
**176747** TEXT. WHITE

 TC-L 2x  
18W  
2G11  
230V-50Hz



CEILING MOUNTED ••• MR. NORMAN





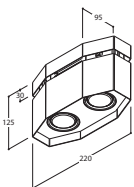


NAPIER QR-C51



- 307047** TEXT. WHITE
- 307026** BLACK + GOLD

 QR-C51 Alu. Refl. 2x  
20-50W  
GU5.3  
230V-50Hz  
Dimmable  
359°  
30°

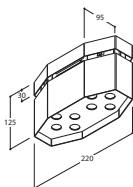


NAPIER LED



- 307247** NARROW TEXT. WHITE + CW
- 307347** NARROW TEXT. WHITE + WW
- 307326** NARROW BLACK + GOLD + WW
- 307447** WIDE TEXT. WHITE + CW
- 307547** WIDE TEXT. WHITE + WW
- 307526** WIDE BLACK + GOLD + WW

 POWERLED 8x  
3W  
230V-50Hz

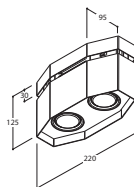


NAPIER QPAR 16



- 307147** TEXT. WHITE
- 307126** BLACK + GOLD

 QPAR16 Alu Refl 2x  
35W-50W  
359°  
30°  
GU10  
230V-50Hz  
Dimmable R





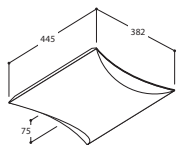


PILLOW S 22



375100 PC

 T-R16  
22W  
2GX13  
230V-50Hz

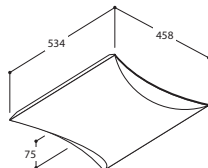


PILLOW M 40



375101 PC

 T-R16  
40W  
2GX13  
230V-50Hz

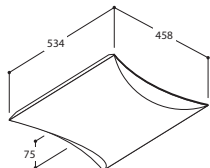


PILLOW M 55



375102 PC

 T-R16  
40W  
2GX13  
230V-50Hz

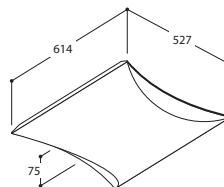


PILLOW L 60



375103 PC


 T-R16  
60W  
2GX13  
230V-50Hz

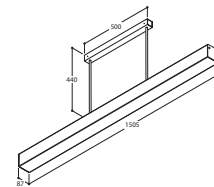


LONGBOX  
PARALLEL II










370648 TEXT. WHITE + FROSTED PC

 T16  
35W  
G5  
230V-50Hz



CEILING MOUNTED ••••







santiago 206  
new york 208  
tokio 209



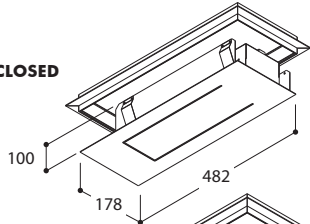
# KINETURA KINETURA KINETURA KINE

TURA KINETURA KINETURA **KINETURA**

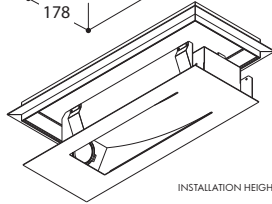
## SANTIAGO HIPAR51



**CLOSED**



**OPEN**



INSTALLATION HEIGHT 120

**303247** TEXTURED WHITE  
HI-PAR51  
35W-GX10  
4,5kV-50Hz



CONTROL UNIT: 230V-50Hz

**700309** INSTALL. FRAME FOR PLASTER  489X185

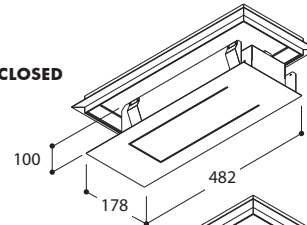
**702030** INSTALL. BOX FOR CONCRETE  534X305X140



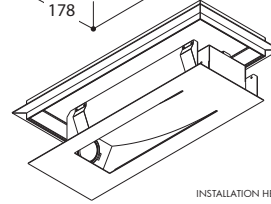
## SANTIAGO QPAR 16



**CLOSED**



**OPEN**



INSTALLATION HEIGHT 120

**303147** TEXTURED WHITE  
QPAR16  
50W-GU10  
230V-50Hz  
DIMM R



CONTROL UNIT: 230V-50Hz

**700309** INSTALL. FRAME FOR PLASTER  489X185

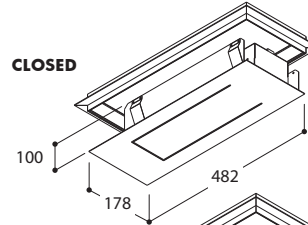
**702030** INSTALL. BOX FOR CONCRETE  534X305X140



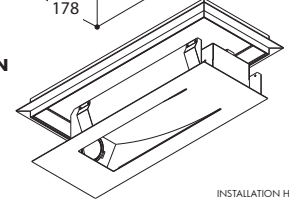
## SANTIAGO QR-C51



**CLOSED**



**OPEN**



INSTALLATION HEIGHT 120

**303047** TEXTURED WHITE  
QR-C51  
20-50W-G5.3  
12V-50Hz  
DIMM



CONTROL UNIT: 230V-50Hz


**700309** INSTALL. FRAME FOR PLASTER  489X185

**702030** INSTALL. BOX FOR CONCRETE  534X305X140



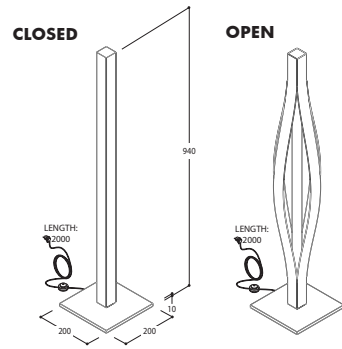
## Concept Kinetura

Transformation of an object or space to result in a different functionality:  
'Form Follows Function' in a contemporary way.  
Transformation of form by flexibility creates a 4th dimension, which  
can generate a new functional and aesthetic approach.




[WWW.KINETURA.COM](http://WWW.KINETURA.COM)

# NEW YORK



- 303947** TEXTURED WHITE
- 303926** TEXTURED BLACK

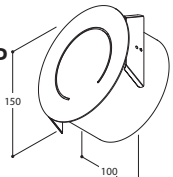
 T16 - FQ 24W  
G5  
230V-50Hz





# TOKIO

CLOSED



OPEN



140  
INSTALLATION DEPTH 00

- 303817** TEXT. WHITE + CW
- 303827** TEXT. WHITE + WW
- 303857** TEXT. WHITE + CW HO
- 303897** TEXT. WHITE + WW HO
- 303837** TEXT. WHITE + AMBER
- 303847** TEXT. WHITE + RED
- 303867** TEXT. WHITE + GREEN
- 303887** TEXT. WHITE + BLUE



LED 1W X2  
350mA DC  
CONTROL UNIT: 230V-50Hz

**170097** INSTALL. FRAME FOR PLASTER



**170077** INSTALL. BOX FOR PLASTER

150  
DEPTH 105



KINETURA® patented  
design by Xaveer Claerhout  
and Barbara Van Biervliet



1




44



102



204



210



218




222



390



424



444

- cad table 212
- cad floor 213
- paris floor 214
- fyrkant 215
- dado 216
- miral 217



212



217



213



214

# STANDALONE STANDALONE STANDALONE



216



216

ONE STANDALONE STANDALONE





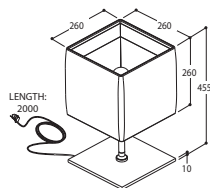
CAD TABLE



**165400** LEATHER + GOLD  
**165500** LEATHER + ANO

A60 C GOLD  
 100W  
 E27  
 230V-50Hz

A60 S SILVER  
 100W  
 E27  
 230V-50Hz

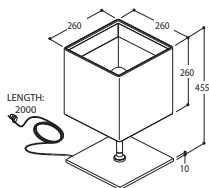


CAD TABLE TW



**185447** TEXT. WHITE

A60 S SILVER  
 100W  
 E27  
 230V-50Hz

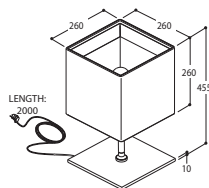


CAD TABLE B&G



**185400** BLACK + GOLD

A60 C GOLD  
 100W  
 E27  
 230V -50Hz





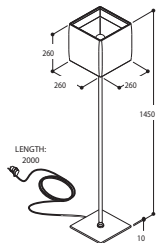
### CAD FLOOR



**165600** LEATHER + GOLD  
**165700** LEATHER + ANO

A60 C GOLD  
100W  
E27  
230V-50Hz

A60 S SILVER  
100W  
E27  
230V-50Hz

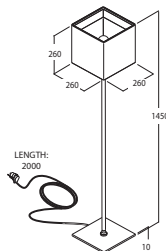


### CAD FLOOR TW



**185647** TEXT. WHITE

A60 S SILVER  
100W  
E27  
230V-50Hz

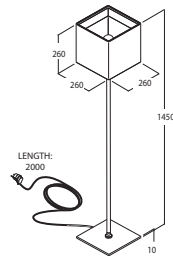


### CAD FLOOR B&G



**185600** BLACK + GOLD

A60 C GOLD  
100W  
E27  
230V -50Hz





PARIS FLOOR



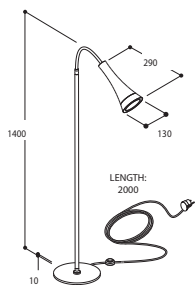
444926 BLACK + GOLD





QPAR 80  
75W  
E27  
230V-50Hz



CFL R80  
15W  
E27  
230V-50Hz



STAND ALONE ●●● PARIS FLOOR





FYRKANT E14

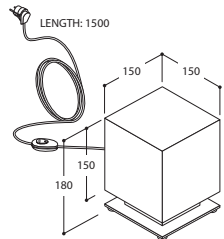


2,2

370710 BRUSHED ALU + FROSTED PC



C35  
40W  
E14  
230V-50Hz



FYRKANT E27

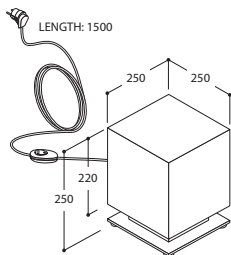


2,9

370720 BRUSHED ALU + FROSTED PC



A60  
60W  
E27  
230V-50Hz





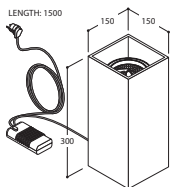
DADO QRIII



- 370347** TEXT. WHITE
- 370760** BRUSHED ALU
- 370761** TEXT. BLACK



QR-LP111  
35-100W  
G53  
230V-50Hz  
Dimmable LC



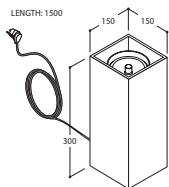
DADO HIPARIII



- 370847** TEXT. WHITE
- 370860** BRUSHED ALU
- 370861** TEXT. BLACK



HI PAR111  
35W  
GX8.5  
230V-50Hz







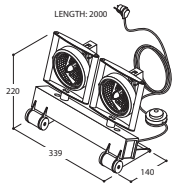
MIRAL 2F



137124 BRUSHED ALU



QR-LP111 2x  
35-50W  
G53  
230V-50Hz  
Dimmable LC  
359°  
30°



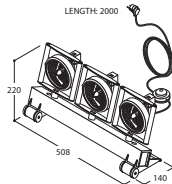
MIRAL 3F



137324 BRUSHED ALU



QR-LP111 3x  
35-50W  
G53  
230V-50Hz  
Dimmable LC  
359°  
30°



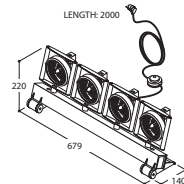
MIRAL 4F



137524 BRUSHED ALU



QR-LP111 4x  
35-50W  
G53  
230V-50Hz  
Dimmable LC  
359°  
30°





1




44



102



204



210



218




222



390



424



444


- incas moby 220
- incas r 221
- incas II 224
- incas 227
- tommy ikks 230
- tommy 231
- tommy trimless 244
- mini tommy ikks 254
- mini tommy 255
- mini tommy trimless 261
- rasputin 267
- mini rasputin 268
- b4 269
- hook 272
- zara 274
- cad 276
- mrs norman 282
- sieba 283
- cayley 284
- napier 286
- quad 287
- click 288
- ice box in 289
- cirkant 290
- zilos 294
- solid 295
- mini solid 296
- clo 297

# DOWNLIGHTS

- orion 298
- simplon 299
- helax 302
- mini helax 305
- spina 306
- helva 307
- nova 308
- drebbel 309
- ram c 309
- eclips 310
- projexxar 312
- 2u r pap 314
- 2u r h pap 316
- 3u r pap 316
- 3u r pap prisma 317
- becquerell r 318
- tesla r pap 319



220



231




267



276



287



221



244



268




282



288



224



254



269



283




289



295



302




309



316



296



305



309



316



297



306



310



317

# DOWNLIGHTS DOWNLIGHTS DOWNLIGHTS



LIGHTS DOWNLIGHTS **DOWNLIGHTS**





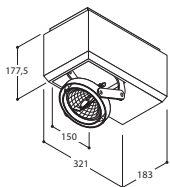
INCAS 1 MOBY



**232120** BOX + MODULE TEXT. GREY  
**232121** BOX + MODULE TEXT. WHITE



QR-LP111  
 35-100W  
 G53  
 12V-50Hz  
 Dimmable  
 30°-30°  
 90



185X323 mm  
 Installation height 230 mm



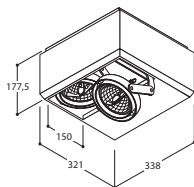
INCAS 2 MOBY



**232220** BOX + MODULE TEXT. GREY  
**232221** BOX + MODULE TEXT. WHITE



QR-LP111 2x  
 35-100W  
 G53  
 12V-50Hz  
 Dimmable  
 30°-30°  
 90



340X323 mm  
 Installation height 230 mm



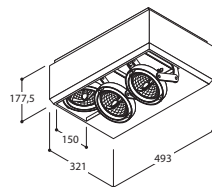
INCAS 3 MOBY



**232320** BOX + MODULE TEXT. GREY  
**232321** BOX + MODULE TEXT. WHITE



QR-LP111 3x  
 35-100W  
 G53  
 12V-50Hz  
 Dimmable  
 30°-30°  
 90



495X323 mm  
 Installation height 230 mm



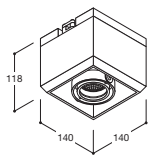


INCAS R IXQR-C5I



**932110** BOX + MODULE TEXT. WHITE  
**932111** BOX + MODULE TEXT. WHITE + CHROME

QR-C5I  
 20-50W  
 GU5,3  
 12V-50Hz  
 Dimmable  
 30°-30°



142X142 mm  
 Installation height 120 mm

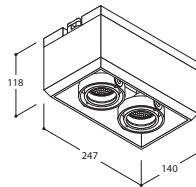


INCAS R 2XQR-C5I



**932210** BOX + MODULE TEXT. WHITE  
**932211** BOX + MODULE TEXT. WHITE + CHROME

QR-C5I 2x  
 20-50W  
 GU5,3  
 12V-50Hz  
 Dimmable  
 30°-30°



142X249 mm  
 Installation height 120 mm

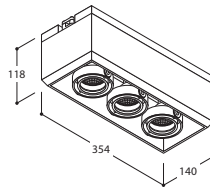


INCAS R 3XQR-C5I



**932310** BOX + MODULE TEXT. WHITE  
**932311** BOX + MODULE TEXT. WHITE + CHROME

QR-C5I 3x  
 20-50W  
 GU5,3  
 12V-50Hz  
 Dimmable  
 30°-30°



142X356 mm  
 Installation height 120 mm

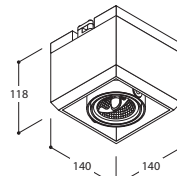


INCAS R IXQR70



**933130** BOX + MODULE TEXT. WHITE  
**933131** BOX + MODULE TEXT. WHITE + CHROME

QR-LP70  
 20-50W  
 Ba15d  
 12V-50Hz  
 Dimmable  
 30°-30°



142X142 mm  
 Installation height 120 mm

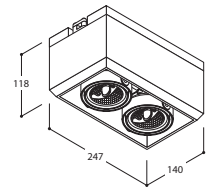


INCAS R 2XQR70



**933230** BOX + MODULE TEXT. WHITE  
**933231** BOX + MODULE TEXT. WHITE + CHROME

QR-LP70 2x  
 20-50W  
 Ba15d  
 12V-50Hz  
 Dimmable  
 30°-30°



142X249 mm  
 Installation height 120 mm





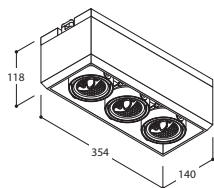
 INCAS R 3XQR70




**933330** BOX + MODULE TEXT. WHITE  
**933331** BOX + MODULE TEXT. WHITE + CHROME



QR-LP70 3x  
 20-50W  
 Ba15d  
 12V-50Hz  
 Dimmable  
 30°-30°



 142X356 mm  
 Installation height 120 mm



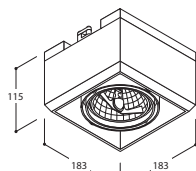
 INCAS R 1XQR111




**932120** BOX + MODULE TEXT. WHITE  
**932121** BOX + MODULE TEXT. WHITE + CHROME



QR-LP111  
 35-100W  
 G53  
 12V-50Hz  
 Dimmable  
 30°-30°



 185X185 mm  
 Installation height 120 mm



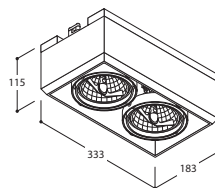
 INCAS R 2XQR111




**932220** BOX + MODULE TEXT. WHITE  
**932221** BOX + MODULE TEXT. WHITE + CHROME



QR-LP111 2x  
 35-100W  
 G53  
 12V-50Hz  
 Dimmable  
 30°-30°



 185X335 mm  
 Installation height 120 mm



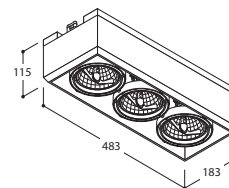
 INCAS R 3XQR111




**932320** BOX + MODULE TEXT. WHITE  
**932321** BOX + MODULE TEXT. WHITE + CHROME



QR-LP111 3x  
 35-100W  
 G53  
 12V-50Hz  
 Dimmable  
 30°-30°




 185X485 mm  
 Installation height 120 mm



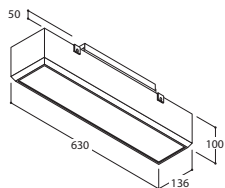


INCAS II T16 600



- 232701** 1X14W BI & BOX
- 232751** 2X14W BI & BOX
- 232700** 1X24W BI & BOX
- 232750** 2X24W BI & BOX
- 232708** 1X14W BI & BOX DIMM 1-10V
- 232758** 2X14W BI & BOX DIMM 1-10V
- 232709** 1X24W BI & BOX DIMM 1-10V
- 232759** 2X24W BI & BOX DIMM 1-10V

T16  
14W - 24W  
G5  
230V-50Hz



633X138 mm  
Installation height 150 mm

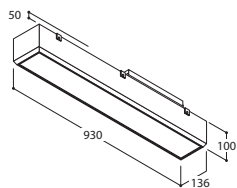


INCAS II T16 900



- 232730** 1X21W BI & BOX
- 232780** 2X21W BI & BOX
- 232731** 1X39W BI & BOX
- 232781** 2X39W BI & BOX
- 232738** 1X21W BI & BOX DIMM 1-10V
- 232788** 2X21W BI & BOX DIMM 1-10V
- 232739** 1X39W BI & BOX DIMM 1-10V
- 232789** 2X39W BI & BOX DIMM 1-10V

T16  
21W - 39W  
G5  
230V-50Hz



933X138 mm  
Installation height 150 mm

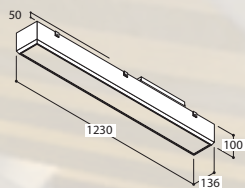


INCAS II T16 1200



- 232710** 1X28W BI & BOX
- 232760** 2X28W BI & BOX
- 232711** 1X54W BI & BOX
- 232761** 2X54W BI & BOX
- 232718** 1X28W BI & BOX DIMM 1-10V
- 232768** 2X28W BI & BOX DIMM 1-10V
- 232719** 1X54W BI & BOX DIMM 1-10V
- 232769** 2X54W BI & BOX DIMM 1-10V

T16  
28W - 54W  
G5  
230V-50Hz



1233X138 mm  
Installation height 150 mm

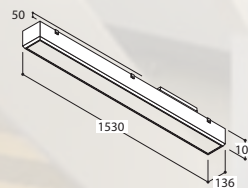


INCAS II T16 1500



- 232720** 1X35W BI & BOX
- 232770** 2X35W BI & BOX
- 232722** 1X49W BI & BOX
- 232772** 2X49W BI & BOX
- 232728** 1X35W BI & BOX DIMM 1-10V
- 232778** 2X35W BI & BOX DIMM 1-10V
- 232723** 1X49W BI & BOX DIMM 1-10V
- 232773** 2X49W BI & BOX DIMM 1-10V

T16  
35W - 49W  
G5  
230V-50Hz



1533X138 mm  
Installation height 150 mm














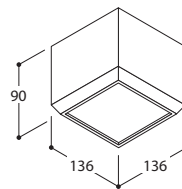
INCAS 100




**232900** BOX & DIFFUSOR

 TC-FSE  
6W  
GX 53  
230V-50Hz

 LED  
1,5W  
GX 53  
230V-50Hz



 138X138 mm  
Installation height 100 mm



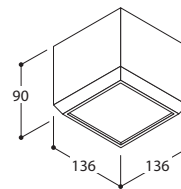
INCAS 100 LED



**232910** BOX & DIFFUSOR CW  
**232920** BOX & DIFFUSOR WW  
**232930** BOX & DIFFUSOR AMBER  
**232940** BOX & DIFFUSOR RED  
**232960** BOX & DIFFUSOR GREEN  
**232980** BOX & DIFFUSOR ROYAL BLUE

 POWERLED 3x  
3,6W  
24V DC

 CONVERTER P. 454



 138X138 mm  
Installation height 100 mm



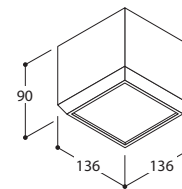
INCAS 100 LED  
RGB




**232990** RGB

 4W  
POWERLED RGB 4W  
350mA DC

 930900 RGB DRIVERS P. 455



 138X138 mm  
Installation height 100 mm





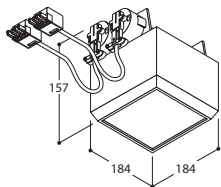
INCAS 180




**232851** 2X13W BOX

 TC-DEL 2x  
13W  
G24q-1  
230V-50Hz

●  
232858 REFLECTOR & DIFFUSOR  
230111 B H 2X13W EVG NOT DIMM  
230121 B H 2X13W EVG SWITCH DIMM




 186X186 mm  
Installation height 175 mm



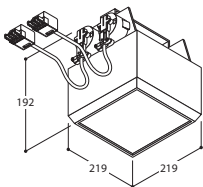
INCAS 215




**232861** 2X18W BOX

 TC-DEL 2x  
18W  
G24q-2  
230V-50Hz

●  
232868 REFLECTOR & DIFFUSOR  
230112 B H 2X18W EVG NOT DIMM  
230122 B H 2X18W DIMM 1-10V




 221X221 mm  
Installation height 215 mm



INCAS 250



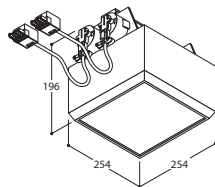
**232871** 2X26W BOX  
**232872** 2X32W BOX  
**232873** 2X42W BOX


 TC-DEL 2x  
26W  
G24q-3  
230V-50Hz

 TC-TEL 2x  
32W  
GX24q-3  
230V-50Hz


 TC-TEL 2x  
42W  
GX24q-4  
230V-50Hz

●  
232878 REFLECTOR & DIFFUSOR  
230114 B H 2X26/32/42W EVG NOT DIMM  
230123 B H 2X26/32/42W 1-10V DIM



 256X256 mm  
Installation height 220 mm







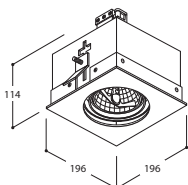
TOMMY IKKS 1



700105 STAINL. STEEL

QR-LP111  
35-100W  
G53  
12V-50Hz  
Dimmable  
☉ 30°-30°

- 700199 INSTAL. FRAME FOR PLASTER  
 230X305
- 700198 INSTAL. BOX FOR PLASTER  
 230X305X140



175X175 mm  
Installation height 120 mm



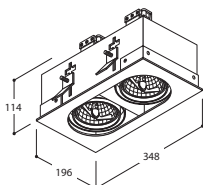
TOMMY IKKS 2



700205 STAINL. STEEL

QR-LP111 2x  
35-100W  
G53  
12V-50Hz  
Dimmable  
☉ 30°-30°

- 700299 INSTAL. FRAME FOR PLASTER  
 382X305
- 700298 INSTAL. BOX FOR PLASTER  
 382X305X140



327X175 mm  
Installation height 120 mm



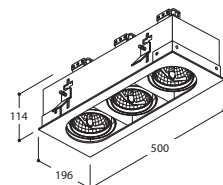
TOMMY IKKS 3



700305 STAINL. STEEL

QR-LP111 3x  
35-100W  
G53  
12V-50Hz  
Dimmable  
☉ 30°-30°

- 700399 INSTAL. FRAME FOR PLASTER  
 534X305
- 700398 INSTAL. BOX FOR PLASTER  
 534X305X140



479X175 mm  
Installation height 120 mm



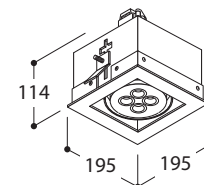
TOMMY I PASCAL



- 321017 NARROW TEXT. WHITE + CW
- 321011 NARROW TEXT. WHITE + CHROME + CW
- 321016 NARROW TEXT. BLACK + CW
- 321027 NARROW TEXT. WHITE + WW
- 321021 NARROW TEXT. WHITE + CHROME + WW
- 321026 NARROW TEXT. BLACK + WW
- 321117 WIDE TEXT. WHITE + CW
- 321111 WIDE TEXT. WHITE + CHROME + CW
- 321116 WIDE TEXT. BLACK + CW
- 321127 WIDE TEXT. WHITE + WW
- 321121 WIDE TEXT. WHITE + CHROME + WW
- 321126 WIDE TEXT. BLACK + WW

POWERLED 4x  
3W  
700mA DC  
Dimmable  
☉ 30°-30°

- 700199 INSTAL. FRAME FOR PLASTER  
 230X305
- 700198 INSTAL. BOX FOR PLASTER  
 230X305X140  
[CONVERTER P. 454](#)




175x175 mm  
Installation height 120 mm





### TOMMY | QR III

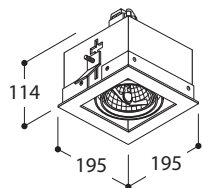


- 740100** TEXT. WHITE
- 106120** TEXT. WHITE + CHROME
- 700100** TEXT. GREY +BLACK



QR-LP111  
35-100W  
G53  
12V-50Hz  
Dimmable  
30°-30°


- 700199** INSTAL. FRAME FOR PLASTER  
230X305
- 700198** INSTAL. BOX FOR PLASTER  
230X305X140



175x175 mm  
Installation height 120 mm



### TOMMY | HIT



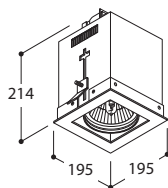
- 750190** TEXT. WHITE
- 700190** TEXT. GREY +BLACK



HIT  
35-70W  
35° - G12  
4.5KV - 50Hz  
30°-30°

- 700199** INSTAL. FRAME FOR PLASTER  
230X305
- 700197** INSTAL. BOX FOR PLASTER  
230X305X240

- 495002 UV FILTER
- 495001 MATT GLASS
- 700995 15° REFLECTOR
- 700996 50° REFLECTOR



175x175 mm  
Installation height 220 mm



### TOMMY | HST



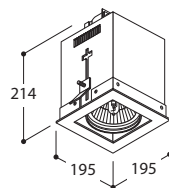
- 750191** TEXT. WHITE
- 700191** TEXT. GREY +BLACK



HST  
50-100W  
35° - GX12-1  
4.5KV - 50Hz  
30°-30°

- 700199** INSTAL. FRAME FOR PLASTER  
230X305
- 700197** INSTAL. BOX FOR PLASTER  
230X305X240

- 495002 UV FILTER
- 495001 MATT GLASS
- 701000 15° REFLECTOR
- 701001 50° REFLECTOR



175x175 mm  
Installation height 220 mm



### TOMMY | HIPAR30

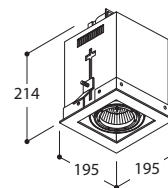


- 704110** TEXT. WHITE
- 700110** TEXT. GREY +BLACK



HI PAR-L 30  
35-70W  
E27h  
4.5KV - 50Hz  
30°-30°

- 700199** INSTAL. FRAME FOR PLASTER  
230X305
- 700197** INSTAL. BOX FOR PLASTER  
230X305X240



175x175 mm  
Installation height 220 mm



### TOMMY | HIPAR III

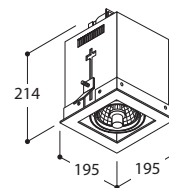


- 750192** TEXT. WHITE
- 700192** TEXT. GREY +BLACK



HI PAR111  
35-70W  
GX8,5  
4.5KV - 50Hz  
30°-30°

- 700199** INSTAL. FRAME FOR PLASTER  
230X305
- 700197** INSTAL. BOX FOR PLASTER  
230X305X240



175x175 mm  
Installation height 220 mm





TOMMY & PASCAL



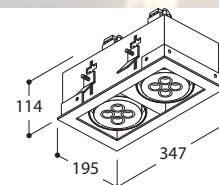
- 322017** NARROW TEXT. WHITE + CW
- 322011** NARROW TEXT. WHITE + CHROME + CW
- 322016** NARROW TEXT. BLACK + CW
- 322027** NARROW TEXT. WHITE + WW
- 322021** NARROW TEXT. WHITE + CHROME + WW
- 322026** NARROW TEXT. BLACK + WW
- 322117** WIDE TEXT. WHITE + CW
- 322111** WIDE TEXT. WHITE + CHROME + CW
- 322116** WIDE TEXT. BLACK + CW
- 322127** WIDE TEXT. WHITE + WW
- 322121** WIDE TEXT. WHITE + CHROME + WW
- 322126** WIDE TEXT. BLACK + WW



POWERLED 8x  
3W  
700mA DC  
Dimmable  
30°-30°



- 700299 INSTAL. FRAME FOR PLASTER  
382X305
- 700298 INSTAL. BOX FOR PLASTER  
382X305X140  
[CONVERTER P. 454](#)



327X175 mm  
Installation height 120 mm





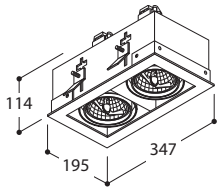
### TOMMY 2 QR III



- 740200** TEXT. WHITE
- 106220** TEXT. WHITE + CHROME
- 700200** TEXT. GREY +BLACK

- QR-LP111 2x  
35-100W  
G53  
12V-50Hz  
Dimmable  
30°-30°


- 700299 INSTAL. FRAME FOR PLASTER  
382X305
- 700298 INSTAL. BOX FOR PLASTER  
382X305X140



327X175 mm  
Installation height 120 mm



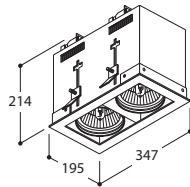
### TOMMY 2 HIT



- 750290** TEXT. WHITE
- 700290** TEXT. GREY +BLACK

- HIT 2x  
35-70W  
35° - G12  
4.5KV - 50Hz  
30°-30°


- 700299 INSTAL. FRAME FOR PLASTER  
382X305
- 700297 INSTAL. BOX FOR PLASTER  
382X305X240
- 495002 UV FILTER
- 495001 MATT GLASS
- 700995 15° REFLECTOR
- 700996 50° REFLECTOR



327X175 mm  
Installation height 220 mm



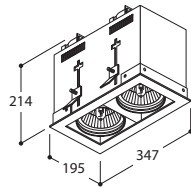
### TOMMY 2 HST



- 750291** TEXT. WHITE
- 700291** TEXT. GREY +BLACK

- HST 2x  
50-100W  
35° - GX12-1  
4.5KV - 50Hz  
30°-30°

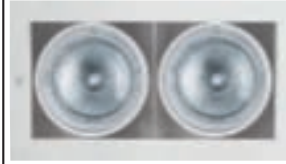
- 700299 INSTAL. FRAME FOR PLASTER  
382X305
- 700297 INSTAL. BOX FOR PLASTER  
382X305X240
- 495002 UV FILTER
- 495001 MATT GLASS
- 701000 15° REFLECTOR
- 701001 50° REFLECTOR



327X175 mm  
Installation height 220 mm



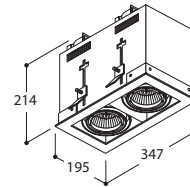
### TOMMY 2 HIPAR 30



- 740210** TEXT. WHITE
- 700210** TEXT. GREY +BLACK

- HI PAR-L 30 2x  
35-70W  
E27h  
4.5KV - 50Hz  
30°-30°

- 700299 INSTAL. FRAME FOR PLASTER  
382X305
- 700297 INSTAL. BOX FOR PLASTER  
382X305X240



327X175 mm  
Installation height 220 mm



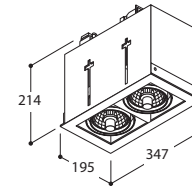
### TOMMY 2 HIPAR III



- 750292** TEXT. WHITE
- 700292** TEXT. GREY +BLACK

- HI PAR111 2x  
35-70W  
GX8,5  
4.5KV - 50Hz  
30°-30°

- 700299 INSTAL. FRAME FOR PLASTER  
382X305
- 700297 INSTAL. BOX FOR PLASTER  
382X305X240



327X175 mm  
Installation height 220 mm





TOMMY 3  
PASCAL

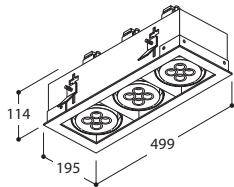


- 323017** NARROW TEXT. WHITE + CW
- 323011** NARROW TEXT. WHITE + CHROME + CW
- 323016** NARROW TEXT. BLACK + CW
- 323027** NARROW TEXT. WHITE + WW
- 323021** NARROW TEXT. WHITE + CHROME + WW
- 323026** NARROW TEXT. BLACK + WW
- 323117** WIDE TEXT. WHITE + CW
- 323111** WIDE TEXT. WHITE + CHROME + CW
- 323116** WIDE TEXT. BLACK + CW
- 323127** WIDE TEXT. WHITE + WW
- 323121** WIDE TEXT. WHITE + CHROME + WW
- 323126** WIDE TEXT. BLACK + WW

POWERLED 12x  
3W  
700mA DC  
Dimmable  
30°-30°



- 700399** INSTAL. FRAME FOR PLASTER  
 534X305
- 700398** INSTAL. BOX FOR PLASTER  
 534X305X140  
CONVERTER P. 454



479X175 mm  
Installation height 120 mm



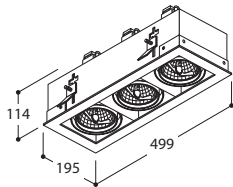
TOMMY 3 QR III



- 740300** TEXT. WHITE
- 106320** TEXT. WHITE + CHROME
- 700300** TEXT. GREY + BLACK

QR-LP111 3x  
35-100W  
G53  
12V-50Hz  
Dimmable  
30°-30°

- 700399** INSTAL. FRAME FOR PLASTER  
 534X305
- 700398** INSTAL. BOX FOR PLASTER  
 534X305X140



479X175 mm  
Installation height 120 mm



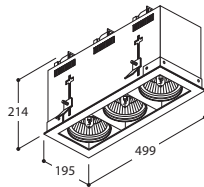
TOMMY 3 HIT



- 750390** TEXT. WHITE
- 700390** TEXT. GREY +BLACK

HIT 3x  
35-70W  
35° - G12  
4.5KV - 50Hz  
30°-30°

- 700399** INSTAL. FRAME FOR PLASTER  
 534X305
- 700397** INSTAL. BOX FOR PLASTER  
 534X305X240
- 495002** UV FILTER
- 495001** MATT GLASS
- 700995** 15° REFLECTOR
- 700996** 50° REFLECTOR



479X175 mm  
Installation height 220 mm



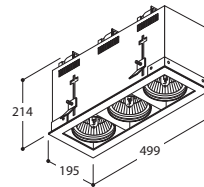
TOMMY 3 HST



- 750391** TEXT. WHITE
- 700391** TEXT. GREY +BLACK

HST 3x  
50-100W  
35° - GX12-1  
4.5KV - 50Hz  
30°-30°

- 700399** INSTAL. FRAME FOR PLASTER  
 534X305
- 700397** INSTAL. BOX FOR PLASTER  
 534X305X240
- 495002** UV FILTER
- 495001** MATT GLASS
- 701000** 15° REFLECTOR
- 701001** 50° REFLECTOR



479X175 mm  
Installation height 220 mm



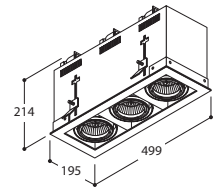
TOMMY 3  
HIPAR 30



- 740310** TEXT. WHITE
- 700310** TEXT. GREY +BLACK

HI PAR-L 30 3x  
35-70W  
E27h  
4.5KV - 50Hz  
30°-30°

- 700399** INSTAL. FRAME FOR PLASTER  
 534X305
- 700397** INSTAL. BOX FOR PLASTER  
 534X305X240



479X175 mm  
Installation height 220 mm







TOMMY 3 HIPAR III

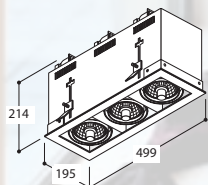



- 750392 TEXT. WHITE
- 700392 TEXT. GREY +BLACK




HI PAR111 3x  
 35-70W  
 GX8,5  
 4.5KV - 50Hz  
 30°-30°

- 700399 INSTAL. FRAME FOR PLASTER  
 534X305
- 700397 INSTAL. BOX FOR PLASTER  
 534X305X240



 479X175 mm  
 Installation height 220 mm





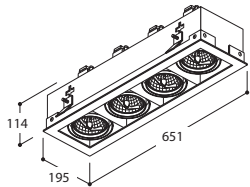
TOMMY LINE 4  
QRIII



**750900** TEXT. WHITE  
**700900** TEXT. GREY +BLACK

QR-LP111 4x  
35-100W  
G53  
12V-50Hz  
Dimmable  
30°-30°

700999 INSTAL. FRAME FOR PLASTER  
 686X305  
700998 INSTAL. BOX FOR PLASTER  
 686X305X140



631X175 mm  
Installation height 120 mm



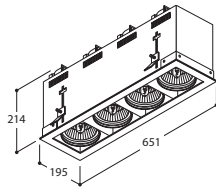
TOMMY LINE 4 HIT



**750990** TEXT. WHITE  
**700990** TEXT. TEXT. GREY + BLACK

HIT 4x  
35-70W  
35° - G12  
4.5KV - 50Hz  
30°-30°

700999 INSTAL. FRAME FOR PLASTER  
 686X305  
701002 INSTAL. BOX FOR PLASTER  
 686X305X240  
495002 UV FILTER  
495001 MATT GLASS  
700995 15° REFLECTOR  
700996 50° REFLECTOR



631X175 mm  
Installation height 220 mm



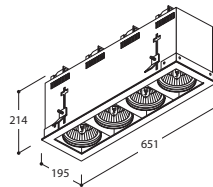
TOMMY LINE 4  
HST



**750911** TEXT. WHITE  
**700911** TEXT. GREY +BLACK

HST 4x  
50-100W  
35° - GX12-1  
4.5KV - 50Hz  
30°-30°

700999 INSTAL. FRAME FOR PLASTER  
 686X305  
701002 INSTAL. BOX FOR PLASTER  
 686X305X240  
495002 UV FILTER  
495001 MATT GLASS  
701000 15° REFLECTOR  
701001 50° REFLECTOR



631X175 mm  
Installation height 220 mm



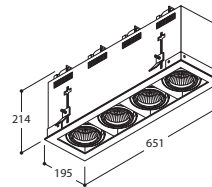
TOMMY LINE 4  
HIPAR30



**750910** TEXT. WHITE  
**700910** TEXT. GREY +BLACK

HI PAR-L 30 4x  
35-70W  
E27h  
4.5KV - 50Hz  
30°-30°

700999 INSTAL. FRAME FOR PLASTER  
 686X305  
701002 INSTAL. BOX FOR PLASTER  
 686X305X240



631X175 mm  
Installation height 220 mm



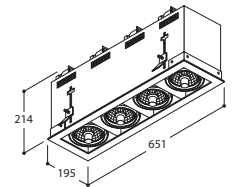
TOMMY LINE 4  
HIPARIII



**750912** TEXT. WHITE  
**700912** TEXT. GREY +BLACK


HI PAR111 4x  
35-70W  
GX8,5  
4.5KV - 50Hz  
30°-30°

700999 INSTAL. FRAME FOR PLASTER  
 686X305  
701002 INSTAL. BOX FOR PLASTER  
 686X305X240



631X175 mm  
Installation height 220 mm







TOMMY 4 QRIII

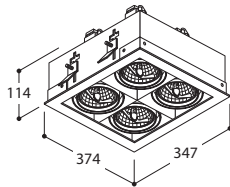


**740400** TEXT. WHITE  
**700400** TEXT. GREY +BLACK



QR-LP111 4x  
 35-100W  
 G53  
 12V-50Hz  
 Dimmable  
 30°-30°


- 700499 INSTAL. FRAME FOR PLASTER  
 382X457
- 700498 INSTAL. BOX FOR PLASTER  
 382X457X140



327X327 mm  
 Installation height 120 mm



TOMMY 4 HIT

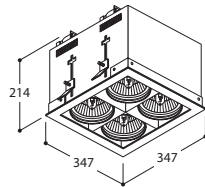


**750490** TEXT. WHITE  
**700490** TEXT. GREY +BLACK



HIT 4x  
 35-70W  
 35° - G12  
 4.5KV - 50Hz  
 30°-30°

- 700499 INSTAL. FRAME FOR PLASTER  
 382X457
- 700497 INSTAL. BOX FOR PLASTER  
 382X457X240
- 495002 UV FILTER
- 495001 MATT GLASS
- 700995 15° REFLECTOR
- 700996 50° REFLECTOR



327X327 mm  
 Installation height 220 mm



TOMMY 4 HST

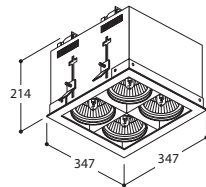


**750491** TEXT. WHITE  
**700491** TEXT. GREY +BLACK



HST 4x  
 50-100W  
 35° - GX12-1  
 4.5KV - 50Hz  
 30°-30°


- 700499 INSTAL. FRAME FOR PLASTER  
 382X457
- 700497 INSTAL. BOX FOR PLASTER  
 382X457X240
- 495002 UV FILTER
- 495001 MATT GLASS
- 701000 15° REFLECTOR
- 701001 50° REFLECTOR



327X327 mm  
 Installation height 220 mm



TOMMY 4 HIPAR30

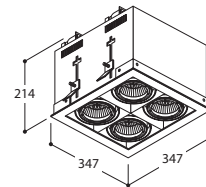


**740410** TEXT. WHITE  
**700410** TEXT. GREY +BLACK



HI PAR-L 30 4x  
 35-70W  
 E27h  
 4.5KV - 50Hz  
 30°-30°


- 700499 INSTAL. FRAME FOR PLASTER  
 382X457
- 700497 INSTAL. BOX FOR PLASTER  
 382X457X240



327X327 mm  
 Installation height 220 mm



TOMMY 4 HIPARIII

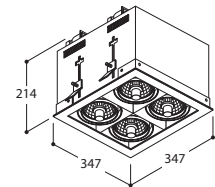


**750492** TEXT. WHITE  
**700492** TEXT. GREY +BLACK



HI PAR111 4x  
 35-70W  
 GX8,5  
 4.5KV - 50Hz  
 30°-30°

- 700499 INSTAL. FRAME FOR PLASTER  
 382X457
- 700497 INSTAL. BOX FOR PLASTER  
 382X457X240



327X327 mm  
 Installation height 220 mm









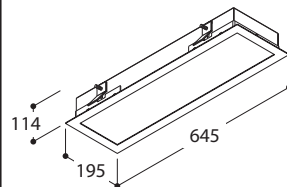
TOMMY TC-L 1x55




**730047** TEXT. WHITE  
**730026** TEXT. GREY

 TC-L  
 55W  
 2G11  
 230V-50Hz

 700999 INSTAL. FRAME FOR PLASTER  
 653X305  
 700998 INSTAL. BOX FOR PLASTER  
 653X305X140




 625X175 mm  
 Installation height 120 mm






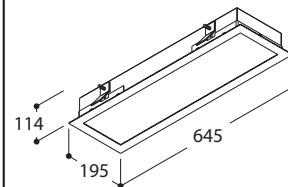
TOMMY TC-L  
 2x55




**730147** TEXT. WHITE  
**730126** TEXT. GREY

 TC-L 2x  
 55W  
 2G11  
 230V-50Hz

 700999 INSTAL. FRAME FOR PLASTER  
 653X305  
 700998 INSTAL. BOX FOR PLASTER  
 653X305X140



 625X175 mm  
 Installation height 120 mm





**TOMMY COMBI**  
**2QRIII- HIT**

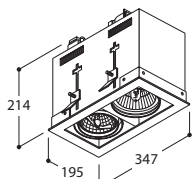


**780218** TEXT. WHITE  
**780205** TEXT. GREY + BLACK

QR-LP111  
35-100W  
G53  
12V-50Hz  
30°-30°

HIT  
35-70W  
G12  
4,5kV  
30°-30°

700299 INSTAL. FRAME FOR PLASTER  
382X305  
700297 INSTAL. BOX FOR PLASTER  
382X305X240



327x175 mm  
Installation height 220 mm



**TOMMY COMBI**  
**2QRIII- HIPARIII**

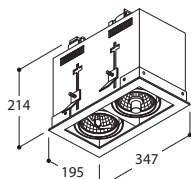


**781218** TEXT. WHITE  
**781205** TEXT. GREY + BLACK

QR-LP111  
35-100W  
G53  
12V-50Hz  
30°-30°

HI PAR111  
35-70W  
GX8,5  
4,5kV  
30°-30°

700299 INSTAL. FRAME FOR PLASTER  
382X305  
700297 INSTAL. BOX FOR PLASTER  
382X305X240



327x175 mm  
Installation height 220 mm



**TOMMY COMBI**  
**3QRIII- HIT**

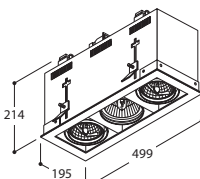


**780318** TEXT. WHITE  
**780305** TEXT. GREY + BLACK

QR-LP111 2x  
35-100W  
G53  
12V-50Hz  
30°-30°

HIT  
35-70W  
G12  
4,5kV  
30°-30°

700399 INSTAL. FRAME FOR PLASTER  
534X305  
700397 INSTAL. BOX FOR PLASTER  
534X305X240



479x175 mm  
Installation height 220 mm



**TOMMY COMBI**  
**3QRIII- HIPARIII**

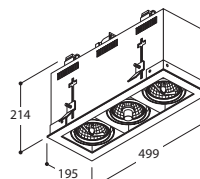


**781318** TEXT. WHITE  
**781305** TEXT. GREY + BLACK

QR-LP111 2x  
35-100W  
G53  
12V-50Hz  
30°-30°

HI PAR111  
35-70W  
GX8,5  
4,5kV  
30°-30°


700399 INSTAL. FRAME FOR PLASTER  
534X305  
700397 INSTAL. BOX FOR PLASTER  
534X305X240



479x175 mm  
Installation height 220 mm



**TOMMY COMBI**  
**2QRIII- 2HIT**

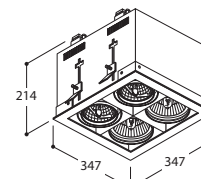


**780418** TEXT. WHITE  
**780405** TEXT. GREY + BLACK

QR-LP111 2x  
35-100W  
G53  
12V-50Hz  
30°-30°

HIT 2x  
35-70W  
G12  
4,5kV  
30°-30°

700499 INSTAL. FRAME FOR PLASTER  
382X457  
700497 INSTAL. BOX FOR PLASTER  
382X457X240



327X327 mm  
Installation height 220 mm









**TOMMY COMBI**  
2QRIII- 2HIPARIII



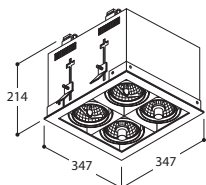
**781318** TEXT. WHITE  
**781305** TEXT. GREY + BLACK

QR-LP111 2x  
35-100W  
G53  
12V-50Hz  
☉ 30°-30°

HI PAR111 2x  
35-70W  
GX8,5  
4,5kV  
☉ 30°-30°

700499 INSTAL. FRAME FOR PLASTER  
 382X457

700497 INSTAL. BOX FOR PLASTER  
 382X457X240



327X327 mm  
Installation height 220 mm



**TOMMY LINE**  
2QRIII-TC-L 55W



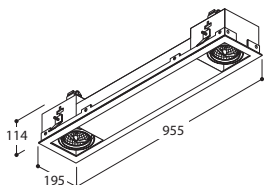
**760910** TEXT. WHITE  
**730910** TEXT. GREY + BLACK

QR-LP111 2x  
35-100W  
G53  
12V-50Hz  
☉ 30°-30°

TC-L  
55W  
2G11  
230V-50Hz

702041 INSTAL. FRAME FOR PLASTER  
 990X305

702042 INSTAL. BOX FOR PLASTER  
 990X305X140



935X175 mm  
Installation height 120 mm



**TOMMY LINE**  
4QRIII-TC-L 55W



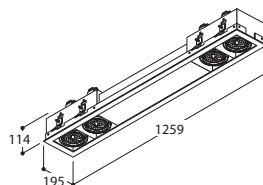
**760900** TEXT. WHITE  
**730900** TEXT. GREY + BLACK

QR-LP111 4x  
35-100W  
G53  
12V-50Hz  
☉ 30°-30°


TC-L  
55W  
2G11  
230V-50Hz

730999 INSTAL. FRAME FOR PLASTER  
 1294X305

730998 INSTAL. BOX FOR PLASTER  
 1294X305X140



1239X175 mm  
Installation height 120 mm







TOMMY | PASCAL  
TRIMLESS



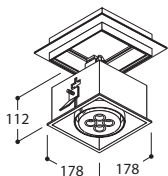
- 326017** NARROW TEXT. WHITE + CW
- 326011** NARROW TEXT. WHITE + CHROME + CW
- 326016** NARROW TEXT. BLACK + CW
- 326027** NARROW TEXT. WHITE + WW
- 326021** NARROW TEXT. WHITE + CHROME + WW
- 326026** NARROW TEXT. BLACK + WW
- 326117** WIDE TEXT. WHITE + CW
- 326111** WIDE TEXT. WHITE + CHROME + CW
- 326116** WIDE TEXT. BLACK + CW
- 326127** WIDE TEXT. WHITE + WW
- 326121** WIDE TEXT. WHITE + CHROME + WW
- 326126** WIDE TEXT. BLACK + WW

POWERLED 4x  
3W  
700mA DC  
Dimmable DIM  
☉ 30°-30°



- **700109** FRAME FOR PLASTER
- 702010** FRAME + BOX FOR CONCRETE
- 796118** SURFACE KIT LARGE 1 CI TEXT. WHITE
- 796126** SURFACE KIT LARGE 1 CI TEXT. BLACK

○ **CONVERTER P. 454**



185X185 mm  
Installation height 120 mm



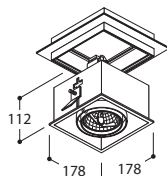
TOMMY | QR III  
TRIMLESS



- 720101** TEXT. WHITE
- 720100** TEXT. BLACK
- 108120** TEXT. WHITE + CHROME
- 108119** TEXT. BLACK + CHROME

QR-LP111  
35-100W  
G53  
12V-50Hz  
Dimmable  
☉ 30°-30°

- **700109** FRAME FOR PLASTER
- 702010** FRAME + BOX FOR CONCRETE
- 792118** SURFACE KIT LARGE 1 TI 50VA TEXT. WHITE
- 792126** SURFACE KIT LARGE 1 TI 50VA TEXT. BLACK



185X185 mm  
Installation height 120 mm



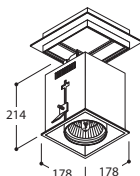
TOMMY | HIT  
TRIMLESS



- 740190** TEXT. WHITE
- 720190** TEXT. BLACK

HIT  
35-70W  
35° - G12  
4.5KV - 50Hz  
☉ 30°-30°

- **700109** FRAME FOR PLASTER
- 702110** FRAME + BOX FOR CONCRETE
- **495002** UV FILTER
- 495001** MATT GLASS
- 700995** 15° REFLECTOR
- 700996** 50° REFLECTOR



185X185 mm  
Installation height 220 mm



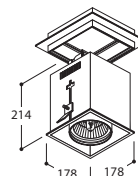
TOMMY | HST  
TRIMLESS



- 740191** TEXT. WHITE
- 720191** TEXT. BLACK

HST  
50-100W  
35° - GX12-1  
4.5KV - 50Hz  
☉ 30°-30°

- **700109** FRAME FOR PLASTER
- 702110** FRAME + BOX FOR CONCRETE
- **495002** UV FILTER
- 495001** MATT GLASS
- 701000** 15° REFLECTOR
- 701001** 50° REFLECTOR



185X185 mm  
Installation height 220 mm



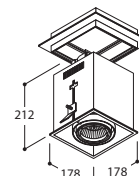
TOMMY | HIPAR 30  
TRIMLESS



- 720111** TEXT. WHITE
- 720110** TEXT. BLACK

HI PAR-L 30  
35-70W  
E27h  
4.5KV - 50Hz  
☉ 30°-30°

- **700109** FRAME FOR PLASTER
- 702110** FRAME + BOX FOR CONCRETE



185X185 mm  
Installation height 220 mm





TOMMY | HIPARIII  
TRIMLESS

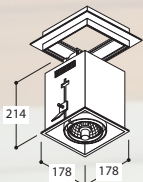



**740192** TEXT. WHITE  
**720192** TEXT. BLACK



HI PAR111  
35-70W  
GX8,5  
4.5KV - 50Hz  
30°-30°

**700109** FRAME FOR PLASTER  
**702110** FRAME + BOX FOR CONCRETE



 185X185 mm  
Installation height 220 mm



**TOMMY 2 PASCAL TRIMLESS**



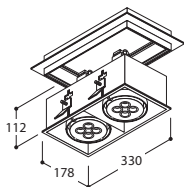
- 327017** NARROW TEXT. WHITE + CW
- 327011** NARROW TEXT. WHITE + CHROME + CW
- 327016** NARROW TEXT. BLACK + CW
- 327027** NARROW TEXT. WHITE + WW
- 327021** NARROW TEXT. WHITE + CHROME + WW
- 327026** NARROW TEXT. BLACK + WW
- 327117** WIDE TEXT. WHITE + CW
- 327111** WIDE TEXT. WHITE + CHROME + CW
- 327116** WIDE TEXT. BLACK + CW
- 327127** WIDE TEXT. WHITE + WW
- 327121** WIDE TEXT. WHITE + CHROME + WW
- 327126** WIDE TEXT. BLACK + WW

POWERLED 8x  
3W  
700mA DC  
Dimmable  
30°-30°



- 700209** FRAME FOR PLASTER
- 702020** FRAME + BOX FOR CONCRETE
- 796218** SURFACE KIT LARGE 2 CI TEXT. WHITE
- 796226** SURFACE KIT LARGE 2 CI TEXT. BLACK

CONVERTER P. 454



337X185 mm  
Installation height 120 mm



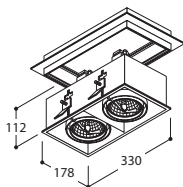
**TOMMY 2 QR III TRIMLESS**



- 720201** TEXT. WHITE
- 720200** TEXT. BLACK
- 108219** TEXT. WHITE + CHROME
- 108220** TEXT. BLACK + CHROME

QR-LP111112  
35-100W  
G53  
12V-50Hz  
Dimmable  
30°-30°

- 700209** FRAME FOR PLASTER
- 702020** FRAME + BOX FOR CONCRETE
- 792218** SURFACE KIT LARGE 2 TI 100VA TEXT. WHITE
- 792226** SURFACE KIT LARGE 2 TI 100VA TEXT. BLACK



337X185 mm  
Installation height 120 mm



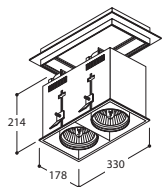
**TOMMY 2 HIT TRIMLESS**



- 740290** TEXT. WHITE
- 720290** TEXT. BLACK

HIT 2x  
35-70W  
35° - G12  
4.5KV - 50Hz  
30°-30°

- 700209** FRAME FOR PLASTER
- 702120** FRAME + BOX FOR CONCRETE
- 495002** UV FILTER
- 495001** MATT GLASS
- 700995** 15° REFLECTOR
- 700996** 50° REFLECTOR



337X185 mm  
Installation height 220 mm



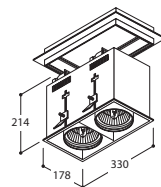
**TOMMY 2 HST TRIMLESS**



- 740291** TEXT. WHITE
- 720291** TEXT. BLACK

HST 2x  
50-100W  
35° - GX12-1  
4.5KV - 50Hz  
30°-30°

- 700209** FRAME FOR PLASTER
- 702120** FRAME + BOX FOR CONCRETE
- 495002** UV FILTER
- 495001** MATT GLASS
- 701000** 15° REFLECTOR
- 701001** 50° REFLECTOR



337X185 mm  
Installation height 220 mm



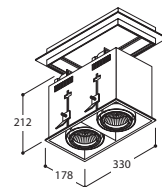
**TOMMY 2 HIPAR30 TRIMLESS**



- 720211** TEXT. WHITE
- 720210** TEXT. BLACK

HI PAR-L 30 2x  
35-70W  
E27h  
4.5KV - 50Hz  
30°-30°

- 700209** FRAME FOR PLASTER
- 702120** FRAME + BOX FOR CONCRETE



337X185 mm  
Installation height 220 mm





**TOMMY 2 HIPARIII**  
TRIMLESS

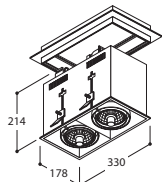


**740292** TEXT. WHITE  
**720292** TEXT. BLACK



HI PAR111 2x  
35-70W  
GX8,5  
4.5KV - 50Hz  
30°-30°

700209 FRAME FOR PLASTER  
702120 FRAME + BOX FOR CONCRETE



337X185 mm  
Installation height 220 mm



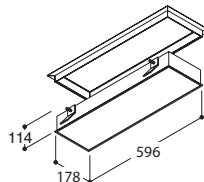
**TOMMY TC-L**  
1x55W EVC  
TRIMLESS



**740247** TEXT. WHITE  
**740202** TEXT. BLACK

TC-L  
55W  
2G11  
230V-50Hz

702343 FRAME FOR PLASTER  
702344 FRAME + BOX FOR CONCRETE



603X185 mm  
Installation height 120 mm



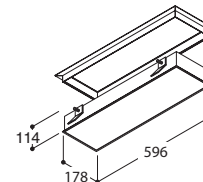
**TOMMY TC-L**  
2x55W EVC  
TRIMLESS



**740347** TEXT. WHITE  
**740302** TEXT. BLACK

TC-L 2x  
55W  
2G11  
230V-50Hz

702343 FRAME FOR PLASTER  
702344 FRAME + BOX FOR CONCRETE



603X185 mm  
Installation height 120 mm





**TOMMY 3  
PASCAL  
TRIMLESS**



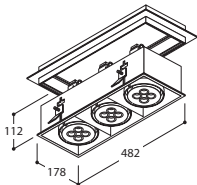
- 328017** NARROW TEXT. WHITE + CW
- 328011** NARROW TEXT. WHITE + CHROME + CW
- 328016** NARROW TEXT. BLACK + CW
- 328027** NARROW TEXT. WHITE + WW
- 328021** NARROW TEXT. WHITE + CHROME + WW
- 328026** NARROW TEXT. BLACK + WW
- 328117** WIDE TEXT. WHITE + CW
- 328111** WIDE TEXT. WHITE + CHROME + CW
- 328116** WIDE TEXT. BLACK + CW
- 328127** WIDE TEXT. WHITE + WW
- 328121** WIDE TEXT. WHITE + CHROME + WW
- 328126** WIDE TEXT. BLACK + WW

POWERLED 12x  
3W  
700mA DC  
Dimmable  
30°-30°



- 700309** FRAME FOR PLASTER
- 702030** FRAME + BOX FOR CONCRETE
- 796318** SURFACE KIT LARGE 3 CI TEXT. WHITE
- 796326** SURFACE KIT LARGE 3 CI TEXT. BLACK

CONVERTER P. 454



489x185 mm  
Installation height 120 mm



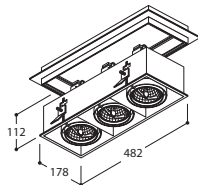
**TOMMY 3 QR III  
TRIMLESS**



- 720301** TEXT. WHITE
- 720300** TEXT. BLACK
- 108320** TEXT. WHITE + CHROME
- 108319** TEXT. BLACK + CHROME

QR-LP111 3x  
35-100W  
G53  
12V-50Hz  
Dimmable  
30°-30°

- 700309** FRAME FOR PLASTER
- 702030** FRAME + BOX FOR CONCRETE
- 792318** SURFACE KIT LARGE 3 TI 150VA TEXT. WHITE
- 792326** SURFACE KIT LARGE 3 TI 150VA TEXT. BLACK



489x185 mm  
Installation height 120 mm



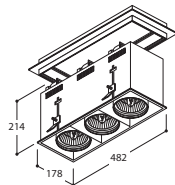
**TOMMY 3 HIT  
TRIMLESS**



- 740390** TEXT. WHITE
- 720390** TEXT. BLACK

HIT 3x  
35-70W  
35° - G12  
4.5KV - 50Hz  
30°-30°

- 700309** FRAME FOR PLASTER
- 702130** FRAME + BOX FOR CONCRETE
- 495002** UV FILTER
- 495001** MATT GLASS
- 700995** 15° REFLECTOR
- 700996** 50° REFLECTOR



489x185 mm  
Installation height 220 mm



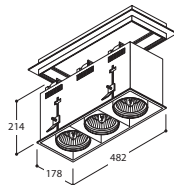
**TOMMY 3 HST  
TRIMLESS**



- 740391** TEXT. WHITE
- 720391** TEXT. BLACK

HST 3x  
50-100W  
35° - GX12-1  
4.5KV - 50Hz  
30°-30°

- 700309** FRAME FOR PLASTER
- 702130** FRAME + BOX FOR CONCRETE
- 495002** UV FILTER
- 495001** MATT GLASS
- 701000** 15° REFLECTOR
- 701001** 50° REFLECTOR



489x185 mm  
Installation height 220 mm



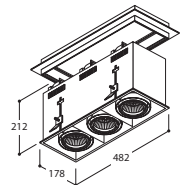
**TOMMY 3  
HIPAR 30  
TRIMLESS**



- 720311** TEXT. WHITE
- 720310** TEXT. BLACK

HI PAR-L 30 3x  
35-70W  
E27h  
4.5KV - 50Hz  
30°-30°

- 700309** FRAME FOR PLASTER
- 702130** FRAME + BOX FOR CONCRETE




489x185 mm  
Installation height 220 mm







TOMMY 3 HIPARIII  
TRIMLESS

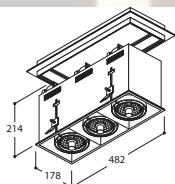


**740392** TEXT. WHITE  
**720392** TEXT. BLACK



HI PAR111 3x  
35-70W  
GX8,5  
4.5KV - 50Hz  
30°-30°

**700309** FRAME FOR PLASTER  
**702130** FRAME + BOX FOR CONCRETE



489x185 mm  
Installation height 220 mm





TOMMY 4 LINE  
QR III TRIMLESS

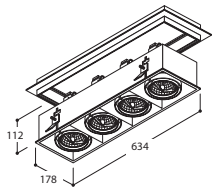


**720901** TEXT. WHITE  
**720900** TEXT. BLACK



QR-LP111 4x  
35-100W  
G53  
12V-50Hz  
Dimmable  
30°-30°

- 700909 FRAME FOR PLASTER
- 702040 FRAME + BOX FOR CONCRETE
- 792518 SURFACE KIT LARGE 4 TI 200VA TEXT. WHITE
- 792526 SURFACE KIT LARGE 4 TI 200VA TEXT. BLACK



641x185 mm  
Installation height 120 mm



TOMMY 4 LINE HIT  
TRIMLESS

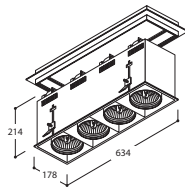


**730491** TEXT. WHITE  
**730490** TEXT. BLACK



HIT 4x  
35-70W  
35° - G12  
4.5KV - 50Hz  
30°-30°

- 700909 FRAME FOR PLASTER
- 702140 FRAME + BOX FOR CONCRETE
- 495002 UV FILTER
- 495001 MATT GLASS
- 700995 15° REFLECTOR
- 700996 50° REFLECTOR



641x185 mm  
Installation height 220 mm



TOMMY 4 LINE  
HST TRIMLESS

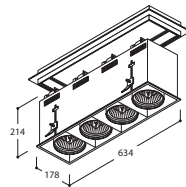


**760491** TEXT. WHITE  
**730591** TEXT. BLACK



HST 4x  
50-100W  
35° - GX12-1  
4.5KV - 50Hz  
30°-30°

- 700909 FRAME FOR PLASTER
- 702140 FRAME + BOX FOR CONCRETE
- 495002 UV FILTER
- 495001 MATT GLASS
- 701000 15° REFLECTOR
- 701001 50° REFLECTOR



641x185 mm  
Installation height 220 mm



TOMMY 4 LINE  
HIPAR 30  
TRIMLESS

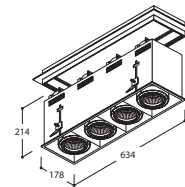


**730411** TEXT. WHITE  
**730410** TEXT. BLACK



HI PAR-L 30 4x  
35-70W  
E27h  
4.5KV - 50Hz  
30°-30°

- 700909 FRAME FOR PLASTER
- 702140 FRAME + BOX FOR CONCRETE



641x185 mm  
Installation height 220 mm



TOMMY 4 LINE  
HIPAR III TRIMLESS

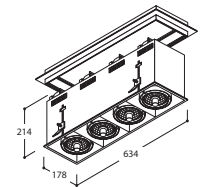


**760492** TEXT. WHITE  
**730392** TEXT. BLACK



HI PAR111 4x  
35-70W  
GX8,5  
4.5KV - 50Hz  
30°-30°

- 700909 FRAME FOR PLASTER
- 702140 FRAME + BOX FOR CONCRETE



641x185 mm  
Installation height 220 mm






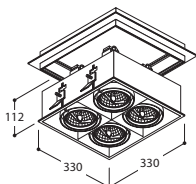
**TOMMY 4 QR III  
TRIMLESS**




**720401** TEXT. WHITE  
**720400** TEXT. BLACK

 QR-LP111 4x  
35-100W  
G53  
12V-50Hz  
Dimmable  
30°-30°

 **700409** FRAME FOR PLASTER  
**702050** FRAME + BOX FOR CONCRETE  
**792418** SURFACE KIT LARGE 4 TI 200VA TEXT.  
WHITE  
**792426** SURFACE KIT LARGE 4 TI 200VA TEXT.  
BLACK



 337x337 mm  
Installation height 120 mm





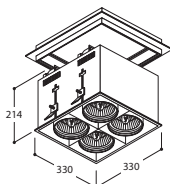
**TOMMY 4 HIT  
TRIMLESS**




**740490** TEXT. WHITE  
**720490** TEXT. BLACK

 HIT 4x  
35-70W  
35° - G12  
4.5KV - 50Hz  
30°-30°

 **700409** FRAME FOR PLASTER  
**702150** FRAME + BOX FOR CONCRETE  
 **495002** UV FILTER  
**495001** MATT GLASS  
**700995** 15° REFLECTOR  
**700996** 50° REFLECTOR



 337x337 mm  
Installation height 220 mm





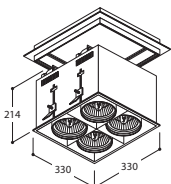
**TOMMY 4 HST  
TRIMLESS**




**740491** TEXT. WHITE  
**720491** TEXT. BLACK

 HST 4x  
50-100W  
35° - GX12-1  
4.5KV - 50Hz  
30°-30°


 **700409** FRAME FOR PLASTER  
**702150** FRAME + BOX FOR CONCRETE  
 **495002** UV FILTER  
**495001** MATT GLASS  
**701000** 15° REFLECTOR  
**701001** 50° REFLECTOR



 337x337 mm  
Installation height 220 mm



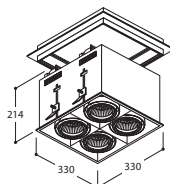
**TOMMY 4  
HIPAR30  
TRIMLESS**




**720411** TEXT. WHITE  
**720410** TEXT. BLACK

 HI PAR-L 30 4x  
35-70W  
E27h  
4.5KV - 50Hz  
30°-30°

 **700409** FRAME FOR PLASTER  
**702150** FRAME + BOX FOR CONCRETE



 337x337 mm  
Installation height 220 mm



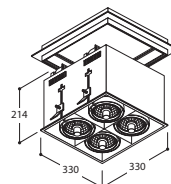
**TOMMY 4 HIPAR111  
TRIMLESS**




**740492** TEXT. WHITE  
**720492** TEXT. BLACK

 HI PAR111 4x  
35-70W  
GX8,5  
4.5KV - 50Hz  
30°-30°


 **700409** FRAME FOR PLASTER  
**702150** FRAME + BOX FOR CONCRETE



 337x337 mm  
Installation height 220 mm



**TOMMY COMBI**  
2QRIII-HIT  
TRIMLESS



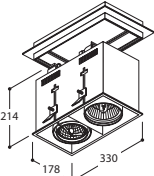
3,142

**782218** TEXT. WHITE  
**782208** TEXT. BLACK

QR-LP111  
35-100W  
G53  
12V-50Hz  
30°-30°

HIT  
35-70W  
G12  
4,5kV  
30°-30°


700209 FRAME FOR PLASTER  
702120 FRAME + BOX FOR CONCRETE



337x185 mm  
Installation height 220 mm

IP 20 CE F A

**TOMMY COMBI**  
2QRIII- HIPARIII  
TRIMLESS



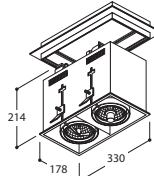
3,45

**783218** TEXT. WHITE  
**783218** TEXT. BLACK

QR-LP111  
35-100W  
G53  
12V-50Hz  
30°-30°

HI PAR111  
35-70W  
GX8,5  
4,5kV  
30°-30°


700209 FRAME FOR PLASTER  
702120 FRAME + BOX FOR CONCRETE



337x185 mm  
Installation height 220 mm

IP 20 CE F A

**TOMMY COMBI**  
3QRIII- HIT  
TRIMLESS



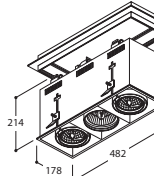
3,955

**782318** TEXT. WHITE  
**782308** TEXT. BLACK

QR-LP111 2x  
35-100W  
G53  
12V-50Hz  
30°-30°

HIT  
35-70W  
G12  
4,5kV  
30°-30°


700309 FRAME FOR PLASTER  
702130 FRAME + BOX FOR CONCRETE



489x185 mm  
Installation height 220 mm

IP 20 CE F A

**TOMMY COMBI**  
3QRIII- HIPARIII  
TRIMLESS



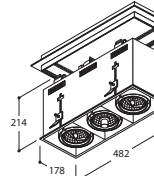
3,993

**783318** TEXT. WHITE  
**783308** TEXT. BLACK

QR-LP111 2x  
35-100W  
G53  
12V-50Hz  
30°-30°

HI PAR111  
35-70W  
GX8,5  
4,5kV  
30°-30°


700309 FRAME FOR PLASTER  
702130 FRAME + BOX FOR CONCRETE



489x185 mm  
Installation height 220 mm

IP 20 CE F A

**TOMMY COMBI**  
2QRIII - 2HIT  
TRIMLESS



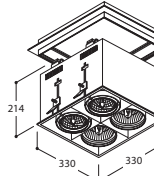
6,7

**782418** TEXT. WHITE  
**782408** TEXT. BLACK

QR-LP111 2x  
35-100W  
G53  
12V-50Hz  
30°-30°

HIT 2x  
35-70W  
G12  
4,5kV  
30°-30°

700409 FRAME FOR PLASTER  
702150 FRAME + BOX FOR CONCRETE



337x337 mm  
Installation height 220 mm


IP 20 CE F A




**TOMMY COMBI**  
2QRIII-2HIPAR III  
TRIMLESS

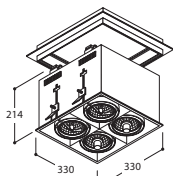



**783418** TEXT. WHITE  
**783408** TEXT. BLACK

 QR-LP111 2x  
35-100W  
G53  
12V-50Hz  
30°-30°

 HI PAR111 2x  
35-70W  
GX8,5  
4,5kV  
30°-30°


 **700409** FRAME FOR PLASTER  
**702150** FRAME + BOX FOR CONCRETE




 337x337 mm  
Installation height 220 mm




**TOMMY LINE**  
2QRIII-TC-L EVG  
TRIMLESS

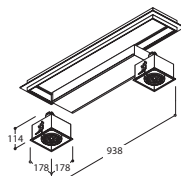



**740911** TEXT. WHITE  
**740910** TEXT. BLACK

 QR-LP111 2x  
35-100W  
G53  
12V-50Hz  
30°-30°

 TC-L  
55W  
2G11  
230V-50Hz

 **702043** FRAME FOR PLASTER  
**702044** FRAME + BOX FOR CONCRETE




 945x185 mm  
Installation height 120 mm




**TOMMY LINE**  
4QRIII-TC-L EVG  
TRIMLESS

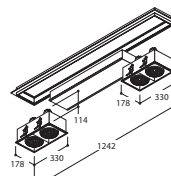



**740901** TEXT. WHITE  
**740900** TEXT. BLACK

 QR-LP111 4x  
35-100W  
G53  
12V-50Hz  
30°-30°

 TC-L  
55W  
2G11  
230V-50Hz

 **702045** FRAME FOR PLASTER  
**702046** FRAME + BOX FOR CONCRETE




 1249x185 mm  
Installation height 120 mm




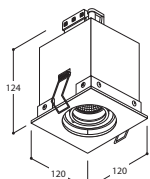
 MINI TOMMY IKKS 1




**701105** STAINL. STEEL

 QR-C51  
20-50W  
GU5,3  
12V-50Hz  
Dimmable  
☉ 30°-30°

-  **700139** MINI INSTAL. FRAME FOR PLASTER  
 200X235
- 700138** MINI INSTAL. BOX FOR PLASTER  
 200X235X150




 110X110 mm  
Installation height 130 mm




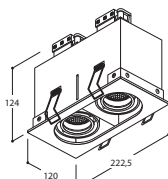
 MINI TOMMY IKKS 2




**701205** STAINL. STEEL

 QR-C51 2x  
20-50W  
GU5,3  
12V-50Hz  
Dimmable  
☉ 30°-30°

-  **700239** MINI INSTAL. FRAME FOR PLASTER  
 260X235
- 700238** MINI INSTAL. BOX FOR PLASTER  
 260X235X150




 210X110 mm  
Installation height 130 mm






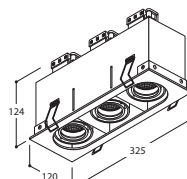
 MINI TOMMY IKKS 3




**701305** STAINL. STEEL

 QR-C51 3x  
20-50W  
GU5,3  
12V-50Hz  
Dimmable  
☉ 30°-30°

-  **700339** MINI INSTAL. FRAME FOR PLASTER  
 360X235
- 700338** MINI INSTAL. BOX FOR PLASTER  
 360X235X150



 315X110 mm  
Installation height 130 mm





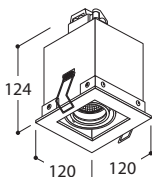
MINI TOMMY I  
QR-C51



- 700131 TEXT. WHITE
- 107120 TEXT. WHITE + CHROME
- 700130 TEXT. GREY +BLACK

QR-C51  
20-50W  
GU5,3  
12V-50Hz  
Dimmable  
30°-30°

- 700139 MINI INSTAL. FRAME FOR PLASTER  
200X235
- 700138 MINI INSTAL. BOX FOR PLASTER  
200X235X150



110X110 mm  
Installation height 130 mm



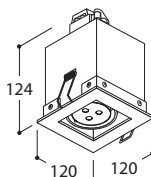
MINI TOMMY I  
PASCAL



- 324017 NARROW TEXT. WHITE + CW
- 324016 NARROW TEXT. BLACK + CW
- 324027 NARROW TEXT. WHITE + WW
- 324026 NARROW TEXT. BLACK + WW
- 324117 WIDE TEXT. WHITE + CW
- 324116 WIDE TEXT. BLACK + CW
- 324127 WIDE TEXT. WHITE + WW
- 324126 WIDE TEXT. BLACK + WW

POWERLED 3x  
1W  
350mA DC  
30°-30°

- 700139 MINI INSTAL. FRAME FOR PLASTER  
200X235
- 700138 MINI INSTAL. BOX FOR PLASTER  
200X235X150  
**CONVERTER P. 454**



110X110 mm  
Installation height 130 mm



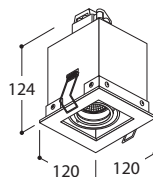
MINI TOMMY I  
QPAR16



- 700141 TEXT. WHITE
- 700140 TEXT. GREY +BLACK

QPAR16 Alu Refl  
35-50W  
GU10  
230V-50Hz  
Dimmable R  
30°-30°

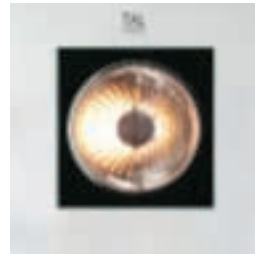
- 700139 MINI INSTAL. FRAME FOR PLASTER  
200X235
- 700138 MINI INSTAL. BOX FOR PLASTER  
200X235X150



110X110 mm  
Installation height 130 mm



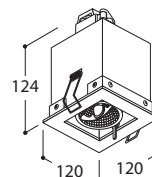
MINI TOMMY I  
QR70



- 700161 TEXT. WHITE
- 700160 TEXT. GREY +BLACK

QR-LP70  
20-50W  
Ba15d  
12V-50Hz  
Dimmable  
350°  
30°


- 700139 MINI INSTAL. FRAME FOR PLASTER  
200X235
- 700138 MINI INSTAL. BOX FOR PLASTER  
200X235X150



110X110 mm  
Installation height 130 mm



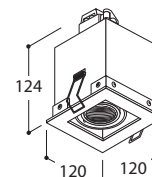
MINI TOMMY I  
HI-PAR51



- 711131 TEXT. WHITE
- 711120 TEXT. WHITE + CHROME
- 711130 TEXT. GREY +BLACK

HI-PAR51  
20-35W  
GX10  
4,5kV-50Hz  
30°-30°

- 700139 MINI INSTAL. FRAME FOR PLASTER  
200X235
- 700138 MINI INSTAL. BOX FOR PLASTER  
200X235X150



110X110 mm  
Installation height 130 mm





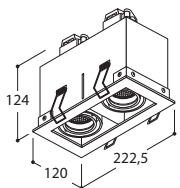
MINI TOMMY 2  
QR-CSI



- 700231 TEXT. WHITE
- 107220 TEXT. WHITE + CHRIOME
- 700230 TEXT. GREY +BLACK

QR-CSI 2x  
20-50W  
GU5,3  
12V-50Hz  
Dimmable  
30°-30°

- 700239 MINI INSTAL. FRAME FOR PLASTER  
 260X235
- 700238 MINI INSTAL. BOX FOR PLASTER  
 260X235X150



210X110 mm  
Installation height 130 mm



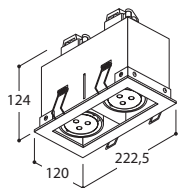
MINI TOMMY 2  
PASCAL



- 325017 NARROW TEXT. WHITE + CW
- 325016 NARROW TEXT. BLACK + CW
- 325027 NARROW TEXT. WHITE + WW
- 325026 NARROW TEXT. BLACK + WW
- 325117 WIDE TEXT. WHITE + CW
- 325116 WIDE TEXT. BLACK + CW
- 325127 WIDE TEXT. WHITE + WW
- 325126 WIDE TEXT. BLACK + WW

POWERLED 6x  
3W  
350mA DC  
30°-30°

- 700239 MINI INSTAL. FRAME FOR PLASTER  
 260X235
- 700238 MINI INSTAL. BOX FOR PLASTER  
 260X235X150  
CONVERTER P. 454



210X110 mm  
Installation height 130 mm



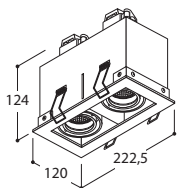
MINI TOMMY 2  
QPAR16



- 700241 TEXT. WHITE
- 700240 TEXT. GREY +BLACK

QPAR16 Alu Refl 2x  
35-50W  
GU10  
230V-50Hz  
Dimmable R  
30°-30°

- 700239 MINI INSTAL. FRAME FOR PLASTER  
 260X235
- 700238 MINI INSTAL. BOX FOR PLASTER  
 260X235X150



210X110 mm  
Installation height 130 mm



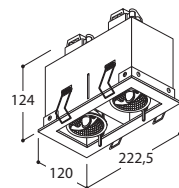
MINI TOMMY 2  
QR70



- 700261 TEXT. WHITE
- 700260 TEXT. GREY +BLACK

QR-LP70 2x  
20-50W  
Ba15d  
12V-50Hz  
Dimmable  
350°  
30°

- 700239 MINI INSTAL. FRAME FOR PLASTER  
 260X235
- 700238 MINI INSTAL. BOX FOR PLASTER  
 260X235X150



210X110 mm  
Installation height 130 mm



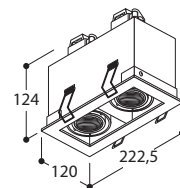
MINI TOMMY 2  
HI-PAR51



- 711231 TEXT. WHITE
- 711220 TEXT. WHITE + CHRIOME
- 711230 TEXT. GREY +BLACK

HI PAR51 2x  
20-35W  
GX10  
4,5kV-50Hz  
30°-30°


- 700239 MINI INSTAL. FRAME FOR PLASTER  
 260X235
- 700238 MINI INSTAL. BOX FOR PLASTER  
 260X235X150



210X110 mm  
Installation height 130 mm












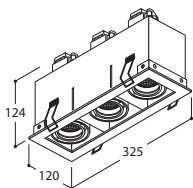
 MINI TOMMY 3  
QR-CSI




**700331** TEXT. WHITE  
**107320** TEXT. WHITE + CHROME  
**700330** TEXT. GREY +BLACK

 QR-C51 3x  
 20-50W  
 GU5,3  
 12V-50Hz  
 Dimmable  
 30°-30°

 **700339** MINI INSTAL. FRAME FOR PLASTER  
 360X235  
**700338** MINI INSTAL. BOX FOR PLASTER  
 360X235X150



 315X110 mm  
 Installation height 130 mm



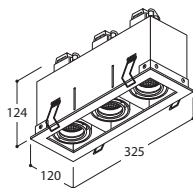
 MINI TOMMY 3  
QPAR16



**700341** TEXT. WHITE  
**700340** TEXT. GREY +BLACK

 QPAR16 Alu Refl 3x  
 35-50W  
 GU10  
 230V-50Hz  
 Dimmable R  
 30°-30°

 **700339** MINI INSTAL. FRAME FOR PLASTER  
 360X235  
**700338** MINI INSTAL. BOX FOR PLASTER  
 360X235X150



 315X110 mm  
 Installation height 130 mm





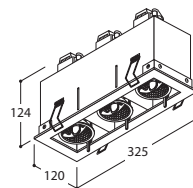
 MINI TOMMY 3  
QR70



**700361** TEXT. WHITE  
**700360** TEXT. GREY +BLACK

 QR-LP70 3x  
 20-50W  
 Ba15d  
 12V-50Hz  
 Dimmable  
 350°  
 30°

 **700339** MINI INSTAL. FRAME FOR PLASTER  
 360X235  
**700338** MINI INSTAL. BOX FOR PLASTER  
 360X235X150





 315X110 mm  
 Installation height 130 mm



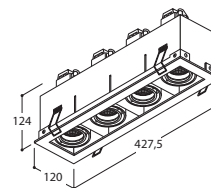
 MINI TOMMY 4  
LINE QR-CSI




**700931** TEXT. WHITE  
**700930** TEXT. GREY +BLACK

 QR-C51 4x  
 20-50W  
 GU5,3  
 12V-50Hz  
 Dimmable  
 30°-30°

 **700939** MINI INSTAL. FRAME FOR PLASTER  
 465X235  
**700938** MINI INSTAL. BOX FOR PLASTER  
 465X235X150





 417X110 mm  
 Installation height 130 mm



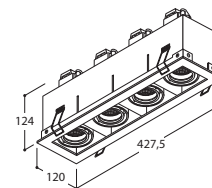
 MINI TOMMY 4  
LINE QPAR16




**700941** TEXT. WHITE  
**700940** TEXT. GREY +BLACK

 QPAR16 Alu Refl 4x  
 35-50W  
 GU10  
 230V-50Hz  
 Dimmable R  
 30°-30°

 **700939** MINI INSTAL. FRAME FOR PLASTER  
 465X235  
**700938** MINI INSTAL. BOX FOR PLASTER  
 465X235X150



 417X110 mm  
 Installation height 130 mm





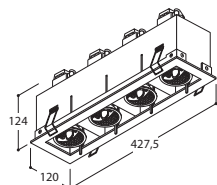
MINI TOMMY 4  
LINE QR70



**700961** TEXT. WHITE  
**700960** TEXT. GREY +BLACK

QR-LP70 4x  
20-50W  
Ba15d  
12V-50Hz  
Dimmable  
350°  
30°


- 700939 MINI INSTAL. FRAME FOR PLASTER  
465X235
- 700938 MINI INSTAL. BOX FOR PLASTER  
465X235X150



417X110 mm  
Installation height 130 mm



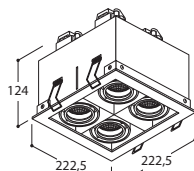
MINI TOMMY 4  
QR-C5I



**700431** TEXT. WHITE  
**700430** TEXT. GREY +BLACK

QR-C5I 4x  
20-50W  
GU5,3  
12V-50Hz  
Dimmable  
30°-30°


- 700439 MINI INSTAL. FRAME FOR PLASTER  
340X340
- 700438 MINI INSTAL. BOX FOR PLASTER  
340X340X150



210X210 mm  
Installation height 130 mm



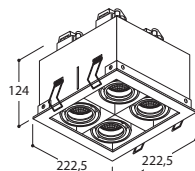
MINI TOMMY 4  
QPAR16



**700441** TEXT. WHITE  
**700440** TEXT. GREY +BLACK

QPAR16 Alu Refl 4x  
35-50W  
GU10  
230V-50Hz  
Dimmable R  
30°-30°


- 700439 MINI INSTAL. FRAME FOR PLASTER  
340X340
- 700438 MINI INSTAL. BOX FOR PLASTER  
340X340X150



210X210 mm  
Installation height 130 mm



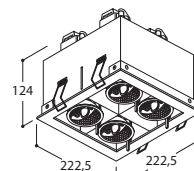
MINI TOMMY 4  
QR70



**700461** TEXT. WHITE  
**700460** TEXT. GREY +BLACK

QR-LP70 4x  
20-50W  
Ba15d  
12V-50Hz  
Dimmable  
350°  
30°

- 700439 MINI INSTAL. FRAME FOR PLASTER  
340X340
- 700438 MINI INSTAL. BOX FOR PLASTER  
340X340X150




210X210 mm  
Installation height 130 mm





MINI TOMMY LINE  
4QR-C51-TC-L  
36W

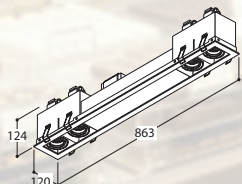


**730931** TEXT. WHITE  
**730930** TEXT. GREY +BLACK

QR-C51 2x  
20-50W  
GU5,3  
12V-50Hz  
30°-30°

TC-L 36W  
2G11  
230V-50Hz

**730938** MINI INSTAL. FRAME FOR PLASTER  
910X235  
**730939** MINI INSTAL. BOX FOR PLASTER  
910X235X150



854X110 mm  
Installation height 130 mm



MINI TOMMY LINE  
2QR-C51-TC-L  
36W

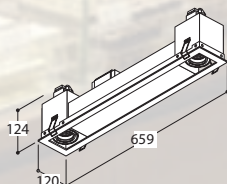


**731931** TEXT. WHITE  
**731930** TEXT. GREY +BLACK


QR-C51 2x  
20-50W  
GU5,3  
12V-50Hz  
30°-30°

TC-L 36W  
2G11  
230V-50Hz

**731939** MINI INSTAL. FRAME FOR PLASTER  
705X235  
**731938** MINI INSTAL. BOX FOR PLASTER  
705X235X150



649X110 mm  
Installation height 130 mm





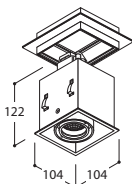
MINI TOMMY I  
QR-CS1 TRIMLESS



- 720131 TEXT. WHITE
- 720130 TEXT. BLACK
- 109120 TEXT. WHITE + CHROME
- 109119 TEXT. BLACK + CHROME

QR-CS1  
20-50W  
GU5,3  
12V-50Hz  
Dimmable  
30°-30°

- 720199 MINI FRAME FOR PLASTER
- 702210 MINI FRAME + BOX FOR CONCRETE
- 790118 SURFACE KIT SMALL 1 TI 50VA TEXT. WHITE
- 790126 SURFACE KIT SMALL 1 TI 50VA TEXT. BLACK



112X112 mm  
Installation height 130 mm



MINI TOMMY I  
PASCAL  
TRIMLESS

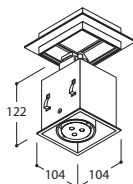


- 329017 NARROW TEXT. WHITE + CW
- 329016 NARROW TEXT. BLACK + CW
- 329027 NARROW TEXT. WHITE + WW
- 329026 NARROW TEXT. BLACK + WW
- 329117 WIDE TEXT. WHITE + CW
- 329116 WIDE TEXT. BLACK + CW
- 329127 WIDE TEXT. WHITE + WW
- 329126 WIDE TEXT. BLACK + WW

POWERLED 3x  
1W  
350mA DC  
30°-30°

- 720199 MINI FRAME FOR PLASTER
- 702210 MINI FRAME + BOX FOR CONCRETE

CONVERTERS P. 454



112X112 mm  
Installation height 130 mm



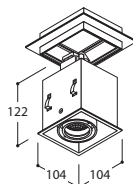
MINI TOMMY I  
QPAR16 TRIMLESS



- 720141 TEXT. WHITE
- 720140 TEXT. BLACK

QPAR16 Alu Refl  
35-50W  
GU10  
230V-50Hz  
Dimmable R  
30°-30°

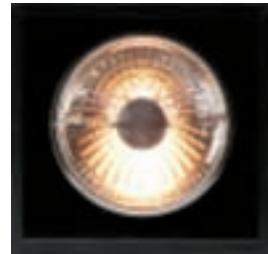
- 720199 MINI FRAME FOR PLASTER
- 702210 MINI FRAME + BOX FOR CONCRETE
- 791118 SURFACE KIT SMALL 1 230V TEXT. WHITE
- 791126 SURFACE KIT SMALL 1 230V TEXT. BLACK



112X112 mm  
Installation height 130 mm



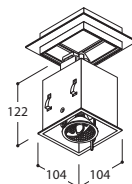
MINI TOMMY I  
QR70 TRIMLESS



- 720161 TEXT. WHITE
- 720160 TEXT. GREY +BLACK

QR-LP70  
20-50W  
Ba15d  
12V-50Hz  
Dimmable  
350°  
30°

- 720199 MINI FRAME FOR PLASTER
- 702210 MINI FRAME + BOX FOR CONCRETE
- 790118 SURFACE KIT SMALL 1 TI 50VA TEXT. WHITE
- 790126 SURFACE KIT SMALL 1 TI 50VA TEXT. BLACK



112X112 mm  
Installation height 130 mm



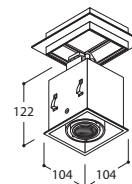
MINI TOMMY I  
HI-PAR51  
TRIMLESS



- 721131 TEXT. WHITE
- 721130 TEXT. BLACK

HI PAR51  
20W-35W  
GX10  
4,5kV-50Hz  
30°-30°

- 720199 MINI FRAME FOR PLASTER
- 702210 MINI FRAME + BOX FOR CONCRETE




112X112 mm  
Installation height 130 mm



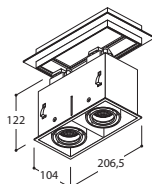
 MINI TOMMY 2  
QR-C5I TRIMLESS




- 720231** TEXT. WHITE
- 720230** TEXT. BLACK
- 109220** TEXT. WHITE + CHROME
- 109219** TEXT. BLACK + CHROME

 QR-C5I 2x  
20-50W  
GU5,3  
12V-50Hz  
Dimmable  
☉ 30°-30°

- **720299** MINI FRAME FOR PLASTER
- 702220** MINI FRAME + BOX FOR CONCRETE
- 790218** SURFACE KIT SMALL 2 TI 100VA TEXT. WHITE
- 790226** SURFACE KIT SMALL 2 TI 100VA TEXT. BLACK



 213X112 mm  
Installation height 130 mm



 MINI TOMMY 2  
PASCAL  
TRIMLESS

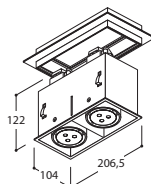



- 330017** NARROW TEXT. WHITE + CW
- 330016** NARROW TEXT. BLACK + CW
- 330027** NARROW TEXT. WHITE + WW
- 330026** NARROW TEXT. BLACK + WW
- 330117** WIDE TEXT. WHITE + CW
- 330116** WIDE TEXT. BLACK + CW
- 330127** WIDE TEXT. WHITE + WW
- 330126** WIDE TEXT. BLACK + WW

 POWERLED 6x  
1W  
350mA DC  
☉ 30°-30°

- **720299** MINI FRAME FOR PLASTER
- 702220** MINI FRAME + BOX FOR CONCRETE

○ **CONVERTERS P. 454**



 213X112 mm  
Installation height 130 mm



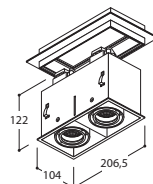
 MINI TOMMY 2  
QPAR16 TRIMLESS




- 720241** TEXT. WHITE
- 720240** TEXT. BLACK

 QPAR16 Alu Refl 2x  
35-50W  
GU10  
230V-50Hz  
Dimmable R  
☉ 30°-30°

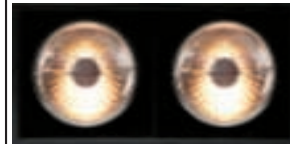
- **720299** MINI FRAME FOR PLASTER
- 702220** MINI FRAME + BOX FOR CONCRETE
- 791218** SURFACE KIT SMALL 2 230V TEXT. WHITE
- 791226** SURFACE KIT SMALL 2 230V TEXT. BLACK




 213X112 mm  
Installation height 130 mm



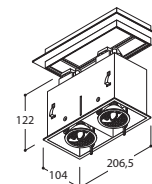
 MINI TOMMY 2  
QR70 TRIMLESS




- 720261** TEXT. WHITE
- 720260** TEXT. BLACK

 QR-LP70 2x  
20-50W  
Ba15d  
12V-50Hz  
Dimmable  
☉ 350°  
☉ 30°

- **720299** MINI FRAME FOR PLASTER
- 702220** MINI FRAME + BOX FOR CONCRETE
- 790218** SURFACE KIT SMALL 2 TI 100VA TEXT. WHITE
- 790226** SURFACE KIT SMALL 2 TI 100VA TEXT. BLACK



 213X112 mm  
Installation height 130 mm



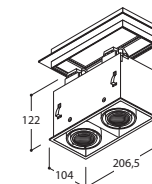
 MINI TOMMY 2  
HI-PAR5I  
TRIMLESS



- 721231** TEXT. WHITE
- 721230** TEXT. BLACK

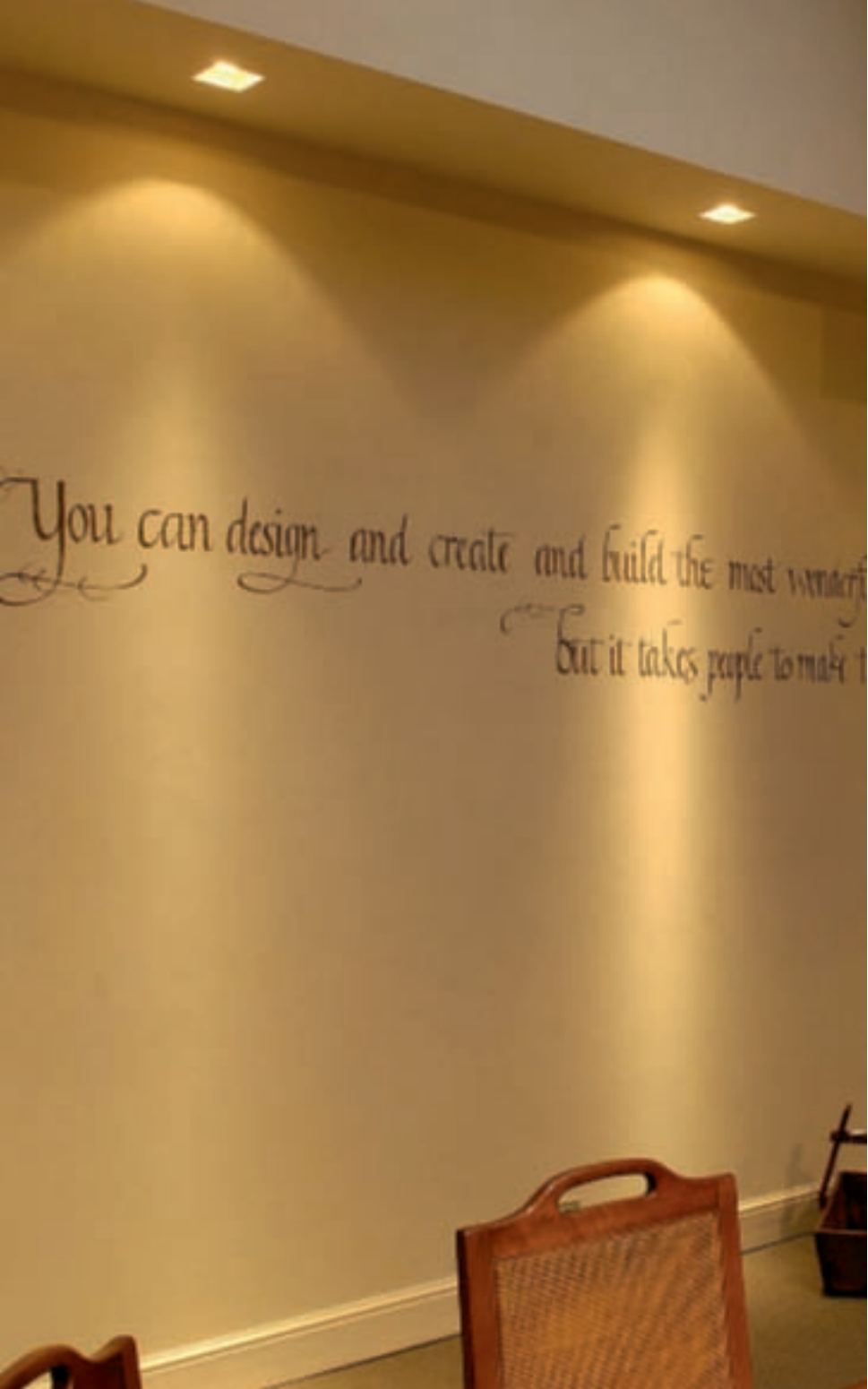
 HI PAR5I 2x  
20-35W  
GX10  
4,5kV-50Hz  
☉ 30°-30°

- **720299** MINI FRAME FOR PLASTER
- 702230** MINI FRAME + BOX FOR CONCRETE



 213X112 mm  
Installation height 130 mm





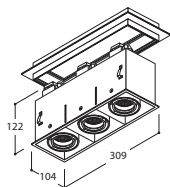
**MINI TOMMY 3**  
QR-C51 TRIMLESS



- 720331** TEXT. WHITE
- 720330** TEXT. BLACK
- 109320** TEXT. WHITE + CHROME
- 109319** TEXT. BLACK + CHROME

QR-C51 3x  
20-50W  
GU5,3  
12V-50Hz  
Dimmable  
☉ 30°-30°

- 720399** MINI FRAME FOR PLASTER
- 702230** MINI FRAME + BOX FOR CONCRETE
- 790318** SURFACE KIT SMALL 3 TI 150VA TEXT. WHITE
- 790326** SURFACE KIT SMALL 3 TI 150VA TEXT. BLACK



317x112 mm  
Installation height 130 mm



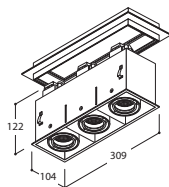
**MINI TOMMY 3**  
QPAR16 TRIMLESS



- 720341** TEXT. WHITE
- 720340** TEXT. BLACK

QPAR16 Alu Refl 3x  
35-50W  
GU10  
230V-50Hz  
Dimmable R  
☉ 30°-30°

- 720399** MINI FRAME FOR PLASTER
- 702230** MINI FRAME + BOX FOR CONCRETE
- 791318** SURFACE KIT SMALL 3 230V TEXT. WHITE
- 791326** SURFACE KIT SMALL 3 230V TEXT. BLACK



317x112 mm  
Installation height 130 mm



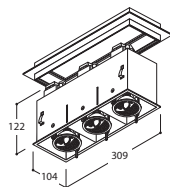
**MINI TOMMY 3**  
QR70 TRIMLESS



- 720361** TEXT. WHITE
- 720360** TEXT. BLACK

QR-LP70 3x  
20-50W  
Ba15d  
12V-50Hz  
Dimmable  
☉ 350°  
☉ 30°

- 720399** MINI FRAME FOR PLASTER
- 702230** MINI FRAME + BOX FOR CONCRETE
- 790318** SURFACE KIT SMALL 3 TI 150VA TEXT. WHITE
- 790326** SURFACE KIT SMALL 3 TI 150VA TEXT. BLACK



317x112 mm  
Installation height 130 mm



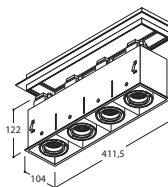
**MINI TOMMY 4**  
LINE QR-C51  
TRIMLESS



- 720931** TEXT. WHITE
- 720930** TEXT. BLACK

QR-C51 4x  
20-50W  
GU5,3  
12V-50Hz  
Dimmable  
☉ 30°-30°

- 720999** MINI FRAME FOR PLASTER
- 702240** MINI FRAME + BOX FOR CONCRETE
- 790518** SURFACE KIT SMALL 4 LINE TI 200VA TEXT. WHITE
- 790526** SURFACE KIT SMALL 4 LINE TI 200VA TEXT. BLACK



420x112 mm  
Installation height 130 mm



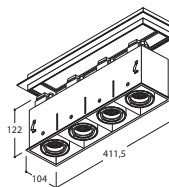
**MINI TOMMY 4**  
LINE QPAR16  
TRIMLESS



- 720941** TEXT. WHITE
- 720940** TEXT. BLACK

QPAR16 Alu Refl 4x  
35-50W  
GU10  
230V-50Hz  
Dimmable R  
☉ 30°-30°

- 720999** MINI FRAME FOR PLASTER
- 702240** MINI FRAME + BOX FOR CONCRETE
- 791518** SURFACE KIT SMALL 4 LINE 230V TEXT. WHITE
- 791526** SURFACE KIT SMALL 4 LINE 230V TEXT. BLACK



420x112 mm  
Installation height 130 mm







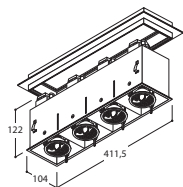
MINI TOMMY 4  
LINE QR70  
TRIMLESS



**720961** TEXT. WHITE  
**720960** TEXT. BLACK

QR-LP70 4x  
20-50W  
Ba15d  
12V-50Hz  
Dimmable  
350°  
30°

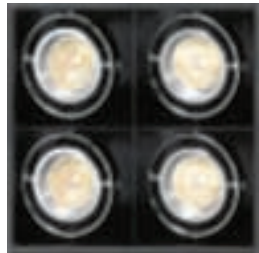
**720999** MINI FRAME FOR PLASTER  
**702240** MINI FRAME + BOX FOR CONCRETE  
**790518** SURFACE KIT SMALL 4 LINE TI 200VA  
TEXT. WHITE  
**790526** SURFACE KIT SMALL 4 LINE TI 200VA  
TEXT. BLACK



420X112 mm  
Installation height 130 mm



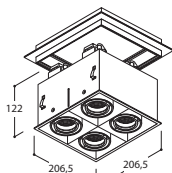
MINI TOMMY 4  
QR-C51 TRIMLESS



**720431** TEXT. WHITE  
**720430** TEXT. BLACK

QR-C51 4x  
20-50W  
GU5,3  
12V-50Hz  
Dimmable  
30°-30°

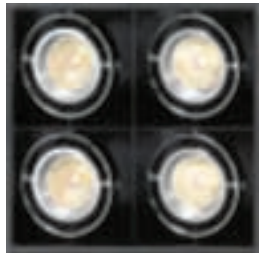
**720499** MINI FRAME FOR PLASTER  
**702250** MINI FRAME + BOX FOR CONCRETE  
**790518** SURFACE KIT SMALL 4 TI 200VA TEXT.  
WHITE  
**790526** SURFACE KIT SMALL 4 TI 200VA TEXT.  
BLACK



213X213 mm  
Installation height 130 mm



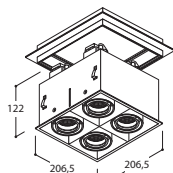
MINI TOMMY 4  
QPAR16 TRIMLESS



**720441** TEXT. WHITE  
**720440** TEXT. BLACK

QPAR16 Alu Refl 4x  
35-50W  
GU10  
230V-50Hz  
Dimmable R  
30°-30°

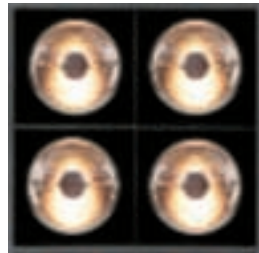
**720499** MINI FRAME FOR PLASTER  
**702250** MINI FRAME + BOX FOR CONCRETE  
**790518** SURFACE KIT SMALL 4 230V TEXT.  
WHITE  
**790526** SURFACE KIT SMALL 4 230V TEXT.  
BLACK



213X213 mm  
Installation height 130 mm



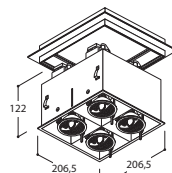
MINI TOMMY 4  
QR70 TRIMLESS



**720461** TEXT. WHITE  
**720460** TEXT. BLACK

QR-LP70 4x  
20-50W  
Ba15d  
12V-50Hz  
Dimmable  
350°  
30°

**720499** MINI FRAME FOR PLASTER  
**702250** MINI FRAME + BOX FOR CONCRETE  
**790518** SURFACE KIT SMALL 4 TI 200VA TEXT.  
WHITE  
**790526** SURFACE KIT SMALL 4 TI 200VA TEXT.  
BLACK



213X213 mm  
Installation height 130 mm






MINI TOMMY LINE  
4QR-C51-TC-L  
TRIMLESS

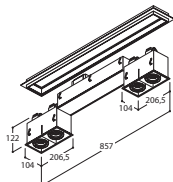



**740931** TEXT. WHITE  
**740930** TEXT. BLACK

 QR-C51 4x  
20-50W  
GU5,3  
12V-50Hz  
30°-30°

 TC-L 36W  
2G11  
230V-50Hz

 **740998** MINI FRAME FOR PLASTER  
**740999** MINI FRAME + BOX FOR CONCRETE




 865X112 mm  
Installation height 130 mm




MINI TOMMY LINE  
2QR-C51-TC-L  
TRIMLESS

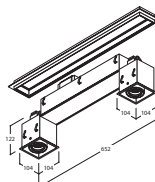



**741931** TEXT. WHITE  
**741930** TEXT. BLACK

 QR-C51 2x  
20-50W  
GU5,3  
12V-50Hz  
30°-30°

 TC-L 36W  
2G11  
230V-50Hz

 **741999** MINI FRAME FOR PLASTER  
**741998** MINI FRAME + BOX FOR CONCRETE



 662x112 mm  
Installation height 130 mm





### RASPUTIN I PASCAL

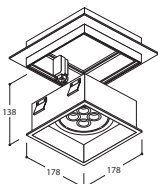


- 319017** NARROW TEXT. WHITE + CW
- 319010** NARROW TEXT. WHITE + CHROME + CW
- 319016** NARROW TEXT. BLACK + CW
- 319027** NARROW TEXT. WHITE + WW
- 319020** NARROW TEXT. WHITE + CHROME + WW
- 319026** NARROW TEXT. BLACK + WW
- 319117** WIDE TEXT. WHITE + CW
- 319110** WIDE TEXT. WHITE + CHROME + CW
- 319116** WIDE TEXT. BLACK + CW
- 319127** WIDE TEXT. WHITE + WW
- 319120** WIDE TEXT. WHITE + CHROME + WW
- 319126** WIDE TEXT. BLACK + WW

POWERLED 4x  
3W  
700mA DC  
Dimmable  
☉ 30°-30°



- 700109 FRAME FOR PLASTER
- 702010 FRAME + BOX FOR CONCRETE
- 796118 SURFACE KIT LARGE 1 CI TEXT. WHITE
- 796126 SURFACE KIT LARGE 1 CI TEXT. BLACK  
CONVERTER P. 454



185X185 mm  
Installation height 140 mm



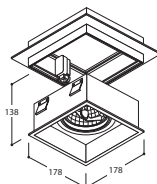
### RASPUTIN I



- 110118** TEXT. WHITE
- 110102** TEXT. BLACK

QR-LP111  
35-100W  
G53  
12V-50Hz  
Dimmable  
☉ 30°-30°

- 700109 FRAME FOR PLASTER
- 702010 FRAME + BOX FOR CONCRETE
- 792118 SURFACE KIT LARGE 1 TI 50VA TEXT. WHITE
- 792126 SURFACE KIT LARGE 1 TI 50VA TEXT. BLACK



185X185 mm  
Installation height 140 mm



### RASPUTIN 2 PASCAL

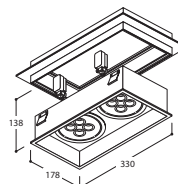


- 320017** NARROW TEXT. WHITE + CW
- 320010** NARROW TEXT. WHITE + CHROME + CW
- 320016** NARROW TEXT. BLACK + CW
- 320027** NARROW TEXT. WHITE + WW
- 320020** NARROW TEXT. WHITE + CHROME + WW
- 320026** NARROW TEXT. BLACK + WW
- 320117** WIDE TEXT. WHITE + CW
- 320110** WIDE TEXT. WHITE + CHROME + CW
- 320116** WIDE TEXT. BLACK + CW
- 320127** WIDE TEXT. WHITE + WW
- 320120** WIDE TEXT. WHITE + CHROME + WW
- 320126** WIDE TEXT. BLACK + WW

POWERLED 8x  
3W  
700mA DC  
Dimmable  
☉ 30°-30°



- 700209 FRAME FOR PLASTER
- 702020 FRAME + BOX FOR CONCRETE
- 796218 SURFACE KIT LARGE 2 CI TEXT. WHITE
- 796226 SURFACE KIT LARGE 2 CI TEXT. BLACK  
CONVERTER P. 454



337X185 mm  
Installation height 140 mm



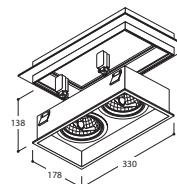
### RASPUTIN 2



- 110218** TEXT. WHITE
- 110202** TEXT. BLACK

QR-LP111 2x  
35-100W  
G53  
12V-50Hz  
Dimmable  
☉ 30°-30°

- 700209 FRAME FOR PLASTER
- 702020 FRAME + BOX FOR CONCRETE
- 792218 SURFACE KIT LARGE 2 TI 100VA TEXT. WHITE
- 792226 SURFACE KIT LARGE 2 TI 100VA TEXT. BLACK



337X185 mm  
Installation height 140 mm





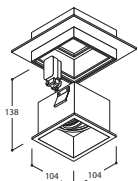
MINI RASPUTIN 1



**111118** TEXT. WHITE  
**111102** TEXT. BLACK

QR-C51  
 20-50W  
 GU5,3  
 12V-50Hz  
 Dimmable  
 30°-30°

- **720199** MINI FRAME FOR PLASTER
- 702210** MINI FRAME + BOX FOR CONCRETE
- 790118** SURFACE KIT SMALL 1 TI 50VA TEXT. WHITE
- 790126** SURFACE KIT SMALL 1 TI 50VA TEXT. BLACK



112X112 mm  
 Installation height 140 mm



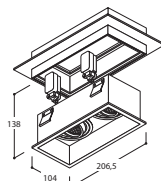
MINI RASPUTIN 2




**111218** TEXT. WHITE  
**111202** TEXT. BLACK

QR-C51 2x  
 20-50W  
 GU5,3  
 12V-50Hz  
 Dimmable  
 30°-30°

- **720299** MINI FRAME FOR PLASTER
- 702220** MINI FRAME + BOX FOR CONCRETE
- 790218** SURFACE KIT SMALL 2 TI 100VA TEXT. WHITE
- 790226** SURFACE KIT SMALL 2 TI 100VA TEXT. BLACK



213X112 mm  
 Installation height 140 mm





### B4 TRIMLESS



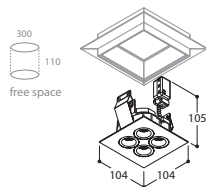
- 192017** NARROW TEXT. WHITE + CW
- 192016** NARROW TEXT. BLACK + CW
- 192027** NARROW TEXT. WHITE + WW
- 192026** NARROW TEXT. BLACK + WW
- 192117** WIDE TEXT. WHITE + CW
- 192116** WIDE TEXT. BLACK + CW
- 192127** WIDE TEXT. WHITE + WW
- 192126** WIDE TEXT. BLACK + WW


 POWERLED 4x  
3W  
700mA DC  
Dimmable



- 720199 MINI FRAME FOR PLASTER
- 702210 MINI FRAME + BOX FOR CONCRETE
- 793118 SURFACE KIT SMALL 1 CI TEXT. WHITE
- 793126 SURFACE KIT SMALL 1 CI TEXT. BLACK

○ CONVERTER P. 454



 112X112 mm  
Installation height 110 mm



### B4 LEAF

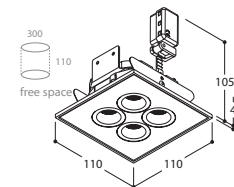


- 193017** NARROW TEXT. WHITE + CW
- 193016** NARROW TEXT. BLACK + CW
- 193027** NARROW TEXT. WHITE + WW
- 193026** NARROW TEXT. BLACK + WW
- 193117** WIDE TEXT. WHITE + CW
- 193116** WIDE TEXT. BLACK + CW
- 193127** WIDE TEXT. WHITE + WW
- 193126** WIDE TEXT. BLACK + WW

 POWERLED 4x  
3W  
700mA DC  
Dimmable



- CONVERTER P. 454



 92 mm  
Installation height 110 mm



### B4 TORSION

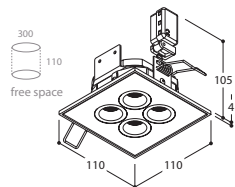


- 194017** NARROW TEXT. WHITE + CW
- 194016** NARROW TEXT. BLACK + CW
- 194027** NARROW TEXT. WHITE + WW
- 194026** NARROW TEXT. BLACK + WW
- 194117** WIDE TEXT. WHITE + CW
- 194116** WIDE TEXT. BLACK + CW
- 194127** WIDE TEXT. WHITE + WW
- 194126** WIDE TEXT. BLACK + WW


 POWERLED 4x  
3W  
700mA DC  
Dimmable



- CONVERTER P. 454



 92 mm  
Installation height 110 mm



**B4 TRIMLESS**



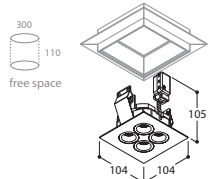
- 192011** SINGLE CHROME NARROW CW
- 192021** SINGLE CHROME NARROW WW
- 192111** SINGLE CHROME WIDE CW
- 192121** SINGLE CHROME WIDE WW

POWERLED 4x  
3W  
700mA DC  
Dimmable



- **720199** MINI FRAME FOR PLASTER
- 702210** MINI FRAME + BOX FOR CONCRETE
- 793118** SURFACE KIT SMALL 1 CI TEXT. WHITE
- 793126** SURFACE KIT SMALL 1 CI TEXT. BLACK

○ CONVERTERS P. 454



112X112 mm  
Installation height 110 mm



**B4 LEAF**



SINGLE CHROME

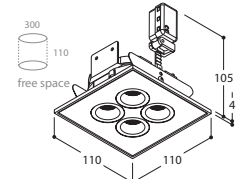


- 193010** SINGLE CHROME NARROW CW
- 193020** SINGLE CHROME NARROW WW
- 193110** SINGLE CHROME WIDE CW
- 193120** SINGLE CHROME WIDE WW
- 193011** DOUBLE CHROME NARROW CW
- 193021** DOUBLE CHROME NARROW WW
- 193111** DOUBLE CHROME WIDE CW
- 193121** DOUBLE CHROME WIDE WW

POWERLED 4x  
3W  
700mA DC  
Dimmable



○ CONVERTERS P. 454



92 mm  
Installation height 110 mm



**B4 TORSION**



DOUBLE CHROME

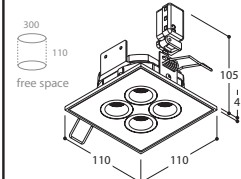


- 194010** SINGLE CHROME NARROW CW
- 194020** SINGLE CHROME NARROW WW
- 194110** SINGLE CHROME WIDE CW
- 194120** SINGLE CHROME WIDE WW
- 194011** DOUBLE CHROME NARROW CW
- 194021** DOUBLE CHROME NARROW WW
- 194111** DOUBLE CHROME WIDE CW
- 194121** DOUBLE CHROME WIDE WW

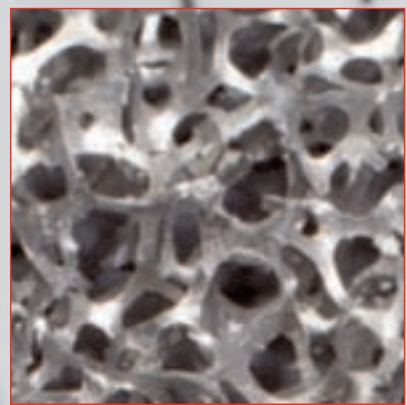
POWERLED 4x  
3W  
700mA DC  
Dimmable



○ CONVERTERS P. 454



92 mm  
Installation height 110 mm



## CONVECTIVE HEAT TRANSFER ©

The B4 uses **patented technology** from Bekaert for **optimized heat dissipation**.

This technology considers an aluminium foam to conduct heat from the LED's .

The foam has an extremely high surface aspect ratio.

Moreover, the interconnected bubbles form a convoluted path for any gases or liquids flowing through them.

Such a complex path continually brings the gases or liquids into contact with the metal walls. This results in **outstanding convective heat transfers**.

The low mass per volume results in a low heat capacity. It reacts almost instantly to temperature changes, which results in **short transient regimes**, making it a very controllable heat exchanger.

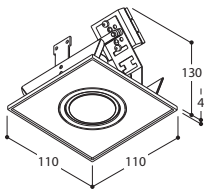


HOOK | HIPAR 51  
LEAF



**301247** TEXT. WHITE  
**301221** TEXT. WHITE + CHROME

HI PAR51  
20-35W  
GX10  
4,5kV-50Hz  
179°  
30°



92 mm  
Installation height 130 mm

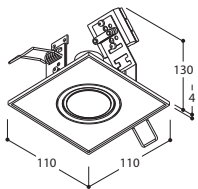


HOOK | HIPAR 51  
TORSION



**302247** TEXT. WHITE  
**302221** TEXT. WHITE + CHROME

HI PAR51  
20-35W  
GX10  
4,5kV-50Hz  
179°  
30°



92 mm  
Installation height 130 mm

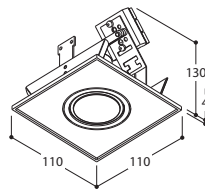


HOOK | QPAR 16  
LEAF



**301147** TEXT. WHITE  
**301121** TEXT. WHITE + CHROME

QPAR16 Alu Refl  
35-50W  
GU10  
230V-50Hz  
Dimmable R  
179°  
30°



92 mm  
Installation height 130 mm

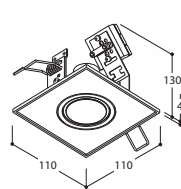


HOOK | QPAR 16  
TORSION



**302147** TEXT. WHITE  
**302121** TEXT. WHITE + CHROME

QPAR16 Alu Refl  
35-50W  
GU10  
230V-50Hz  
Dimmable R  
179°  
30°



92 mm  
Installation height 130 mm

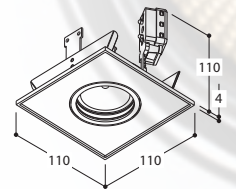


HOOK | QR-C51  
LEAF



**301047** TEXT. WHITE  
**301021** TEXT. WHITE + CHROME

QR-C51 Alu Refl  
20-50W  
GX5,3  
12V-50Hz  
Dimmable  
179°  
30°



92 mm  
Installation height 130 mm





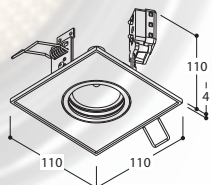


### HOOK | QR-CS1 TORSION



**302047** TEXT. WHITE  
**302021** TEXT. WHITE + CHROME

QR-CS1 Alu Refl  
20-50W  
GX5,3  
12V-50Hz  
Dimmable  
☉ 179°  
☾ 30°



92 mm  
Installation height 130 mm



### HOOK | HIPAR 51 TRIMLESS

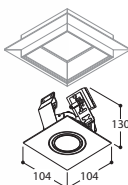


**300247** TEXT. WHITE  
**300221** TEXT. WHITE + CHROME

HI PAR51  
20-35W  
GX10  
4,5kV-50Hz  
☉ 179°  
☾ 30°



●  
**720199** MINI FRAME FOR PLASTER  
**702210** MINI FRAME + BOX FOR CONCRETE



112X112 mm  
Installation height 130 mm



### HOOK | QPAR 16 TRIMLESS

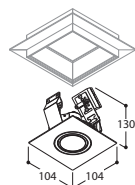


**300147** TEXT. WHITE  
**300121** TEXT. WHITE + CHROME

QPAR16 Alu Refl  
35-50W  
GU10  
230V-50Hz  
Dimmable R  
☉ 179°  
☾ 30°



●  
**720199** MINI FRAME FOR PLASTER  
**702210** MINI FRAME + BOX FOR CONCRETE  
**791118** SURFACE KIT SMALL 1 230V TEXT.  
WHITE



112X112 mm  
Installation height 130 mm



### HOOK | QR-CS1 TRIMLESS

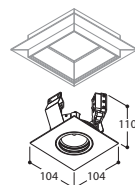


**300047** TEXT. WHITE  
**300021** TEXT. WHITE + CHROME

QR-CS1 Alu Refl  
20-50W  
GX5,3  
12V-50Hz  
Dimmable  
☉ 179°  
☾ 30°



●  
**720199** MINI FRAME FOR PLASTER  
**702210** MINI FRAME + BOX FOR CONCRETE  
**790118** SURFACE KIT SMALL 1 TI 50VA TEXT.  
WHITE



112X112 mm  
Installation height 130 mm



### HOOK 2 | HIPAR 51 TRIMLESS

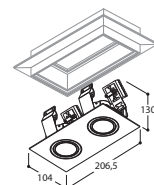


**300547** TEXT. WHITE  
**300521** TEXT. WHITE + CHROME

HI PAR51 2x  
20-35W  
GX10  
4,5kV-50Hz  
☉ 179°  
☾ 30°





●  
**720299** MINI FRAME FOR PLASTER  
**702220** MINI FRAME + BOX FOR CONCRETE






213X112 mm  
Installation height 130 mm





 **HOOK 2 QPAR 16 TRIMLESS**




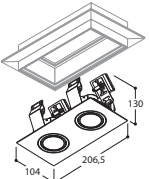
   1,2


**300447** TEXT. WHITE  
**300421** TEXT. WHITE + CHROME






 QPAR16 Alu Refl 2x  
 35-50W  
 GU10  
 230V-50Hz  
 Dimmable R  
 179°  
 30°



 **720299** MINI FRAME FOR PLASTER  
**702220** MINI FRAME + BOX FOR CONCRETE  
**791218** SURFACE KIT SMALL 2 230V TEXT. WHITE



 213X112 mm  
 Installation height 130 mm

IP 20     

 **HOOK 2 QR-C51 TRIMLESS**



   1,2


**300347** TEXT. WHITE  
**300321** TEXT. WHITE + CHROME

 QR-C51 Alu Refl 2x  
 20-50W  
 GX5,3  
 12V-50Hz  
 Dimmable  
 179°  
 30°





 **720299** MINI FRAME FOR PLASTER  
**702220** MINI FRAME + BOX FOR CONCRETE  
**790218** SURFACE KIT SMALL 2 TI 100VA TEXT. WHITE






 213X112 mm  
 Installation height 130 mm


IP 20     


 **ZARA**

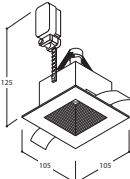



   0,6






**142010** STAINL. STEEL


 QR-C51  
 20-50W  
 GU5,3  
 12V-50Hz  
 Dimmable


 **942009** ANTIGLARE  
**327179** FRAME FOR PLASTER






 90X90 mm  
 Installation height 125 mm


IP 20     


 **ZARA MOBY**

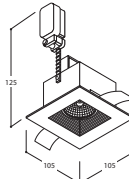



   0,6






**142110** STAINL. STEEL

 QR-C51  
 20-50W  
 GU5,3  
 12V-50Hz  
 Dimmable  
 180°

 **327179** FRAME FOR PLASTER



 90X90 mm  
 Installation height 125 mm

IP 20     

 **ZARA B&G**



   0,6

**142126** BLACK + GOLD


 QR-C51  
 20-50W  
 GU5,3  
 12V-50Hz  
 Dimmable

 **942009** ANTIGLARE  
**327179** FRAME FOR PLASTER




 90X90 mm  
 Installation height 125 mm

IP 20     





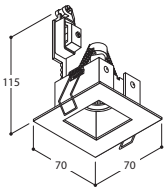
CAD 60



- 229716** STAINL. STEEL + BLACK
- 229718** TEXT. GREY + BLACK

QR-C35  
20-35W  
G4  
12V-50Hz  
Dimmable

250796 FRAME FOR PLASTER  
 65X65



60X60 mm  
Installation height 100 mm



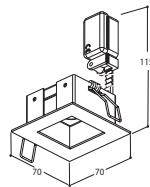
CAD 60 L&D



- 229721** TORSION STAINL. STEEL + CW
- 229720** TORSION STAINL. STEEL +WW
- 229722** TORSION STAINL. STEEL + CW  
HO
- 229723** TORSION STAINL. STEEL + WW  
HO

POWERLED  
1W  
350mA DC


250796 FRAME FOR PLASTER  
 65X65  
**CONVERTER P. 454**



60X60 mm  
Installation height 100 mm



CAD 60 RO-H  
TORSION

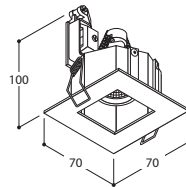


- 229736** STAINL. STEEL + BLACK
- 229738** TEXT. GREY + BLACK

QR-C35  
20-35W  
G4  
12V-50Hz  
Dimmable

250796 FRAME FOR PLASTER  
 65X65

64 mm  
Installation height 100 mm



64 mm  
Installation height 100 mm



CAD 60 RO-H  
LEAF

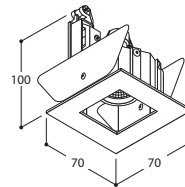


- 229737** STAINL. STEEL + BLACK
- 229739** TEXT. GREY + BLACK

QR-C35  
20-35W  
G4  
12V-50Hz  
Dimmable

250796 FRAME FOR PLASTER  
 65X65

64 mm  
Installation height 100 mm



64 mm  
Installation height 100 mm



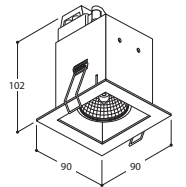
CAD 90 TORSION



- 229710** STAINL. STEEL
- 229713** TEXT. GREY

QR-C51  
20-50W  
GU5.3  
12V-50Hz  
Dimmable

250790 MINI FRAME FOR PLASTER  
 85X85

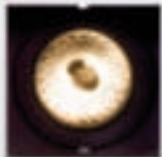


80X80 mm  
Installation height 120 mm






CAD 90 RO-H  
TORSION

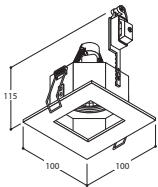



TAL



**229733** STAINL. STEEL + BLACK  
**229730** TEXT. GREY + BLACK

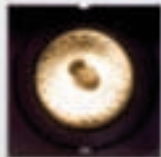
 QR-C51  
20-50W  
GU5,3  
12V-50Hz  
Dimmable



 92 mm  
Installation height 120 mm




CAD 90 RO-H  
LEAF

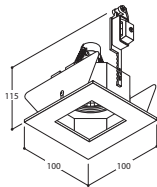


TAL



**229734** STAINL. STEEL + BLACK  
**229732** TEXT. GREY + BLACK

 QR-C51  
20-50W  
GU5,3  
12V-50Hz  
Dimmable



 92 mm  
Installation height 120 mm





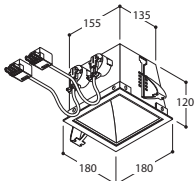
CAD 180




**229801** STAINL. STEEL

 TC-DEL 2x  
13W  
G24q-1  
230V-50Hz

 230111 B H 2X13W EVG NOT DIMM  
230121 B H 2X13W EVG SWITCH DIMM




 165x165 mm  
Installation height 125 mm



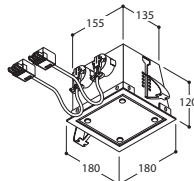
CAD 180G




**229851** STAINL. STEEL

 TC-DEL 2x  
13W  
G24q-1  
230V-50Hz

 230111 B H 2X13W EVG NOT DIMM  
230121 B H 2X13W EVG SWITCH DIMM




 165x165 mm  
Installation height 125 mm

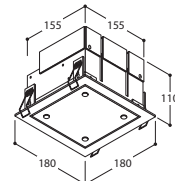



CAD 180G QT-DE 12



**229880** STAINLESS STEEL STAINL. STEEL

 QT-DE12  
60-100W  
R7s-74,9mm  
230V-50Hz  
Dimmable R



 165x165 mm  
Installation height 125 mm







CAD 250 2X26-32-42



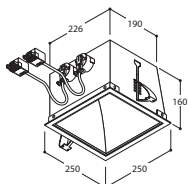
- 229821** STAINL. STEEL 26W
- 229822** STAINL. STEEL 32W
- 229823** STAINL. STEEL 42W

TC-DEL 2x  
26W  
G24q-3  
230V-50Hz

TC-TEL 2x  
32W  
GX24q-3  
230V-50Hz

TC-TEL 2x  
42W  
GX24q-4  
230V-50Hz

- 230114 B H 2X26/32/42W EVG NOT DIMM
- 230123 B H 2X26/32/42W 1-10V DIM



236X236 mm  
Installation height 164 mm



CAD 250 BAP 2X26-32-42



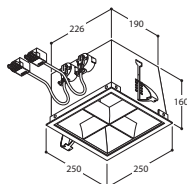
- 229831** STAINL. STEEL 26W
- 229832** STAINL. STEEL 32W
- 229833** STAINL. STEEL 42W

TC-DEL 2x  
26W  
G24q-3  
230V-50Hz

TC-TEL 2x  
32W  
GX24q-3  
230V-50Hz

TC-TEL 2x  
42W  
GX24q-4  
230V-50Hz

- 230114 B H 2X26/32/42W EVG NOT DIMM
- 230123 B H 2X26/32/42W 1-10V DIM



236X236 mm  
Installation height 164 mm



CAD 250G 2X26-32-42



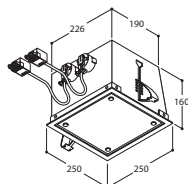
- 229871** STAINL. STEEL 26W
- 229872** STAINL. STEEL 32W
- 229873** STAINL. STEEL 42W

TC-DEL 2x  
26W  
G24q-3  
230V-50Hz

TC-TEL 2x  
32W  
GX24q-3  
230V-50Hz

TC-TEL 2x  
42W  
GX24q-4  
230V-50Hz

- 230114 B H 2X26/32/42W EVG NOT DIMM
- 230123 B H 2X26/32/42W 1-10V DIM



236X236 mm  
Installation height 164 mm



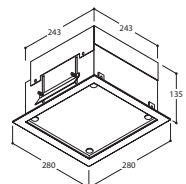
CAD 300 TC-DE



- 229408** TEXT. GREY 2X26W
- 229458** TEXT. GREY 3X26W

TC-DEL  
26W  
G24q-3  
230V-50Hz

- 229000 FRAME FOR PLASTER  
 290X290



260X260 mm  
Installation height 150 mm



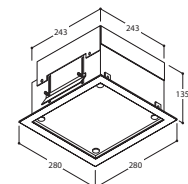
CAD 300 QT-DE12



- 229500** TEXT. GREY

QT-DE12  
150-300W  
R7s-114,2mm  
230V-50Hz  
Dimmable R

- 229000 FRAME FOR PLASTER  
 290X290



260X260 mm  
Installation height 150 mm







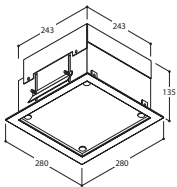
CAD 300 HIT-DE  
70



**229600** TEXT. GREY

HIT-DE  
70W  
RX7s  
4,5KV-50Hz

**229000** FRAME FOR PLASTER  
 290X290



260X260 mm  
Installation height 150 mm



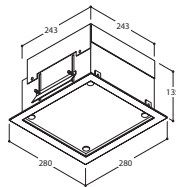
CAD 300 HIT-DE  
150




**229650** TEXT. GREY

HIT-DE  
150W  
RX7s  
4,5KV-50Hz

**229000** FRAME FOR PLASTER  
 290X290



260X260 mm  
Installation height 150 mm





MRS NORMAN



- 176003** FROSTED 2X14W PL-R ECO
- 176004** FROSTED 2X17W PL-R ECO
- 176000** FROSTED TC-DEL 2X26W
- 176001** FROSTED TC-TEL 2X32W
- 176002** FROSTED TC-TEL 2X42W

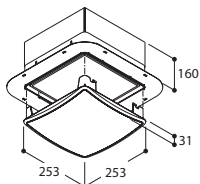
 PL-R ECO 2x  
14W - 17W  
GR-14q-1  
230V-50Hz


 TC-DEL 2x  
26W  
G24q-3  
230V-50Hz

 TC-TEL 2x  
32W  
GX24q-3  
230V-50Hz

 TC-TEL 2x  
42W  
GX24q-4  
230V-50Hz

- 230127 B H PL-R 2X14/17W EVG NOT DIMM
- 230128 B H PL-R 2X14/17W EVG TD DIMM
- 230114 B H 2X26/32/42W EVG NOT DIMM
- 230123 B H 2X26/32/42W 1-10V DIM



 263X267 mm  
Installation height 168 mm

IP 20    









SIEBE

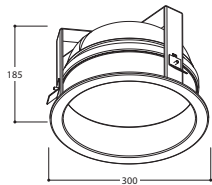


- 338547** TEXT. WHITE 2X14W PL-R ECO
- 338647** TEXT. WHITE 2X17W PL-R ECO
- 338247** TEXT. WHITE TC-DEL 2X26W
- 338347** TEXT. WHITE TC-TEL 2X32W
- 338447** TEXT. WHITE TC-TEL 2X42W

-  PL-R ECO 2x  
14W - 42W  
GR-14q-1  
230V-50Hz
-  TC-DEL 2x  
26W  
G24q-3  
230V-50Hz
-  TC-TEL 2x  
32W  
GX24q-3  
230V-50Hz
-  TC-TEL 2x  
42W  
GX24q-4  
230V-50Hz

- 230127 B H PL-R 2X14/17W EVG NOT DIMM
- 230128 B H PL-R 2X14/17W EVG TD DIMM
- 230114 B H 2X26/32/42W EVG NOT DIMM
- 230123 B H 2X26/32/42W 1-10V DIM

- 230000 FRAME FOR PLASTER  
 320



 280 mm  
Installation height 180 mm



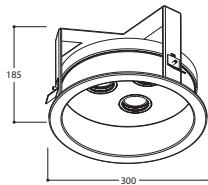
SIEBE QRCS1



- 338747** TEXT. WHITE

-  QR-C51 3x  
20-50W  
GU5,3  
12V-50Hz  
 359°  
 30°

- 230000 FRAME FOR PLASTER  
 320



 280 mm  
Installation height 180 mm





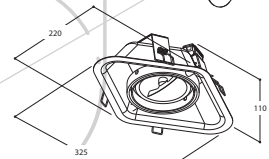
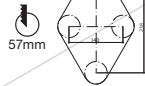
CAYLEY QRIII



312047 TEXT. WHITE

QR-LP111  
35-100W  
G53  
12V-50Hz  
30°-30°

312910 FRAME FOR PLASTER  
240X325



Installation height 120 mm



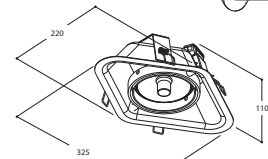
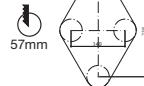
CAYLEY HI-PARIII



312147 TEXT. WHITE

HI PAR111  
35-70W  
GX8,5  
4,5KV-50Hz  
30°-30°

312910 FRAME FOR PLASTER  
240X325



Installation height 120 mm



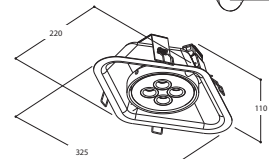
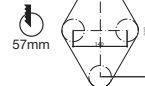
CAYLEY PASCAL



333017 NARROW TEXT. WHITE + CW  
333027 NARROW TEXT. WHITE + WW  
333117 WIDE TEXT. WHITE + CW  
333127 WIDE TEXT. WHITE + WW

POWERLED 4x  
3W  
700mA DC  
30°-30°

312910 FRAME FOR PLASTER  
240X325  
CONVERTER P. 454



Installation height 120 mm



CAYLEY COMBI  
QRIII-2QR-CS1

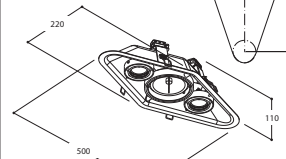
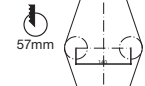


312347 TEXT. WHITE

QR-LP111  
35-100W  
G53  
12V-50Hz  
Dimmable  
30°-30°

QR-CS1 2x  
20-50W  
GU5,3  
30°-30°

312930 FRAME FOR PLASTER  
240X500



Installation height 120 mm



CAYLEY COMBI  
HI-PARIII-2QR-CS1

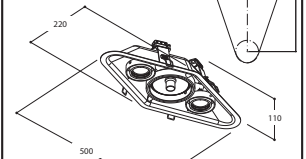
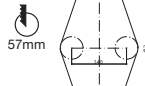


312447 TEXT. WHITE

HI PAR111  
35-70W  
GX8,5  
4,5KV50Hz  
30°-30°

QR-CS1 2x  
20-50W  
GU5,3  
12V-50Hz  
Dimmable only for QR  
30°-30°

312930 FRAME FOR PLASTER  
240X500



Installation height 120 mm





CAYLEY COMBI  
PASCAL-2QR-CS1



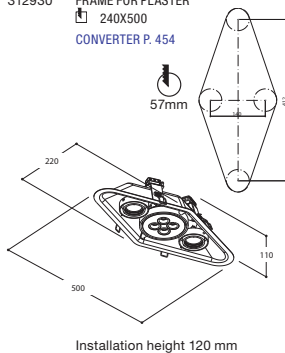
- 334017** NARROW TEXT. WHITE + CW
- 334027** NARROW TEXT. WHITE + WW
- 334117** WIDE TEXT. WHITE + CW
- 334127** WIDE TEXT. WHITE + WW

POWERLED 4x  
3W  
700mA DC  
Dimmable  
☀️ 30°-30°

QR-CS1 2x  
20-50W  
GU5,3  
12V-50Hz  
☀️ 30°-30°



312930 FRAME FOR PLASTER  
☒ 240X500  
CONVERTER P. 454



CAYLEY COMBI  
QRIII-2HIPARS1



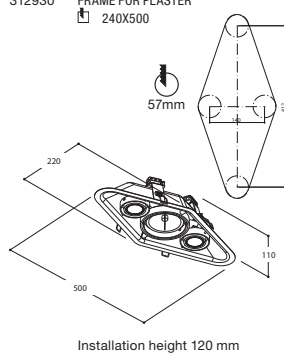
**312647** TEXT. WHITE

QR-LP111  
35-100W  
G53  
12V-50Hz  
Dimmable DIMM only for QR  
☀️ 30°-30°

HI PAR51 2x  
20-35W  
GX10  
4,5kV-50Hz  
☀️ 30°-30°



312930 FRAME FOR PLASTER  
☒ 240X500



CAYLEY COMBI  
HI-PARIII-2HIPARS1



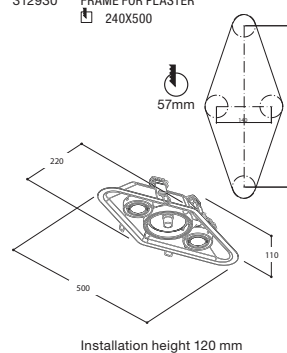
**312747** TEXT. WHITE

HI PAR111  
35-70W  
GX8,5  
4,5kV-50Hz  
☀️ 30°-30°

HI PAR51 2x  
35W  
GX10  
4,5kV-50Hz  
☀️ 30°-30°



312930 FRAME FOR PLASTER  
☒ 240X500



CAYLEY COMBI  
PASCAL-2MINI  
PASCAL



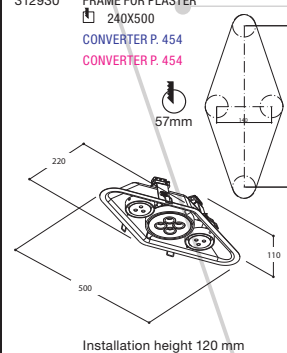
- 335017** NARROW TEXT. WHITE + CW
- 335027** NARROW TEXT. WHITE + WW
- 335117** WIDE TEXT. WHITE + CW
- 335127** WIDE TEXT. WHITE + WW

POWERLED 4x  
3W  
700mA DC  
Dimmable  
☀️ 30°-30°

POWERLED 6x  
1W  
350mA DC  
Dimmable  
☀️ 30°-30°



312930 FRAME FOR PLASTER  
☒ 240X500  
CONVERTER P. 454  
CONVERTER P. 454



140



NAPIER R QR-C5I

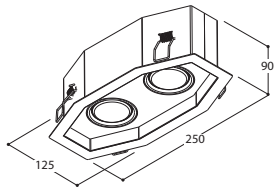


- 308047 TEXT. WHITE
- 308026 BLACK + GOLD

QR-C5I 2x  
20-50W  
GU5,3  
12V-50Hz  
359°  
30°  
Dimmable



308097 FRAME FOR PLASTER  
180x230x100



NAPIER R POWERLED

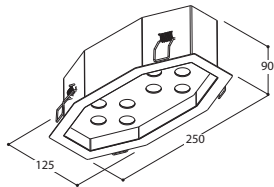


- 308247 NARROW TEXT. WHITE + CW
- 308347 NARROW TEXT. WHITE + WW
- 308326 NARROW BLACK + GOLD + WW
- 308447 WIDE TEXT. WHITE + CW
- 308547 WIDE TEXT. WHITE + WW
- 308526 WIDE BLACK + GOLD + WW

POWERLED 8x  
3W  
700mA DC



308097 FRAME FOR PLASTER  
180x230x100  
CONVERTER P. 454



NAPIER R QPAR 16

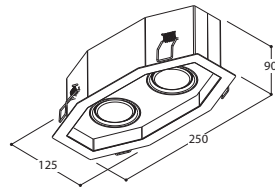


- 308147 TEXT. WHITE
- 308126 BLACK + GOLD

QPAR16 Alu Refl 2x  
35W-50W  
GU10  
230V-50Hz  
359°  
30°  
Dimmable (R)



308097 FRAME FOR PLASTER  
180x230x100



$$e = \lim_{n \rightarrow \infty} \left( 1 + \frac{1}{n} \right)^n$$



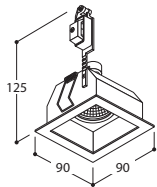
### QUAD 1 TORSION



- 750131** TEXT. WHITE
- 750130** TEXT. GREY
- 759130** STAINL. STEEL

QR-C51  
20-50W  
GU5,3  
12V-50Hz  
Dimmable


- 250790 FRAME FOR PLASTER  
 85X85
- 750138 FRAME + BOX FOR PLASTER  
 155X155X165



83X76 mm  
Installation height 125 mm



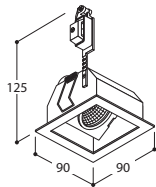
### QUAD 1 MOVING



- 750141** TEXT. WHITE
- 750135** TEXT. GREY
- 759135** STAINL. STEEL

QR-C51  
20-50W  
GU5,3  
12V-50Hz  
Dimmable  
 30°

- 250790 FRAME FOR PLASTER  
 85X85
- 750138 FRAME + BOX FOR PLASTER  
 155X155X165



83X76 mm  
Installation height 125 mm



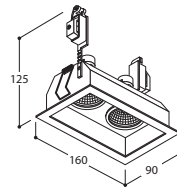
### QUAD 2 TORSION



- 750231** TEXT. WHITE
- 750230** TEXT. GREY
- 759230** STAINL. STEEL

QR-C51 2x  
20-50W  
GU5,3  
12V-50Hz  
Dimmable

- 750239 FRAME FOR PLASTER  
 130X185
- 750238 FRAME + BOX FOR PLASTER  
 155X225X165



153X76 mm  
Installation height 125 mm



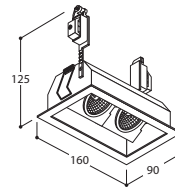
### QUAD 2 MOVING




- 750241** TEXT. WHITE
- 750240** TEXT. GREY
- 759240** STAINL. STEEL

QR-C51 2x  
20-50W  
GU5,3  
12V-50Hz  
Dimmable  
 30°

- 750239 FRAME FOR PLASTER  
 130X185
- 750238 FRAME + BOX FOR PLASTER  
 155X225X165



153X76 mm  
Installation height 125 mm





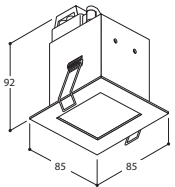
CLICK SQUARE  
DOWN



**229740** STAINL. STEEL

QR-C51  
20-50W  
GU5,3  
12V-50Hz  
Dimmable

310399 FRAME FOR PLASTER  
 80X80



65X75 mm  
Installation height 110 mm



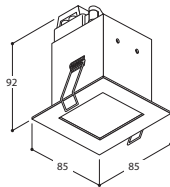
CLICK SQUARE  
DOWN IP44




**229741** STAINL. STEEL BEACH

QR-C51  
20-50W  
GU5,3  
12V-50Hz  
Dimmable

310399 FRAME FOR PLASTER  
 80X80



65X75 mm  
Installation height 110 mm







ICEBOX IN QR-C51



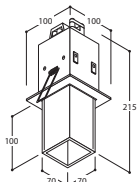
**229900** STAINL. STEEL + FROSTED PC



QR-C51 Alu Refl  
20-50W  
GX5,3  
12V-50Hz  
Dimmable



**250790** FRAME FOR PLASTER  
85X85



83X76 mm  
Installation height 120 mm



ICEBOX IN TC-DE



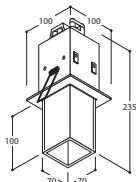
**229902** STAINL. STEEL + FROSTED PC



TC-DEL  
18W  
G24q-2  
230V-50Hz



**250790** FRAME FOR PLASTER  
85X85



83X76 mm  
Installation height 140 mm



TAL  
TECHNICAL  
ARCHITECTURAL  
LIGHTING



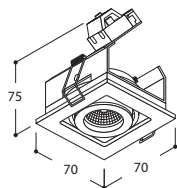
CIRKANT 35



323170 BRUSHED ALU

QR-C35  
20-35W  
G4  
12V-50Hz  
Dimmable  
350°  
30°

323179 FRAME FOR PLASTER  
72X72



60X60 mm  
Installation height 85 mm



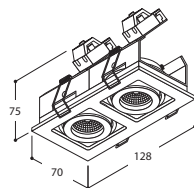
CIRKANT 70



323270 BRUSHED ALU

QR-C35 2x  
20-35W  
G4  
12V-50Hz  
Dimmable  
350°  
30°

323279 FRAME FOR PLASTER  
72X130



60X116 mm  
Installation height 85 mm



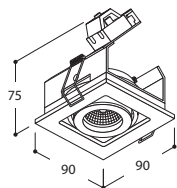
CIRKANT 50



325170 BRUSHED ALU

QR-C51  
20-50W  
GU5,3  
12V-50Hz  
Dimmable  
350°  
30°

250790 FRAME FOR PLASTER  
85X85



76X76 mm  
Installation height 85 mm



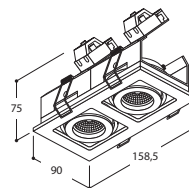
CIRKANT 100



325270 BRUSHED ALU

QR-C51 2x  
20-50W  
GU5,3  
12V-50Hz  
Dimmable  
350°  
30°

325279 FRAME FOR PLASTER  
85X156



76X148 mm  
Installation height 85 mm



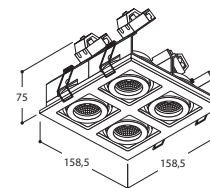
CIRKANT 200



325470 BRUSHED ALU

QR-C51 4x  
20-50W  
GU5,3  
12V-50Hz  
Dimmable  
350°  
30°

325479 FRAME FOR PLASTER  
156X156



148X148 mm  
Installation height 85 mm







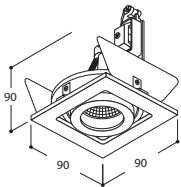
CIRKANT PATENT




**327670** BRUSHED ALU

 QR-C51  
20-50W  
GU5,3  
12V-50Hz  
Dimmable  
350°  
30°

 5398 FOCUS RING BLACK  
5399 FOCUS RING ANO




 80 mm  
Installation height 90 mm



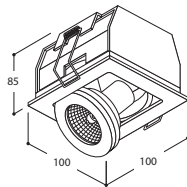
CIRKANT SFEROS  
50



**327170** BRUSHED ALU

 QR-C51  
20-50W  
GU5,3  
12V-50Hz  
Dimmable  
350°  
45°

 327197 FRAME FOR PLASTER  
 100X100



 89X89 mm  
Installation height 90 mm







ZILOS 50



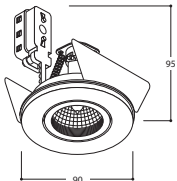
143024 BRUSHED ALU



QR-C51  
20-50W  
GU5,3  
12V-50Hz  
Dimmable  
350°  
30°



942009 ANTIGLARE



80 mm  
Installation height 95 mm





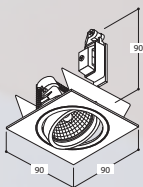
SOLID SQUARE  
MOBY



228470 BRUSHED ALU

QR-C51  
20-50W  
GU5,3  
12V-50Hz  
Dimmable  
350°  
30°

5398 FOCUS RING BLACK  
5399 FOCUS RING ANO  
5395 FOCUS RING GOLD  
700993 HOUSING BOX DIA 80 TORSION ANO



80 mm  
Installation height 90 mm



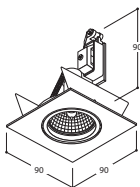
SOLID SQUARE



226470 BRUSHED ALU

QR-C51  
20-50W  
GU5,3  
12V-50Hz  
Dimmable

5398 FOCUS RING BLACK  
5399 FOCUS RING ANO  
5395 FOCUS RING GOLD  
700993 HOUSING BOX DIA 80 TORSION ANO



80 mm  
Installation height 90 mm



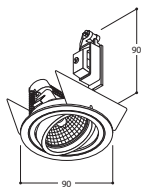
SOLID ROUND  
MOBY



227470 BRUSHED ALU

QR-C51  
20-50W  
GU5,3  
12V-50Hz  
Dimmable  
350°  
30°

5398 FOCUS RING BLACK  
5399 FOCUS RING ANO  
5395 FOCUS RING GOLD  
700993 HOUSING BOX DIA 80 TORSION ANO



80 mm  
Installation height 90 mm



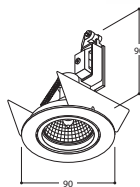
SOLID ROUND



225470 BRUSHED ALU

QR-C51  
20-50W  
GU5,3  
12V-50Hz  
Dimmable

5398 FOCUS RING BLACK  
5399 FOCUS RING ANO  
5395 FOCUS RING GOLD  
700993 HOUSING BOX DIA 80 TORSION ANO




80 mm  
Installation height 90 mm

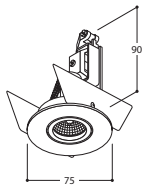



 MINI SOLID ROUND



**221470** BRUSHED ALU

 QR-C35  
20-35W  
G4  
12V-50Hz  
Dimmable




 68 mm  
Installation height 90 mm

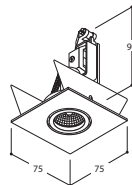


 MINI SOLID SQUARE



**222470** BRUSHED ALU

 QR-C35  
20-35W  
G4  
12V-50Hz  
Dimmable





 68 mm  
Installation height 90 mm

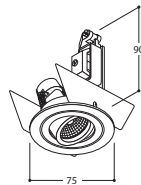


 MINI SOLID ROUND MOBY



**223470** BRUSHED ALU

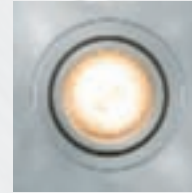
 QR-C35  
20-35W  
G4  
12V-50Hz  
Dimmable  
 350°  
 30°



 68 mm  
Installation height 90 mm

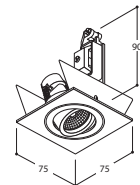


 MINI SOLID SQUARE MOBY



**224470** BRUSHED ALU

 QR-C35  
20-35W  
G4  
12V-50Hz  
Dimmable  
 350°  
 30°



 68 mm  
Installation height 90 mm







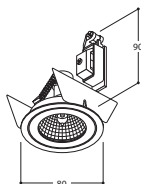
### CLIO QR-CS1



- 610529** STAINL. STEEL
- 5118** TEXT. WHITE
- 5115** TEXT. BLACK
- 5100** GLOSSY WHITE
- 5110** BLACK
- 5140** CHROME
- 5120** GREY 9007

QR-CS1  
20-50W  
GU5,3  
12V-50Hz  
Dimmable

- 5398** FOCUS RING BLACK
- 5399** FOCUS RING ANO
- 5395** FOCUS RING GOLD
- 700992** HOUSING BOX DIA 68 TORSION ANO
- 700997** CONE 51 ANO



68 mm  
Installation height 90 mm



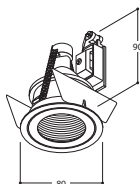
### CLIO QR-CS1 B&G



- 511526** BLACK + GOLD

QR-CS1  
20-50W  
GU5,3  
12V-50Hz  
Dimmable

- 700992** HOUSING BOX DIA 68 TORSION ANO



68 mm  
Installation height 90 mm



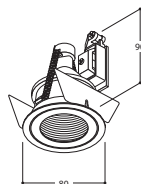
### CLIO QR-CS1 W&C



- 511821** WHITE + CHROIME

QR-CS1  
20-50W  
GU5,3  
12V-50Hz  
Dimmable

- 700992** HOUSING BOX DIA 68 TORSION ANO



68 mm  
Installation height 90 mm



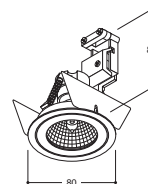
### CLIO QPAR16



- 615529** STAINL. STEEL
- 4118** TEXT. WHITE
- 4115** TEXT. BLACK
- 4100** GLOSSY WHITE
- 4110** BLACK
- 4140** CHROME
- 4120** GREY 9007

QPAR16 Alu Refl  
35-50W  
GU10  
230V-50Hz  
Dimmable R

- 5398** FOCUS RING BLACK
- 5399** FOCUS RING ANO
- 5395** FOCUS RING GOLD
- 700997** CONE 51 ANO



68 mm  
Installation height 88 mm



610529



5118



5115



5110



5140



5120

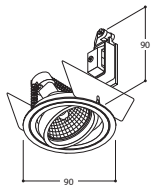
 ORION QR-CS1




- 610629** STAINL. STEEL
- 5218** TEXT. WHITE
- 5215** TEXT. BLACK
- 5200** GLOSSY WHITE
- 5210** BLACK
- 5240** CHROME
- 5220** GREY 9007

 QR-CS1  
20-50W  
GU5,3  
12V-50Hz  
Dimmable  
☞ 350°  
☞ 30°

-  5398 FOCUS RING BLACK
- 5399 FOCUS RING ANO
- 5395 FOCUS RING GOLD
- 700997 CONE 51 ANO



 80 mm  
Installation height 90 mm

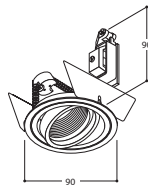



 ORION QR-CS1 B&C



- 521526** BLACK + GOLD

 QR-CS1  
20-50W  
GU5,3  
12V-50Hz  
Dimmable  
☞ 350°  
☞ 30°




 80 mm  
Installation height 90 mm

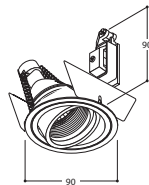


 ORION QR-CS1 W&C



- 521821** WHITE + CHROIME

 QR-CS1  
20-50W  
GU5,3  
12V-50Hz  
Dimmable  
☞ 350°  
☞ 30°




 80 mm  
Installation height 90 mm



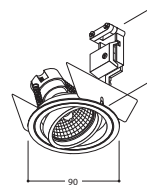
 ORION QPAR16



- 615629** STAINL. STEEL
- 4218** TEXT. WHITE
- 4215** TEXT. BLACK
- 4200** GLOSSY WHITE
- 4210** BLACK
- 4240** CHROME
- 4220** GREY 9007

 QPAR16 Alu Refl  
35-50W  
GU10  
230V-50Hz  
Dimmable R  
☞ 350°  
☞ 30°

-  5398 FOCUS RING BLACK
- 5399 FOCUS RING ANO
- 5395 FOCUS RING GOLD
- 700997 CONE 51 ANO



 80 mm  
Installation height 90 mm

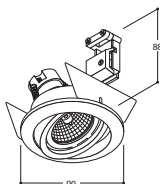



 SIMPLON MOBY  
QPAR16



**227370** BRUSHED ALU

 QPAR16 Alu Refl  
35-50W  
GU10  
230V-50Hz  
Dimmable R  
☉ 350°  
☉ 30°




 80 mm  
Installation height 95 mm



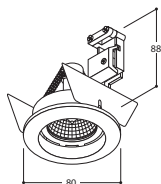
 SIMPLON QR-C51




**225270** BRUSHED ALU

 QR-C51  
20-50W  
GU5,3  
12V-50Hz  
Dimmable

 700992 HOUSING BOX TORSION



 68 mm  
Installation height 95 mm



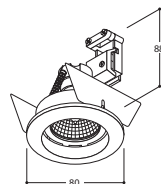
 SIMPLON QPAR16




**225370** BRUSHED ALU

 QPAR16 Alu Refl  
35-50W  
GU10  
230V-50Hz  
Dimmable R

 700993 HOUSING BOX TORSION



 68 mm  
Installation height 95 mm



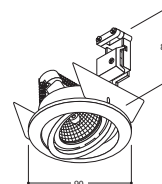
 SIMPLON MOBY  
QR-C51



**227270** BRUSHED ALU

 QR-C51  
20-50W  
GU5,3  
12V-50Hz  
Dimmable  
☉ 350°  
☉ 30°

 700993 HOUSING BOX TORSION



 80 mm  
Installation height 95 mm




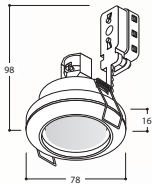


SIMPLON SPLASH



- 112118** LEAF TEXT. WHITE
- 112108** LEAF BRUSHED ALU
- 112218** TORSION TEXT. WHITE
- 112208** TORSION BRUSHED ALU

 QR-C51  
20-50W  
GU5,3  
12V-50Hz  
Dimmable




 68 mm  
Installation height 100 mm

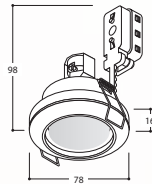



SIMPLON SPLASH  
CHROME



- 112200** CHROME

 QR-C51  
20-50W  
GU5,3  
12V-50Hz  
Dimmable



 68 mm  
Installation height 100 mm





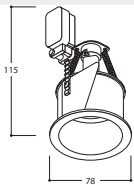



HELAX



- 132018** TEXT. WHITE
- 132002** TEXT. BLACK
- 132024** BRUSHED ALU

 QR-C51  
20-50W  
GU5,3  
12V-50Hz  
Dimmable




 70 mm  
Installation height 115 mm

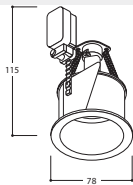



HELAX IP44



- 132118** TEXT. WHITE

 QR-C51  
20-50W  
GU5,3  
12V-50Hz  
Dimmable



 70 mm  
Installation height 115 mm

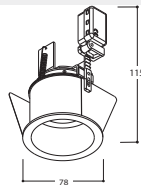



HELAX 3W



- 148218** 10° TEXT. WHITE + CW
- 148318** 10° TEXT. WHITE + WW
- 148418** 30° TEXT. WHITE + CW
- 148518** 30° TEXT. WHITE + WW
- 148618** 10° TEXT. WHITE + CW HO
- 148718** 10° TEXT. WHITE + WW HO
- 148818** 30° TEXT. WHITE + CW HO
- 148918** 30° TEXT. WHITE + WW HO

 POWERLED 3x  
1W  
350mA DC




 70 mm  
Installation height 115 mm







 CONVERTER P. 454







 HELAX HIT-m

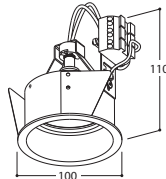



  





**148018** TEXT. WHITE


 HIT-m  
20-35W  
PGJ5  
1,5kV-50Hz  
30°


 **948000** BALLAST 20W + LAMPWIRING  
**948100** BALLAST 35W + LAMPWIRING






 92 mm  
Installation height 115 mm


IP 20    


 HELAX HIT-m B&G

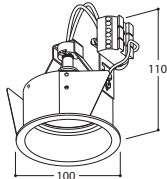



  





**148026** BLACK + GOLD


 HIT-m  
20-35W  
PGJ5  
1,5kV-50Hz  
30°


 **948000** BALLAST 20W + LAMPWIRING  
**948100** BALLAST 35W + LAMPWIRING






 92 mm  
Installation height 115 mm


IP 20    

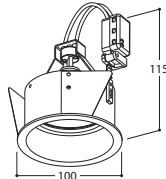
 HELAX QT12








  


**148118** TEXT. WHITE  
**148008** BRUSHED ALU


 QT-LP12  
35-50W  
GY6,35  
12V-50Hz  
Dimmable






 92 mm  
Installation height 115 mm


IP 20    

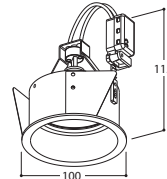
 HELAX QT12 B&G








  

**148126** BLACK + GOLD

 QT-LP12  
35-50W  
GY6,35  
12V-50Hz  
Dimmable



 92 mm  
Installation height 115 mm

IP 20    





MINI HELAX



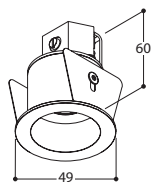
- 178017** TEXT. WHITE + CW
- 178027** TEXT. WHITE + WW
- 178057** TEXT. WHITE + CW HO
- 178097** TEXT. WHITE + WW HO
- 178037** TEXT. WHITE + AMBER
- 178047** TEXT. WHITE + RED
- 178067** TEXT. WHITE + GREEN
- 178087** TEXT. WHITE + BLUE



POWERLED  
1W  
350mA DC



CONVERTER P. 454



40 mm  
Installation height 60 mm






SPINA




- 315230** TEXT, WHITE + BLACK
- 315210** BLACK + GOLD
- 315220** ANO + BLACK

 QR-C51  
 20-50W  
 GU5,3  
 12V-50Hz  
 Dimmable



 70 mm  
 Installation height 115 mm



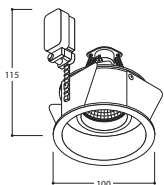



HELVA



- 133018** TEXT. WHITE
- 133002** TEXT. BLACK
- 133024** BRUSHED ALU

 QR-C51  
20-50W  
GX5,3  
12V-50Hz  
Dimmable  
☉ 350°  
☽ 30°



 92 mm  
Installation height 115 mm

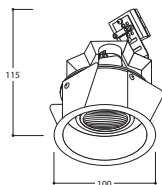


HELVA HI-PAR 51



- 129018** TEXT. WHITE
- 129002** TEXT. BLACK


 HI PAR51  
20-35W  
GX10  
4,5kV-50Hz  
☉ 350°  
☽ 30°







 92 mm  
Installation height 115 mm






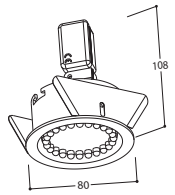

 NOVA








   0,5

**152018** LEAF TEXT. WHITE  
**152118** TORSION TEXT. WHITE

 LED  
1W  
230V-50Hz



 73 mm  
Installation height 80 mm

IP 40    

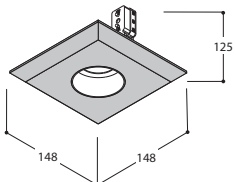


DREBBEL




132218 TEXT. WHITE

QR-C51  
20-50W  
GU5,3  
12V-50Hz  
Dimmable



PLASTERBOARD INCL.  
150X150X130



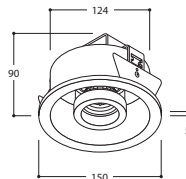
RAM C




138047 TEXT. WHITE  
138003 TEXT. GREY

QR-C51  
20-50W  
GX5,3  
12V-50Hz  
Dimmable

- 794211 SURFACE KIT ROUND SM TI TEXT. GREY
- 795211 SURFACE KIT ROUND SUSP TI TEXT. GREY
- 794218 SURFACE KIT ROUND SM TI TEXT. WHITE
- 795218 SURFACE KIT ROUND SUSP TI TEXT. WHITE
- 170097 INSTAL. BOX FOR PLASTER  
150X70
- 170077 INSTAL. BOX FOR CONCRETE  
150X105




140 mm  
Installation height 95 mm



 ECLIPS PASCAL TORSION

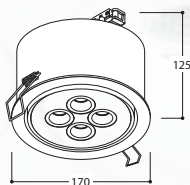


- 339017** NARROW TEXT. WHITE + CW
- 339011** NARROW TEXT. WHITE + CHROME + CW
- 339027** NARROW TEXT. WHITE + WW
- 339021** NARROW TEXT. WHITE + CHROME + WW
- 339117** WIDE TEXT. WHITE + CW
- 339111** WIDE TEXT. WHITE + CHROME + CW
- 339127** WIDE TEXT. WHITE + WW
- 339121** WIDE TEXT. WHITE + CHROME + WW

 POWERLED 4x  
3W  
700mA DC  
Dimmable  
☀️ 30°-30°



○ CONVERTER P. 454




 156 mm  
Installation height 125 mm



 ECLIPS PASCAL LEAF

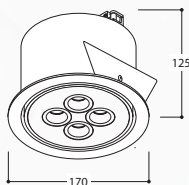



- 340017** NARROW TEXT. WHITE + CW
- 340011** NARROW TEXT. WHITE + CHROME + CW
- 340027** NARROW TEXT. WHITE + WW
- 340021** NARROW TEXT. WHITE + CHROME + WW
- 340117** WIDE TEXT. WHITE + CW
- 340111** WIDE TEXT. WHITE + CHROME + CW
- 340127** WIDE TEXT. WHITE + WW
- 340121** WIDE TEXT. WHITE + CHROME + WW

 POWERLED 4x  
3W  
700mA DC  
Dimmable  
☀️ 30°-30°



○ CONVERTER P. 454



 156 mm  
Installation height 125 mm

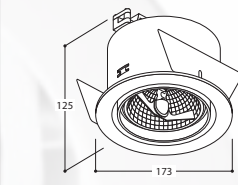



 ECLIPS PLUS QR III



- 428182** TORSION TEXT. WHITE
- 428187** LEAF TEXT. WHITE
- 428172** TORSION BRUSHED ALU
- 428177** LEAF BRUSHED ALU

 QR-LP111  
35-100W  
G53  
12V-50Hz  
Dimmable  
☀️ 30°-30°



 156 mm  
Installation height 125 mm



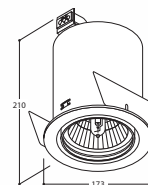
 ECLIPS PLUS HIT



- 428183** TORSION TEXT. WHITE
- 428188** LEAF TEXT. WHITE
- 428173** TORSION BRUSHED ALU
- 428178** LEAF BRUSHED ALU

 HIT  
35W-70W  
35°  
G12  
4,5kV-50Hz  
☀️ 30°-30°

- 495002 UV FILTER
- 495001 MATT GLASS
- 700995 15° REFLECTOR
- 700996 50° REFLECTOR




 150 mm  
Installation height 220 mm



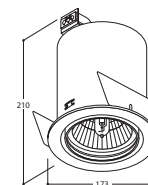
 ECLIPS PLUS HST



- 428283** TORSION TEXT. WHITE
- 428288** LEAF TEXT. WHITE
- 428273** TORSION BRUSHED ALU
- 428278** LEAF BRUSHED ALU

 HST  
50-100W  
35°  
GX12-1  
4,5kV-50Hz  
☀️ 30°-30°

- 495002 UV FILTER
- 495001 MATT GLASS
- 701000 15° REFLECTOR
- 701001 50° REFLECTOR



 150 mm  
Installation height 220 mm



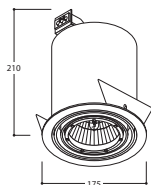


ECLIPS PLUS  
HIPAR30



- 428180** TORSION TEXT. WHITE
- 428185** LEAF TEXT. WHITE
- 428170** TORSION BRUSHED ALU
- 428175** LEAF BRUSHED ALU

 HI PAR-L 30  
35-70W  
E27h  
4,5kV-50Hz  
30°-30°




 150 mm  
Installation height 220 mm

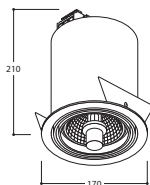


ECLIPS PLUS  
HIPARIII




- 428282** TORSION TEXT. WHITE
- 428287** LEAF TEXT. WHITE
- 428272** TORSION BRUSHED ALU
- 428277** LEAF BRUSHED ALU

 HI PAR111  
35-70W  
GX8,5  
4,5kV-50Hz  
30°-30°



 150 mm  
Installation height 220 mm



 PROJEXXAR 1 QRIII

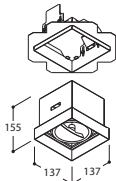



**313147** TEXT. WHITE  
**313126** TEXT. BLACK

 QR-LP111  
 35-100W  
 G53  
 12V-50Hz  
 Dimmable  
 ☉ 359°  
 ☾ 30°



●  
**313197** FRAME FOR PLASTER  
**313177** FRAME + BOX FOR PLASTER



 155X155 mm  
 Installation height 165 mm



 PROJEXXAR 2 QRIII

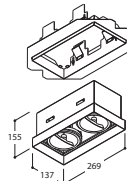



**313247** TEXT. WHITE  
**313226** TEXT. BLACK

 QR-LP111 2x  
 35-100W  
 G53  
 12V-50Hz  
 Dimmable  
 ☉ 359°  
 ☾ 30°



●  
**313297** FRAME FOR PLASTER  
**313277** FRAME + BOX FOR PLASTER



 143X275 mm  
 Installation height 165 mm



 PROJEXXAR 3 QRIII

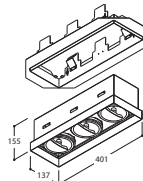



**313347** TEXT. WHITE  
**313326** TEXT. BLACK

 QR-LP111 3x  
 35-100W  
 G53  
 12V-50Hz  
 Dimmable  
 ☉ 359°  
 ☾ 30°



●  
**313397** FRAME FOR PLASTER  
**313377** FRAME + BOX FOR PLASTER




 143X407 mm  
 Installation height 165 mm



 PROJEXXAR 1 HIPARIII

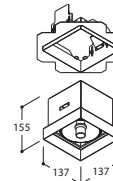



**313447** TEXT. WHITE  
**313426** TEXT. BLACK

 HI PAR111  
 35-70W  
 GX8,5  
 4.5KV - 50Hz  
 ☉ 359°  
 ☾ 30°



●  
**313197** FRAME FOR PLASTER  
**313177** FRAME + BOX FOR PLASTER



 155X155 mm  
 Installation height 165 mm



 PROJEXXAR 2 HIPARIII

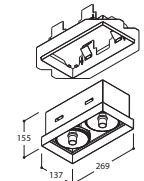



**313547** TEXT. WHITE  
**313526** TEXT. BLACK

 HI PAR111 2x  
 35-70W  
 GX8,5  
 4.5KV - 50Hz  
 ☉ 359°  
 ☾ 30°



●  
**313297** FRAME FOR PLASTER  
**313277** FRAME + BOX FOR PLASTER



 143X275 mm  
 Installation height 165 mm







PROJEXXAR 3  
HIPARIII

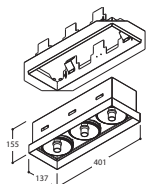


313647 TEXT. WHITE  
313626 TEXT. BLACK

HI PAR111 3x  
35-70W  
GX8,5  
4,5kV - 50Hz  
☀️ 359°  
🕒 30°



● 313397 FRAME FOR PLASTER  
313377 FRAME + BOX FOR CONCRETE



143X407 mm  
Installation height 165 mm



PROJEXXAR  
COMBI 2QRIII-  
HIPARIII



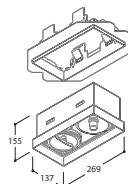
313747 TEXT. WHITE  
313726 TEXT. BLACK

QR-LP111  
35-100W  
G53  
12V-50Hz  
Dimmable DIMM only for qr111  
☀️ 359°  
🕒 30°

HI PAR111  
35-70W  
GX8,5  
4,5kV-50Hz  
☀️ 359°  
🕒 30°



● 313297 FRAME FOR PLASTER  
313277 FRAME + BOX FOR PLASTER



143X275 mm  
Installation height 165 mm



PROJEXXAR  
COMBI 3QRIII-  
HIPARIII



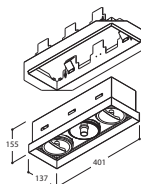
313847 TEXT. WHITE  
313826 TEXT. BLACK

QR-LP111 2x  
35-100W  
G53  
12V-50Hz  
Dimmable DIMM only for qr111  
☀️ 359°  
🕒 30°

HI PAR111  
35-70W  
GX8,5  
4,5kV-50Hz  
☀️ 359°  
🕒 30°



● 313397 FRAME FOR PLASTER  
313377 FRAME + BOX FOR PLASTER



143X275 mm  
Installation height 165 mm



PROJEXXAR  
COMBI 3HIPARIII-  
QRIII



313947 TEXT. WHITE  
313926 TEXT. BLACK

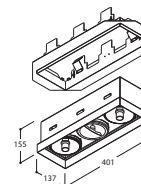
HI PAR111 2x  
35-70W  
GX8,5  
4,5kV-50Hz

☀️ 359°  
🕒 30°

QR-LP111  
35-100W  
G53  
12V-50Hz  
Dimmable DIMM only  
for qr111  
☀️ 359°  
🕒 30°



● 313397 FRAME FOR PLASTER  
313377 FRAME + BOX FOR PLASTER



143X407 mm  
Installation height 165 mm




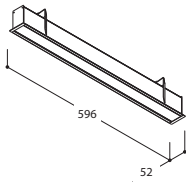



2U R PAPER 600



841047 TEXT. WHITE

 T16  
14/24W  
G5  
230V-50Hz




 584X45 mm  
Installation height 95 mm

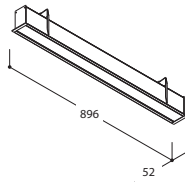



2U R PAPER 900



841147 TEXT. WHITE

 T16  
21/39W  
G5  
230V-50Hz




 884X45 mm  
Installation height 95 mm

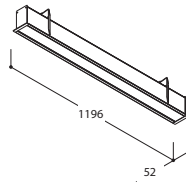



2U R PAPER 1200



841247 TEXT. WHITE

 T16  
28/54W  
G5  
230V-50Hz




 1184X45 mm  
Installation height 95 mm

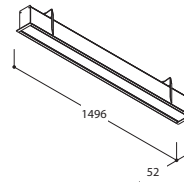


2U R PAPER 1500




841347 TEXT. WHITE


 T16  
35/49W  
G5  
230V-50Hz






 1484X45 mm  
Installation height 95 mm





 2U R H P A P 600









   1,3


**841050** TEXT. WHITE


 T16  
14/24W  
G5  
230V-50Hz






 584X45 mm  
Installation height 95 mm


IP 20     


 2U R H P A P 900









   1,6


**841150** TEXT. WHITE


 T16  
21/39W  
G5  
230V-50Hz






 884X45 mm  
Installation height 95 mm


IP 20     


 2U R H P A P 1200









   1,9


**841250** TEXT. WHITE


 T16  
28/54W  
G5  
230V-50Hz






 1184X45 mm  
Installation height 95 mm


IP 20     


 2U R H P A P 1500









   2,2


**841350** TEXT. WHITE


 T16  
35/49W  
G5  
230V-50Hz






 1484X45 mm  
Installation height 95 mm


IP 20     


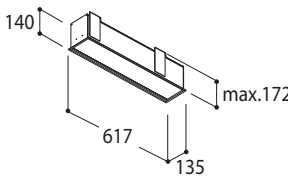
 3U R PAPER 600




   3,6






**877117** TEXT. WHITE


 T16 2x  
14/24W  
G5  
230V-50Hz








140  
617  
135  
max.172

 607X120 mm  
Installation height 175 mm


IP 20     


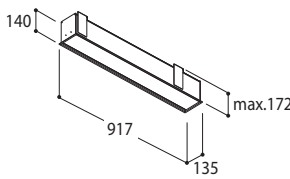
 3U R PAPER 900




   5,4






**877317** TEXT. WHITE


 T16 2x  
21/39W  
G5  
230V-50Hz








140  
917  
135  
max.172

 907X120 mm  
Installation height 175 mm


IP 20     


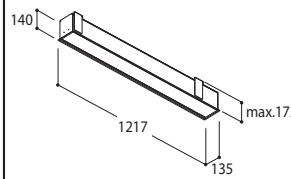
 3U R PAPER 1200




   7,2






**877517** TEXT. WHITE


 T16 2x  
28/54W  
G5  
230V-50Hz








140  
1217  
135  
max.172

 1207X120 mm  
Installation height 175 mm


IP 20     


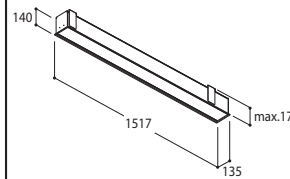
 3U R PAPER 1500




   9






**877717** TEXT. WHITE


 T16 2x  
35/49W  
G5  
230V-50Hz








140  
1517  
135  
max.172

 1507X120 mm  
Installation height 175 mm


IP 20     


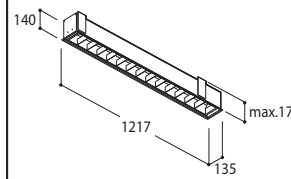
 3U R BAPER 1200




   7,2






**875517** TEXT. WHITE


 T16 2x  
28/54W  
G5  
230V-50Hz








140  
1217  
135  
max.172

 1207X120 mm  
Installation height 175 mm


IP 20     


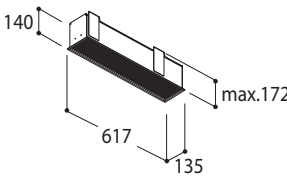
 3U R PAP 600  
PRISMA









   3,6


**879117** TEXT. WHITE


 T16 2x  
14/24W  
G5  
230V-50Hz







 607X120 mm  
Installation height 175 mm


IP 20     


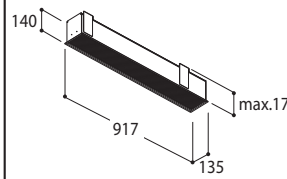
 3U R PAP 900  
PRISMA









   5,4


**879317** TEXT. WHITE


 T16 2x  
21/39W  
G5  
230V-50Hz







 907X120 mm  
Installation height 175 mm


IP 20     


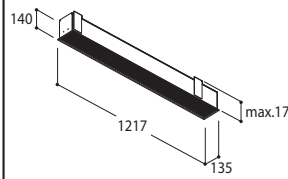
 3U R PAP 1200  
PRISMA









   7,2


**879517** TEXT. WHITE


 T16 2x  
28/54W  
G5  
230V-50Hz







 1207X120 mm  
Installation height 175 mm


IP 20     


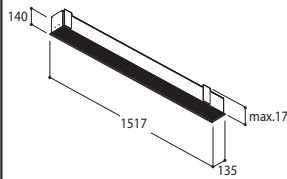
 3U R PAP 1500  
PRISMA









   9


**879717** TEXT. WHITE


 T16 2x  
35/49W  
G5  
230V-50Hz







 1507X120 mm  
Installation height 175 mm


IP 20     


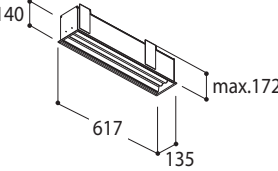
 **BECQUERELL R**  
600









   3,5


**897117** TEXT. WHITE


 T16S 2x  
14/24W  
G5  
230V-50Hz







 607X120 mm  
Installation height 175 mm


IP 20     


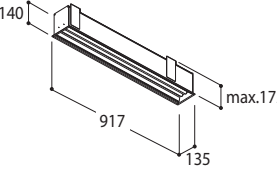
 **BECQUERELL R**  
900









   5,22


**897317** TEXT. WHITE


 T16S 2x  
21/39W  
G5  
230V-50Hz







 907X120 mm  
Installation height 175 mm


IP 20     


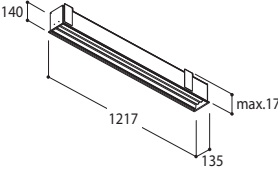
 **BECQUERELL R**  
1200









   7

**897517** TEXT. WHITE

 T16S 2x  
28/54W  
G5  
230V-50Hz

 1207X120 mm  
Installation height 175 mm

IP 20     

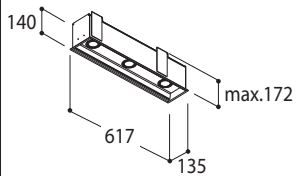


TESLA R PAP  
QR-CS1



897917 TEXT. WHITE

QR-CS1 3x  
20-50W  
GX5,3  
230V-50Hz  
Dimmable (L,C)



607X120 mm  
Installation height 175 mm

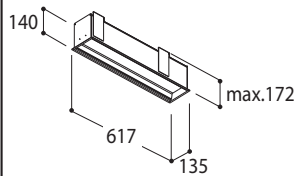


TESLA R PAP 600



897217 TEXT. WHITE

T16 2x  
14/24W  
G5  
230V-50Hz



607X120 mm  
Installation height 175 mm

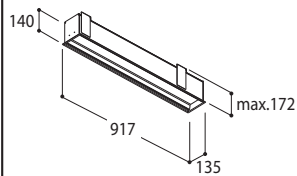


TESLA R PAP 900



897417 TEXT. WHITE

T16 2x  
21/39W  
G5  
230V-50Hz



907X120 mm  
Installation height 175 mm

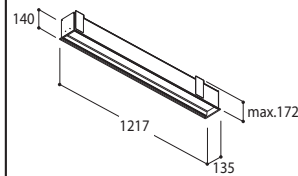


TESLA R PAP 1200



897617 TEXT. WHITE

T16 2x  
28/54W  
G5  
230V-50Hz



1207X120 mm  
Installation height 175 mm

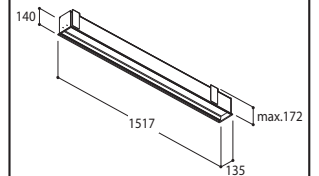


TESLA R PAP 1500



897817 TEXT. WHITE

T16 2x  
35/49W  
G5  
230V-50Hz

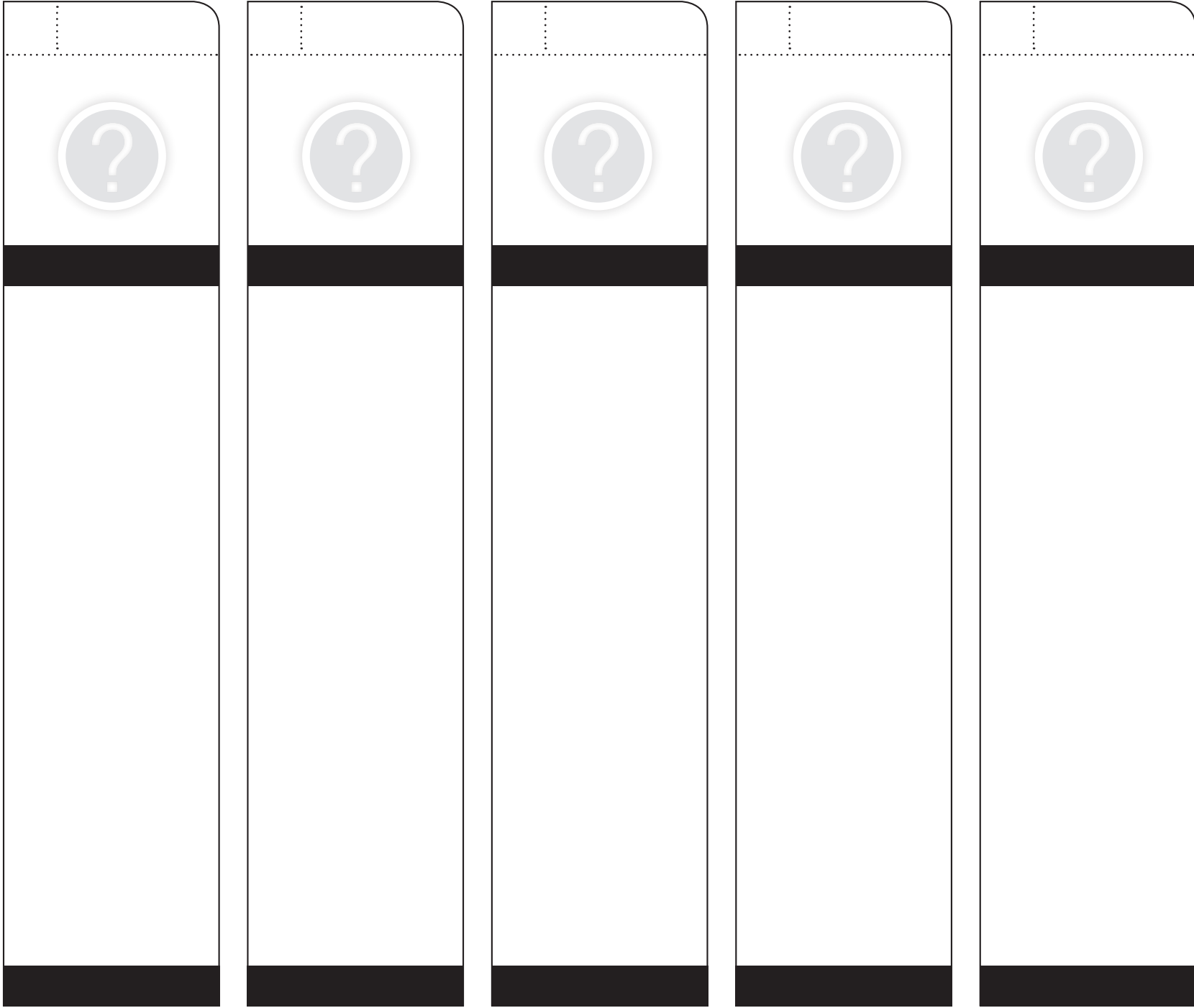


1507X120 mm  
Installation height 175 mm











1



44



102



204



210



218



222



390



424



444

- 2u r 324
- 2u 332
- 3u r 344
- 3u 350
- 4u 358
- digiline 364
- franklin 370
- tesla r 374
- tesla 378
- darwin 384



324

364



332

370



344

374

# PROFILE SYSTEMS PROFILE SYSTEMS F



350



378



358

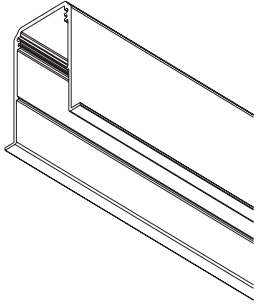


384



# PROFILE SYSTEMS PROFILE SYSTEMS

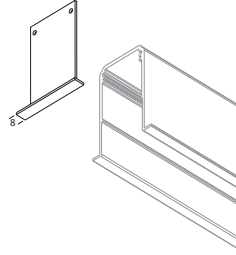
PROFILE



840047 TEXTURED WHITE P/M

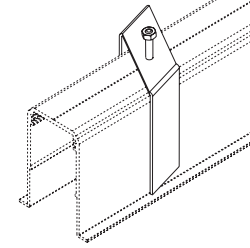


END CAP



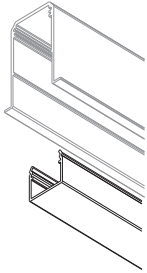
840247 TEXTURED WHITE

BRACKET



894900 1 PC PER METER (MIN. 2PCS)

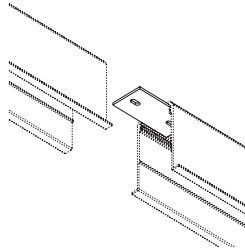
COVER



● TO USE IN EMPTY PROFILE SPACES

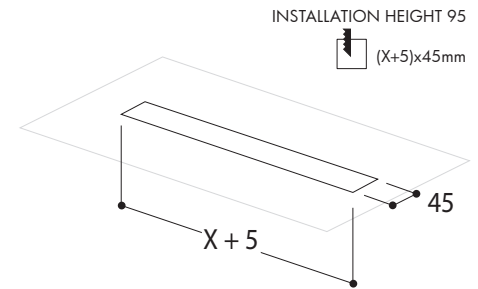
- 810106 POLYCARBONATE DIFFUSOR P/M
- 810105 POLYCARBONATE DIFFUSOR H P/M
- 810147 ALU COVER TEXTURED WHITE P/M

STRAIGHT CONNECTION



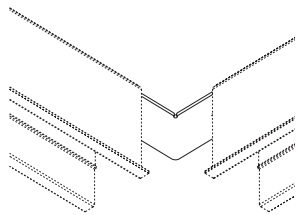
891910 STRAIGHT CONNECTION

CUT OUT



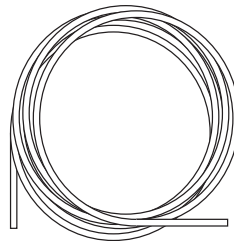
X= length of profile

CORNER



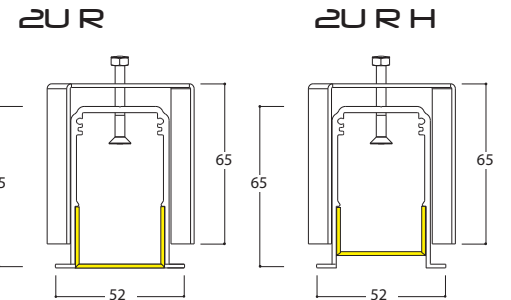
892110 CORNER 90°


EXTRA CIRCUIT



892630 PER METER

SECTION VIEW












2U R







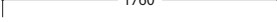

2U R H









|  |  |
|--|--|
| <b>T16 MODULES IX</b>  | <b>T16 MODULES IX DIMM</b>                     |
| <b>810200</b> 1X14-24W DOWN + PC   | <b>810206</b> 1X14-24W DOWN + PC DIMM. 1-10V   |
| <b>810260</b> 1X14-24W DOWN + PC H   | <b>810266</b> 1X14-24W DOWN + PC H DIMM. 1-10V |
|  T16 - FH 14W<br>T16 - FQ 24W<br>G5<br>230V-50Hz  |  |
|  <b>580</b><br> <b>0.3</b> |  |




|   |  |
|---|--|
| <b>T16 MODULES 2X</b>   | <b>T16 MODULES 2X DIMM</b>                     |
| <b>811200</b> 2X14-24W DOWN + PC  | <b>811206</b> 2X14-24W DOWN + PC DIMM. 1-10V   |
| <b>811260</b> 2X14-24W DOWN + PC H  | <b>811266</b> 2X14-24W DOWN + PC H DIMM. 1-10V |
|  T16 - FH 14W<br>T16 - FQ 24W<br>G5<br>230V-50Hz  |  |
|  <b>1160</b><br> <b>0.3</b> |  |




|  |  |
|--|--|
| <b>T16 MODULES IX</b>  | <b>T16 MODULES IX DIMM</b>                     |
| <b>810400</b> 1X21-39W DOWN + PC   | <b>810406</b> 1X21-39W DOWN + PC DIMM. 1-10V   |
| <b>810460</b> 1X21-39W DOWN + PC H   | <b>810466</b> 1X21-39W DOWN + PC H DIMM. 1-10V |
|  T16 - FH 21W<br>T16 - FQ 39W<br>G5<br>230V-50Hz  |  |
|  <b>880</b><br> <b>0.3</b> |  |


|   |  |
|---|--|
| <b>T16 MODULES 2X</b>   | <b>T16 MODULES 2X DIMM</b>                     |
| <b>811400</b> 2X21-39W DOWN + PC  | <b>811406</b> 2X21-39W DOWN + PC DIMM. 1-10V   |
| <b>811460</b> 2X21-39W DOWN + PC H  | <b>811466</b> 2X21-39W DOWN + PC H DIMM. 1-10V |
|  T16 - FH 21W<br>T16 - FQ 39W<br>G5<br>230V-50Hz  |  |
|  <b>1760</b><br> <b>0.3</b> |  |

|   |  |
|---|--|
| <b>T16 MODULES IX</b>   | <b>T16 MODULES IX DIMM</b>                     |
| <b>810600</b> 1X28-54W DOWN + PC  | <b>810606</b> 1X28-54W DOWN + PC DIMM. 1-10V   |
| <b>810660</b> 1X28-54W DOWN + PC H  | <b>810666</b> 1X28-54W DOWN + PC H DIMM. 1-10V |
|  T16 - FH 28W<br>T16 - FQ 54W<br>G5<br>230V-50Hz   |  |
|  <b>1180</b><br> <b>0.3</b> |  |

|   |  |
|---|--|
| <b>T16 MODULES 2X</b>   | <b>T16 MODULES 2X DIMM</b>                     |
| <b>811600</b> 2X28-54W DOWN + PC  | <b>811606</b> 2X28-54W DOWN + PC DIMM. 1-10V   |
| <b>811660</b> 2X28-54W DOWN + PC H  | <b>811666</b> 2X28-54W DOWN + PC H DIMM. 1-10V |
|  T16 - FH 28W<br>T16 - FQ 54W<br>G5<br>230V-50Hz  |  |
|  <b>2360</b><br> <b>0.3</b> |  |

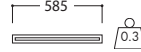
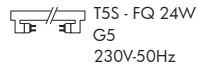
|   |  |
|---|--|
| <b>T16 MODULES IX</b>   | <b>T16 MODULES IX DIMM</b>                     |
| <b>810800</b> 1X35-49W DOWN + PC  | <b>810806</b> 1X35-49W DOWN + PC DIMM. 1-10V   |
| <b>810860</b> 1X35-49W DOWN + PC H  | <b>810866</b> 1X35-49W DOWN + PC H DIMM. 1-10V |
|  T16 - FH 35W<br>T16 - FQ 49W<br>G5<br>230V-50Hz   |  |
|  <b>1480</b><br> <b>0.3</b> |  |

|   |  |
|---|--|
| <b>T16 MODULES 2X</b>   | <b>T16 MODULES 2X DIMM</b>                     |
| <b>811800</b> 2X35-49W DOWN + PC  | <b>811806</b> 2X35-49W DOWN + PC DIMM. 1-10V   |
| <b>811860</b> 2X35-49W DOWN + PC H  | <b>811866</b> 2X35-49W DOWN + PC H DIMM. 1-10V |
|  T16 - FH 35W<br>T16 - FQ 49W<br>G5<br>230V-50Hz  |  |
|  <b>2960</b><br> <b>0.3</b> |  |



**T16 MODULES IX SEAMLESS**

- 810240** 1X24W DOWN + PC
- 810270** 1X24W DOWN + PC H

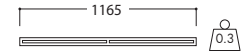
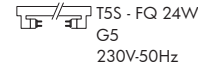


**T16 MODULES IX DIMM SEAMLESS**

- 810246** 1X24W DOWN + PC DIMM. 1-10V
- 810276** 1X24W DOWN + PC H DIMM. 1-10V

**T16 MODULES 2X SEAMLESS**

- 811240** 2X24W DOWN + PC
- 811270** 2X24W DOWN + PC H




**T16 MODULES 2X DIMM SEAMLESS**

- 811246** 2X24W DOWN + PC DIMM. 1-10V
- 811276** 2X24W DOWN + PC H DIMM. 1-10V

**T16 MODULES IX SEAMLESS**

- 810440** 1X39W DOWN + PC
- 810470** 1X39W DOWN + PC H




**T16 MODULES IX DIMM SEAMLESS**

- 810446** 1X39W DOWN + PC DIMM. 1-10V
- 810476** 1X39W DOWN + PC H DIMM. 1-10V

**T16 MODULES 2X SEAMLESS**

- 811440** 2X39W DOWN + PC
- 811470** 2X39W DOWN + PC H


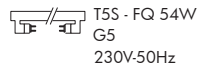


**T16 MODULES 2X DIMM SEAMLESS**

- 811446** 2X39W DOWN + PC DIMM. 1-10V
- 811476** 2X39W DOWN + PC H DIMM. 1-10V

**T16 MODULES IX SEAMLESS**

- 810640** 1X54W DOWN + PC
- 810670** 1X54W DOWN + PC H

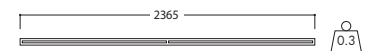


**T16 MODULES IX DIMM SEAMLESS**

- 810646** 1X54W DOWN + PC DIMM. 1-10V
- 810676** 1X54W DOWN + PC H DIMM. 1-10V

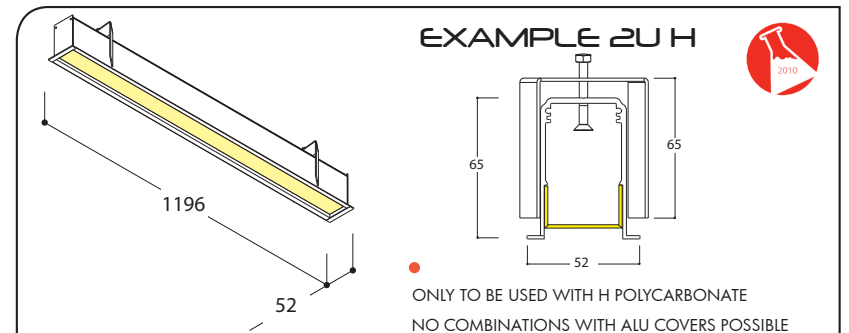
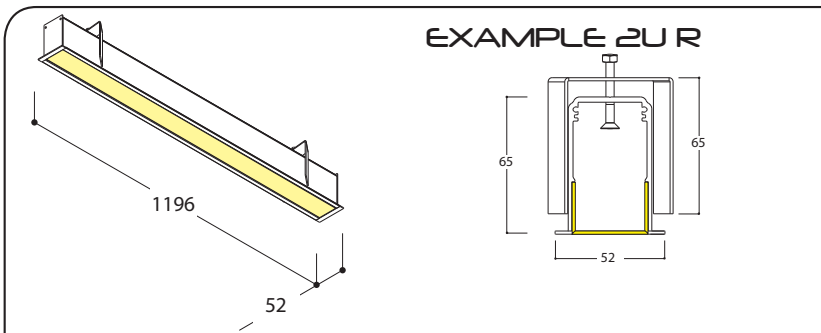
**T16 MODULES 2X SEAMLESS**

- 811640** 2X54W DOWN + PC
- 811670** 2X54W DOWN + PC H




**T16 MODULES 2X DIMM SEAMLESS**


- 811646** 2X54W DOWN + PC DIMM. 1-10V
- 811676** 2X54W DOWN + PC H DIMME. 1-10V







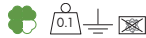
### MODULE LED LINE




- 819010** COOL WHITE
- 819040** RED
- 819050** YELLOW
- 819060** GREEN
- 819080** BLUE

LED  
24V-DC

[CONVERTER P. 454](#)



### MODULE LED LINE RGB

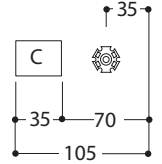


**819090** RGB  
 LED  
24V-DC

[RGB DRIVER P. 455](#)

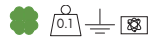


### MODULE POWERLED

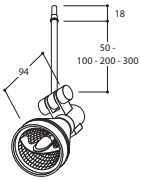


- 815210** COOL WHITE CI
  - 815200** WARM WHITE CI
  - 815201** COOL WHITE HO CI
  - 815211** WARM WHITE HO CI
- LED  
1W  
230V-50Hz

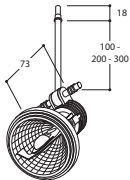
**810147** COVER TEXTURED WHITE P/M



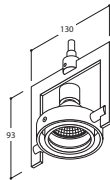
### POSSIBLE SPOTS FOR 2U JACK SYSTEMS



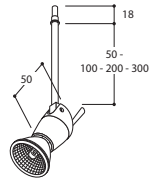
MEC 70 JACK



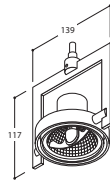
MEC 111 JACK



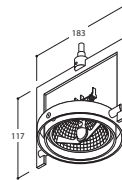
JIBE 50 JACK



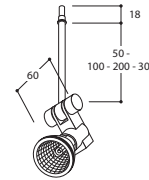
SHUTTLE 50 JACK



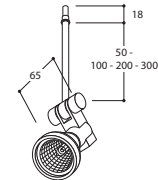
JIBE 70 JACK



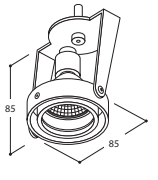
JIBE 111 JACK



MEC 50 JACK



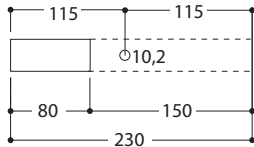
MEC 51 JACK



MONO DOSTEC JACK

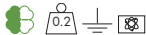
### MIO SYSTEMS ALSO AVAILABLE

#### MODULE SINGLE JACK

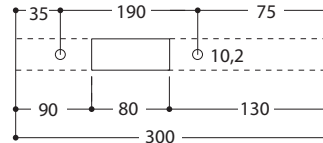


**814130** SINGLE JACK  
230V-50Hz  
DIMM L,C

**810147** COVER TEXTURED WHITE P/M

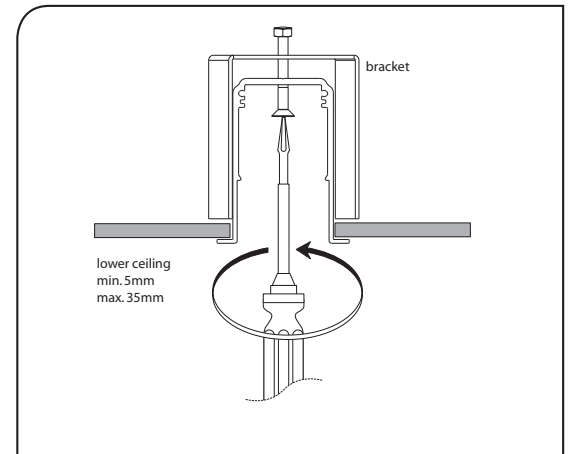




#### MODULE DOUBLE JACK



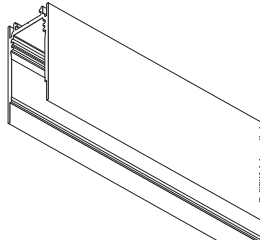
**814230** DOUBLE JACK  
230V-50Hz  
DIMM L,C

**810147** COVER TEXTURED WHITE P/M





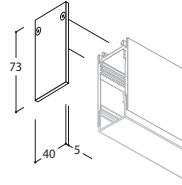
## PROFILE



- 810047** TEXTURED WHITE P/M  
**810012** ANODISED P/M  
**810008** BRUSHED ALU P/M

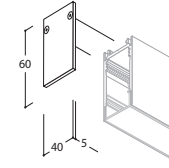


## END CAP



- 810247** TEXTURED WHITE  
**810212** ANODISED  
**810208** BRUSHED ALU

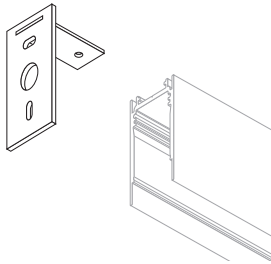
## END CAP H



- 810347** TEXTURED WHITE  
**810312** ANODISED  
**810308** BRUSHED ALU

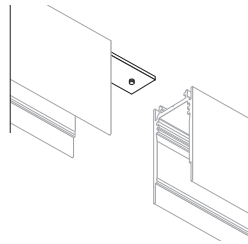


## WALL FIXATION



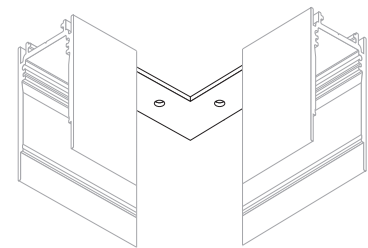
- 891800** WALL FIXATION

## STRAIGHT CONNECTION



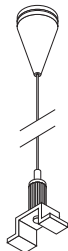
- 891900** STRAIGHT CONNECTION

## CORNER



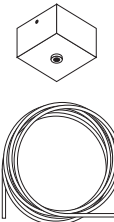
- 892000** CORNER 135°  
**892100** CORNER 90°  
**892200** CORNER A 45°-85° ON REQUEST

## SUSPENSION SINGLE



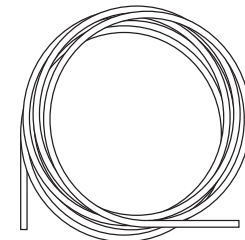
- 892347** L=2.25M TEXT WHITE  
**892330** L=2.25M ANO  
**892447** L=4M TEXT WHITE  
**892430** L=4M ANO  
**892547** L=6M TEXT WHITE  
**892530** L=6M ANO

## CABLE + BASE



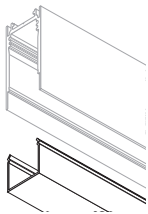
- 890847** 3X0.75MM2 L=2.45M TEXT WHITE  
**890808** 3X0.75MM2 L=2.45M BRUSHED ALU  
**890947** 3X0.75MM2 L=4.2M TEXT WHITE  
**890908** 3X0.75MM2 L=4.2M BRUSHED ALU  
**891047** 3X0.75MM2 L=6.2M TEXT WHITE  
**891008** 3X0.75MM2 L=6.2M BRUSHED ALU  
**891147** 5X0.75MM2 L=2.45M TEXT WHITE  
**891108** 5X0.75MM2 L=2.45M BRUSHED ALU  
**891247** 5X0.75MM2 L=4.2M TEXT WHITE  
**891208** 5X0.75MM2 L=4.2M BRUSHED ALU  
**891347** 5X0.75MM2 L=6.2M TEXT WHITE  
**891308** 5X0.75MM2 L=6.2M BRUSHED ALU

## EXTRA CIRCUIT



- 892630** PER METER

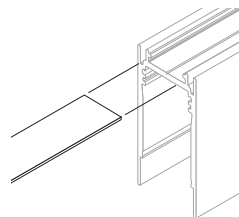
## COVER



● TO USE IN EMPTY PROFILE SPACES

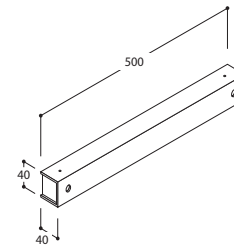
- 810106** POLYCARBONATE DIFFUSOR P/M
- 810105** POLYCARBONATE DIFFUSOR H P/M
- 810147** ALU COVER TEXTURED WHITE P/M
- 810112** ALU COVER ANO P/M
- 810108** ALU COVER BRUSHED ALU P/M

## TOP STRIP



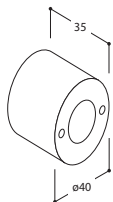
- 894447** TEXTURED WHITE P/M
- 894412** ANODISED P/M
- 894408** BRUSHED ALU P/M

## WALLBEAM

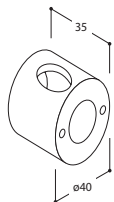


- 894547** TEXTURED WHITE
- 894512** ANODISED
- 894508** BRUSHED ALU

## 2U 2 CONNECTION



CONNECTION



POWER CONNECTION

- 894247** TEXTURED WHITE
- 894208** BRUSHED ALU
- 894347** TEXTURED WHITE
- 894308** BRUSHED ALU


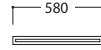
## 2U



## 2U H




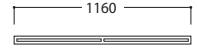
## T16 MODULES 1X

**810200** 1X14-24W DOWN + PC**810260** 1X14-24W DOWN + PC H
 T16 - FH 14W  
T16 - FQ 24W  
G5  
230V-50Hz


## T16 MODULES 1X DIMM

**810206** 1X14-24W DOWN + PC DIMM. 1-10V**810266** 1X14-24W DOWN + PC H DIMM. 1-10V



## T16 MODULES 2X

**811200** 2X14-24W DOWN + PC**811260** 2X14-24W DOWN + PC H
 T16 - FH 14W  
T16 - FQ 24W  
G5  
230V-50Hz


## T16 MODULES 2X DIMM

**811206** 2X14-24W DOWN + PC DIMM. 1-10V**811266** 2X14-24W DOWN + PC H DIMM. 1-10V



## T16 MODULES 1X

**810400** 1X21-39W DOWN + PC**810460** 1X21-39W DOWN + PC H
 T16 - FH 21W  
T16 - FQ 39W  
G5  
230V-50Hz


## T16 MODULES 1X DIMM

**810406** 1X21-39W DOWN + PC DIMM. 1-10V**810466** 1X21-39W DOWN + PC H DIMM. 1-10V



## T16 MODULES 2X

**811400** 2X21-39W DOWN + PC**811460** 2X21-39W DOWN + PC H
 T16 - FH 21W  
T16 - FQ 39W  
G5  
230V-50Hz


## T16 MODULES 2X DIMM

**811406** 2X21-39W DOWN + PC DIMM. 1-10V**811466** 2X21-39W DOWN + PC H DIMM. 1-10V



## T16 MODULES 1X

**810600** 1X28-54W DOWN + PC**810660** 1X28-54W DOWN + PC H
 T16 - FH 28W  
T16 - FQ 54W  
G5  
230V-50Hz


## T16 MODULES 1X DIMM

**810606** 1X28-54W DOWN + PC DIMM. 1-10V**810666** 1X28-54W DOWN + PC H DIMM. 1-10V



## T16 MODULES 2X

**811600** 2X28-54W DOWN + PC**811660** 2X28-54W DOWN + PC H
 T16 - FH 28W  
T16 - FQ 54W  
G5  
230V-50Hz


## T16 MODULES 2X DIMM

**811606** 2X28-54W DOWN + PC DIMM. 1-10V**811666** 2X28-54W DOWN + PC H DIMM. 1-10V



## T16 MODULES 1X

**810800** 1X35-49W DOWN + PC**810860** 1X35-49W DOWN + PC H
 T16 - FH 35W  
T16 - FQ 49W  
G5  
230V-50Hz


## T16 MODULES 1X DIMM

**810806** 1X35-49W DOWN + PC DIMM. 1-10V**810866** 1X35-49W DOWN + PC H DIMM. 1-10V

## T16 MODULES 2X


**811800** 2X35-49W DOWN + PC**811860** 2X35-49W DOWN + PC H
 T16 - FH 35W  
T16 - FQ 49W  
G5  
230V-50Hz


## T16 MODULES 2X DIMM

**811806** 2X35-49W DOWN + PC DIMM. 1-10V**811866** 2X35-49W DOWN + PC H DIMM. 1-10V

### T16 MODULES 1X UP - DOWN

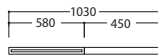
**812200** 1X14-24W UP DOWN + PC

 T16 - FH 14W  
T16 - FQ 24W  
G5  
230V-50Hz

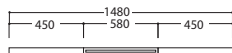
### T16 MODULES 1X DIMM UP - DOWN

**812206** 1X14-24W UP DOWN + PC DIMM. 1-10V

ASYMMETRIC




SYMMETRIC




### T16 MODULES 2X UP - DOWN


**813200** 2X14-24W UP DOWN + PC

 T16 - FH 14W  
T16 - FQ 24W  
G5  
230V-50Hz

ASYMMETRIC




SYMMETRIC



### T16 MODULES 1X UP - DOWN

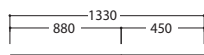
**812400** 1X21-39W UP DOWN + PC

 T16 - FH 21W  
T16 - FQ 39W  
G5  
230V-50Hz

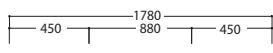
### T16 MODULES 1X DIMM UP - DOWN

**812406** 1X21-39W UP DOWN + PC DIMM. 1-10V

ASYMMETRIC




SYMMETRIC

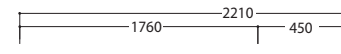


### T16 MODULES 2X UP - DOWN

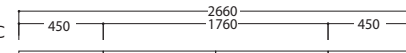
**813400** 2X21-39W UP DOWN + PC

 T16 - FH 21W  
T16 - FQ 39W  
G5  
230V-50Hz

ASYMMETRIC




SYMMETRIC



### T16 MODULES 1X UP - DOWN

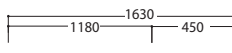
**812600** 1X28-54W UP DOWN + PC

 T16 - FH 28W  
T16 - FQ 54W  
G5  
230V-50Hz

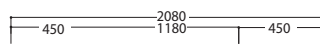
### T16 MODULES 1X DIMM UP - DOWN

**812606** 1X28-54W UP DOWN + PC DIMM. 1-10V

ASYMMETRIC




SYMMETRIC



### T16 MODULES 1X UP - DOWN

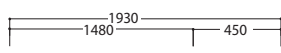
**812800** 1X35-49W UP DOWN + PC

 T16 - FH 35W  
T16 - FQ 49W  
G5  
230V-50Hz


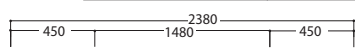
### T16 MODULES 1X DIMM UP - DOWN

**812806** 1X35-49W UP DOWN + PC DIMM. 1-10V

ASYMMETRIC

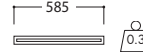


SYMMETRIC



### T16 MODULES 1X SEAMLESS

- 810240** 1X24W DOWN + PC
- 810270** 1X24W DOWN + PC H

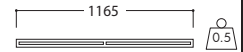
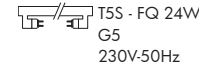


### T16 MODULES 1X DIMM SEAMLESS

- 810246** 1X24W DOWN + PC DIMM. 1-10V
- 810276** 1X24W DOWN + PC H DIMM. 1-10V

### T16 MODULES 2X SEAMLESS

- 811240** 2X24W DOWN + PC
- 811270** 2X24W DOWN + PC H

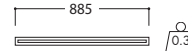
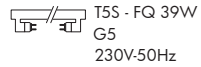


### T16 MODULES 2X DIMM SEAMLESS

- 811246** 2X24W DOWN + PC DIMM. 1-10V
- 811276** 2X24W DOWN + PC H DIMM. 1-10V

### T16 MODULES 1X SEAMLESS

- 810440** 1X39W DOWN + PC
- 810470** 1X39W DOWN + PC H


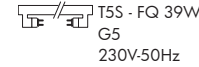


### T16 MODULES 1X DIMM SEAMLESS

- 810446** 1X39W DOWN + PC DIMM 1-10V
- 810476** 1X39W DOWN + PC H DIMM. 1-10V

### T16 MODULES 2X SEAMLESS

- 811440** 2X39W DOWN + PC
- 811470** 2X39W DOWN + PC H


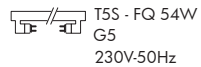


### T16 MODULES 2X DIMM SEAMLESS

- 811446** 2X39W DOWN + PC DIMM. 1-10V
- 811476** 2X39W DOWN + PC H DIMM. 1-10V

### T16 MODULES 1X SEAMLESS

- 810640** 1X54W DOWN + PC
- 810670** 1X54W DOWN + PC H

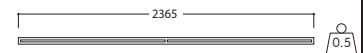


### T16 MODULES 1X DIMM SEAMLESS

- 810646** 1X54W DOWN + PC DIMM. 1-10V
- 810676** 1X54W DOWN + PC H DIMM. 1-10V

### T16 MODULES 2X SEAMLESS

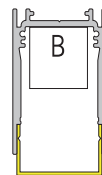
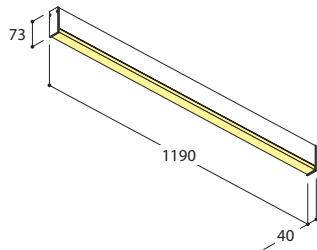
- 811640** 2X54W DOWN + PC
- 811670** 2X54W DOWN + PC H



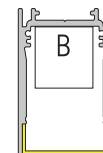
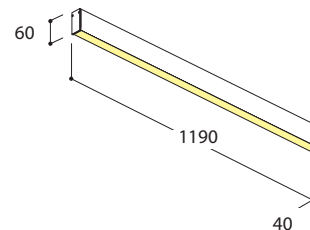
### T16 MODULES 2X DIMM SEAMLESS

- 811646** 2X54W DOWN + PC DIMM. 1-10V
- 811676** 2X54W DOWN + PC H DIMM. 1-10V

### EXAMPLE 2U



### EXAMPLE 2U H



ONLY TO BE USED WITH H POLYCARBONATE  
NO COMBINATIONS WITH ALU COVERS POSSIBLE




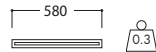




### T16 MODULES IX BAP

**810250** 1X14-24W DOWN + BAP

 T16 - FH 14W  
T16 - FQ 24W  
G5  
230V-50Hz




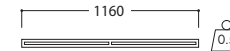
### T16 MODULES IX DIMM BAP

**810256** 1X14-24W DOWN + BAP DIMM. 1-10V

### T16 MODULES 2X BAP

**811250** 2X14-24W DOWN + BAP

 T16 - FH 14W  
T16 - FQ 24W  
G5  
230V-50Hz




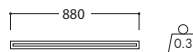
### T16 MODULES 2X DIMM BAP

**811256** 2X14-24W DOWN + BAP DIMM. 1-10V

### T16 MODULES IX BAP

**810450** 1X21-39W DOWN + BAP

 T16 - FH 21W  
T16 - FQ 39W  
G5  
230V-50Hz




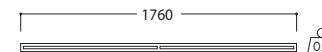
### T16 MODULES IX DIMM BAP

**810456** 1X21-39W DOWN + BAP DIMM. 1-10V

### T16 MODULES 2X BAP

**811450** 2X21-39W DOWN + BAP

 T16 - FH 21W  
T16 - FQ 39W  
G5  
230V-50Hz




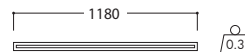
### T16 MODULES 2X DIMM BAP

**811456** 2X21-39W DOWN + BAP DIMM. 1-10V

### T16 MODULES IX BAP

**810650** 1X28-54W DOWN + BAP

 T16 - FH 28W  
T16 - FQ 54W  
G5  
230V-50Hz




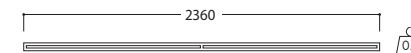
### T16 MODULES IX DIMM BAP

**810656** 1X28-54W DOWN + BAP DIMM. 1-10V

### T16 MODULES 2X BAP

**811650** 2X28-54W DOWN + BAP

 T16 - FH 28W  
T16 - FQ 54W  
G5  
230V-50Hz




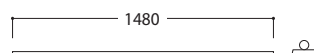
### T16 MODULES 2X DIMM BAP

**811656** 2X28-54W DOWN + BAP DIMM. 1-10V

### T16 MODULES IX BAP

**810850** 1X35-49W DOWN + BAP

 T16 - FH 35W  
T16 - FQ 49W  
G5  
230V-50Hz




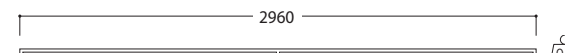
### T16 MODULES IX DIMM BAP

**810856** 1X35-49W DOWN + BAP DIMM. 1-10V

### T16 MODULES 2X BAP


**811850** 2X35-49W DOWN + BAP



 T16 - FH 35W  
T16 - FQ 49W  
G5  
230V-50Hz



### T16 MODULES 2X DIMM BAP


**811856** 2X35-49W DOWN + BAP DIMM. 1-10V







### MODULE LED LINE




- 819010** COOL WHITE
- 819040** RED
- 819050** YELLOW
- 819060** GREEN
- 819080** BLUE



○  
CONVERTER P. 454



### MODULE LED LINE RGB

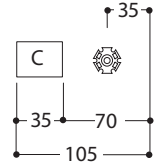


- 819090** RGB
- LED 24V-DC

○  
RGB DRIVER P. 455



### MODULE POWERLED



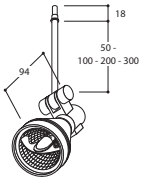
- 815210** COOL WHITE CI
- 815200** WARM WHITE CI
- 815201** COOL WHITE HO CI
- 815211** WARM WHITE HO CI



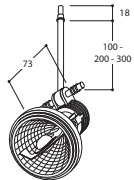
- **810147** COVER TEXTURED WHITE P/M
- 810112** COVER ANO P/M
- 810108** COVER BRUSHED ALU P/M



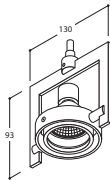
### POSSIBLE SPOTS FOR 2U JACK SYSTEMS



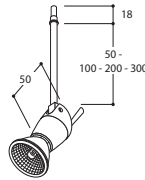
MEC 70 JACK



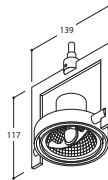
MEC 111 JACK



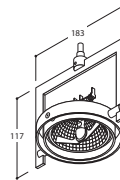
JIBE 50 JACK



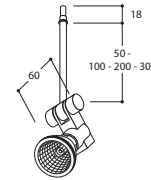
SHUTTLE 50 JACK



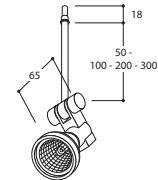
JIBE 70 JACK



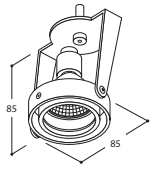
JIBE 111 JACK



MEC 50 JACK



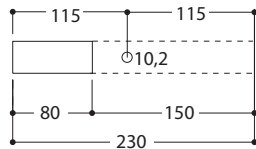
MEC 51 JACK



MONO DOSTEC JACK

### MIO SYSTEMS ALSO AVAILABLE

#### MODULE SINGLE JACK

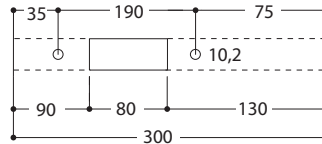


- 814130** SINGLE JACK  
230V-50Hz  
DIMM L,C

- **810147** COVER TEXTURED WHITE P/M
- 810112** COVER ANO P/M
- 810108** COVER BRUSHED ALU P/M



#### MODULE DOUBLE JACK

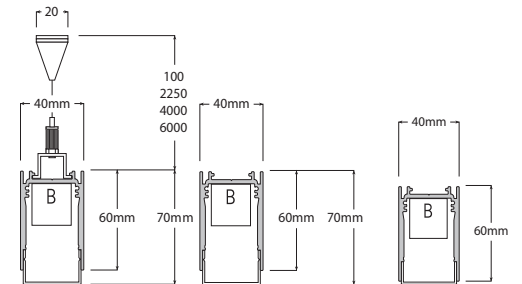


- 814230** DOUBLE JACK  
230V-50Hz  
DIMM L,C

- **810147** COVER TEXTURED WHITE P/M
- 810112** COVER ANO P/M
- 810108** COVER BRUSHED ALU P/M

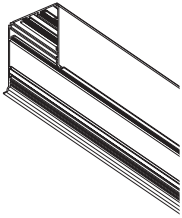


#### CROSS SECTIONS





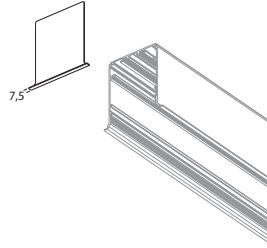
PROFILE



870047 TEXTURED WHITE P/M

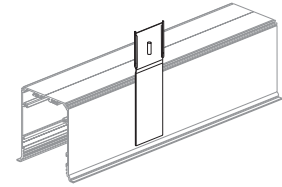


END CAP



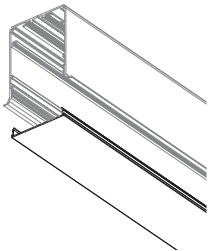
870247 TEXTURED WHITE

BRACKET



870100 1 PC PER METER (MIN. 2PCS)

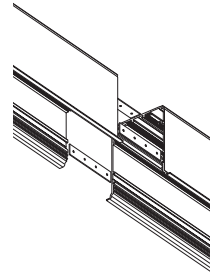
COVER



● TO USE IN EMPTY PROFILE SPACES

- 860106 POLYCARBONATE DIFFUSOR P/M
- 860107 POLYCARBONATE PRISMATIC DIFFUSOR P/M
- 860147 ALU COVER TEXTURED WHITE P/M

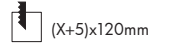
STRAIGHT CONNECTION



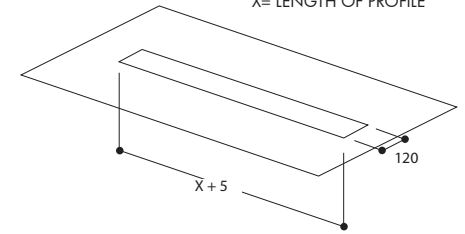
869100 STRAIGHT CONNECTION

CUT OUT

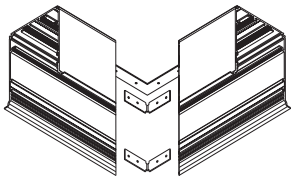
INSTALLATION HEIGHT 175mm



X= LENGTH OF PROFILE

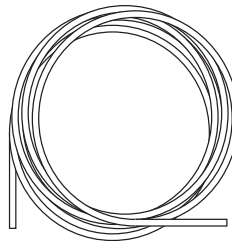


CORNER



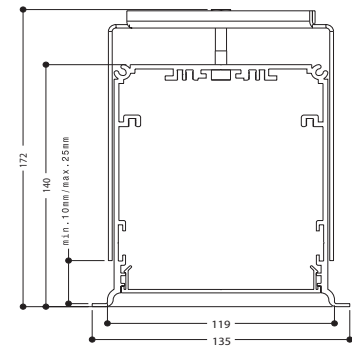
- 869200 CORNER 90°
- 869300 CORNER 135°
- 869400 CORNER A (45°-85°) ON REQUEST

EXTRA CIRCUIT





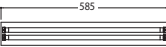

892630 PER METER





SECTION VIEW









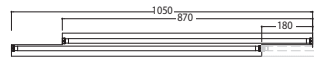





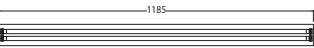







|   |  |
|---|--|
| <b>T16 MODULES 2X</b>   | <b>T16 MODULES 2X DIMM</b>   |
| <b>860160</b> 2X14-24W DOWN + PC  | <b>860167</b> 2X14-24W DOWN + PC DIMM. 1-10V   |
| <b>860170</b> 2X14-24W DOWN + PRISMATIC   | <b>860177</b> 2X14-24W DOWN + PRISMATIC DIMM. 1-10V  |
|  T16 - FH 14W<br> T16 - FQ 24W<br>G5<br>230V-50Hz |  585<br> 0.5 |





|   |  |
|---|--|
| <b>T16 MODULES 2X CONTINUOUS</b>  | <b>T16 MODULES 2X DIMM CONTINUOUS</b>  |
| <b>862160</b> 2X14-24W CONT. + PC   | <b>862167</b> 2X14-24W CONT. + PC DIMM. 1-10V  |
| <b>862170</b> 2X14-24W CONT. + PRISMATIC  | <b>862177</b> 2X14-24W CONT. + PRISMATIC DIMM. 1-10V   |
|  T16 - FH 14W<br> T16 - FQ 24W<br>G5<br>230V-50Hz |  750 570 180<br> 0.5 |



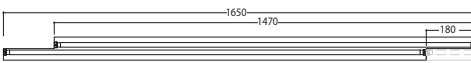

|   |  |
|---|--|
| <b>T16 MODULES 2X</b>   | <b>T16 MODULES 2X DIMM</b>   |
| <b>860360</b> 2X21-39W DOWN + PC  | <b>860367</b> 2X21-39W DOWN + PC DIMM. 1-10V   |
| <b>860370</b> 2X21-39W DOWN + PRISMATIC   | <b>860377</b> 2X21-39W DOWN + PRISMATIC DIMM. 1-10V  |
|  T16 - FH 21W<br> T16 - FQ 39W<br>G5<br>230V-50Hz |  885<br> 0.7 |

|   |   |
|---|---|
| <b>T16 MODULES 2X CONTINUOUS</b>  | <b>T16 MODULES 2X DIMM CONTINUOUS</b>   |
| <b>862360</b> 2X21-39W CONT. + PC   | <b>862367</b> 2X21-39W CONT. + PC DIMM. 1-10V   |
| <b>862370</b> 2X21W CONT. + PRISMATIC   | <b>862377</b> 2X21-39W CONT. + PRISMATIC DIMM. 1-10V  |
|  T16 - FH 21W<br> T16 - FQ 39W<br>G5<br>230V-50Hz |  1050 870 180<br> 0.7 |

|   |   |
|---|---|
| <b>T16 MODULES 2X</b>   | <b>T16 MODULES 2X DIMM</b>  |
| <b>860560</b> 2X28-54W DOWN + PC  | <b>860567</b> 2X28-54W DOWN + PC DIMM. 1-10V  |
| <b>860570</b> 2X28-54W + PRISMATIC  | <b>860577</b> 2X28-54W DOWN + PRISMATIC DIMM. 1-10V   |
|  T16 - FH 28W<br> T16 - FQ 54W<br>G5<br>230V-50Hz |  1185<br> 0.9 |

|   |  |
|---|--|
| <b>T16 MODULES 2X CONTINUOUS</b>  | <b>T16 MODULES 2X DIMM CONTINUOUS</b>  |
| <b>862560</b> 2X28-54W CONT. + PC   | <b>862567</b> 2X28-54W CONT. + PC DIMM. 1-10V  |
| <b>862570</b> 2X28-54W CONT. + PRISMATIC  | <b>862577</b> 2X28-54W CONT. + PRISMATIC DIMM. 1-10V   |
|  T16 - FH 28W<br> T16 - FQ 54W<br>G5<br>230V-50Hz |  1350 1170 180<br> 0.9 |

|   |   |
|---|---|
| <b>T16 MODULES 2X</b>   | <b>T16 MODULES 2X DIMM</b>  |
| <b>860760</b> 2X35-49W DOWN + PC  | <b>860767</b> 2X35-49W DOWN + PC DIMM. 1-10V  |
| <b>860770</b> 2X35-49W + PRISMATIC  | <b>860777</b> 2X35-49W DOWN + PRISMATIC DIMM. 1-10V   |
|  T16 - FH 35W<br> T16 - FQ 49W<br>G5<br>230V-50Hz |  1485<br> 1.1 |

|   |  |
|---|--|
| <b>T16 MODULES 2X CONTINUOUS</b>  | <b>T16 MODULES 2X DIMM CONTINUOUS</b>  |
| <b>862760</b> 2X35-49W CONT. + PC   | <b>862767</b> 2X35-49W CONT. + PC DIMM. 1-10V  |
| <b>862770</b> 2X35-49W CONT. + PRISMATIC  | <b>862777</b> 2X35-49W CONT. + PRISMATIC DIMM. 1-10V   |
|  T16 - FH 35W<br> T16 - FQ 49W<br>G5<br>230V-50Hz |  1650 1470 180<br> 1.1 |





**T16 MODULES 2X  
BAP**

**860660** 2X28-54W DOWN + BAP

**T16 MODULES 2X DIMM  
BAP**

**860667** 2X28-54W DOWN + BAP DIMM. 1-10V

 T16 - FH 28W  
T16 - FQ 54W  
G5  
230V-50Hz



MODULE HIT-DE/QT-DE12



MODULE QT12/QRC51/HIT-m



MODULE B4



special version - chrome

### MODULE HIT-m

**862447** TEXT WHITE

HIT-m  
20W-PG35  
230V-50Hz  
↻ 30° ↻ 359°

**862547** TEXT WHITE

HIT-m  
35W-PG35  
230V-50Hz  
↻ 30° ↻ 359°

**860147** COVER TEXT WHITE

### MODULE QR-C51 x1

**862247** TEXT WHITE

QR-C51 X1  
50W-Gx5.3  
230V-50Hz  
DIMM L,C  
↻ 30° ↻ 359°

### MODULE QR-C51 x2

**862347** TEXT WHITE

QR-C51 X2  
50W-Gx5.3  
230V-50Hz  
DIMM L,C  
↻ 30° ↻ 359°

**860147** COVER TEXT WHITE

### MODULE QT-DE12

**862530** DOWN + GLASS

QT-DE 12-150W  
R7s (114.2)  
230V-50Hz  
DIMM R

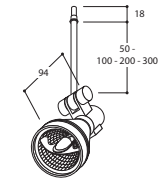
### MODULE HIT-DE

**862630** DOWN + GLASS

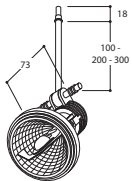
HIT-DE - 70W  
RX7s (114.2)  
230V-50Hz

**860147** COVER TEXT WHITE

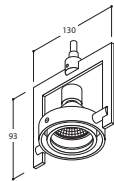
## POSSIBLE SPOTS FOR 3U R JACK SYSTEMS



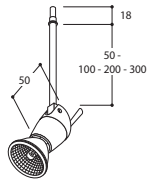
MEC 70 JACK



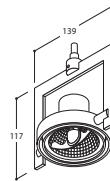
MEC 111 JACK



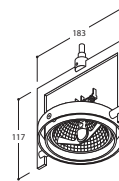
JIBE 50 JACK



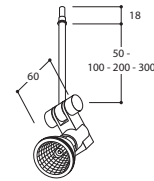
SHUTTLE 50 JACK



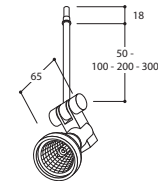
JIBE 70 JACK



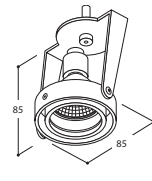
JIBE 111 JACK



MEC 50 JACK



MEC 51 JACK



MONO DOSTEC JACK

## MIO SYSTEMS ALSO AVAILABLE

### MODULE B4

**862847** NARROW CW TEXT WHITE  
**862947** NARROW WW TEXT WHITE  
**863847** WIDE CW TEXT WHITE  
**863947** WIDE WW TEXT WHITE

LED 3W X4  
230V-50Hz

**860147** COVER TEXT WHITE

### MODULE QT 12 x1

**862647** TEXT WHITE

QT-LP12  
75W-GY6,35  
230V-50Hz  
DIMM L,C  
↻ 30° ↻ 359°

### MODULE QT 12 x2

**862747** TEXT WHITE

QT-LP12  
75W-GY6,35  
230V-50Hz  
DIMM L,C  
↻ 30° ↻ 359°

**860147** COVER TEXT WHITE

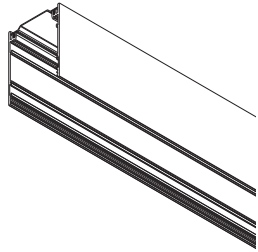
### MODULE JACK

**862030** SINGLE JACK (MAX. 50W)  
230V-50Hz  
DIMM L,C

**862130** DOUBLE JACK (MAX. 50W)  
230V-50Hz  
DIMM L,C

**860147** COVER TEXT WHITE

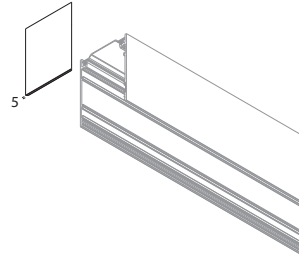
## PROFILE



- 860047** TEXTURED WHITE P/M  
**860026** TEXTURED BLACK P/M  
**860012** ANO P/M

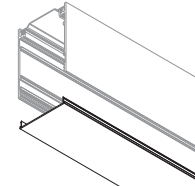
3.8

## END CAP



- 860247** TEXTURED WHITE  
**860226** TEXTURED BLACK  
**860212** ANO

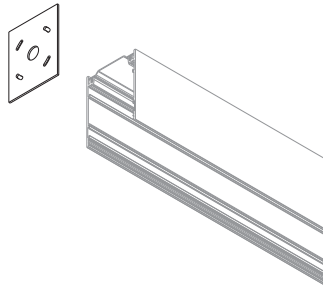
## COVER



● TO USE IN EMPTY PROFILE SPACES

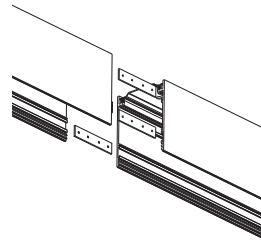
- 860106** POLYCARBONATE DIFFUSOR P/M  
**860107** POLYCARBONATE PRISMATIC DIFFUSOR P/M  
**860147** ALU COVER TEXTURED WHITE P/M  
**860126** ALU COVER TEXTURED BLACK P/M  
**860112** ALU COVER ANO P/M

## WALL FIXATION



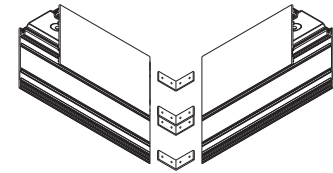
- 869047** TEXTURED WHITE  
**869026** TEXTURED BLACK

## STRAIGHT CONNECTION



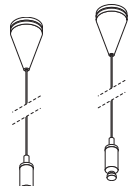
- 869100** STRAIGHT CONNECTION

## CORNER



- 869200** CORNER 90°  
**869300** CORNER 135°  
**869400** CORNER A (45°-85°) ON REQUEST

## SUSPENSION SET (2pcs)



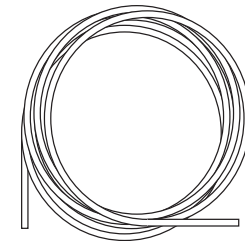
- 860547** TEXTURED WHITE 2.25M  
**860526** TEXTURED BLACK 2.25M  
**860512** ANO 2.25M  
**860647** TEXTURED WHITE 4M  
**860626** TEXTURED BLACK 4M  
**860612** ANO 4M  
**860747** TEXTURED WHITE 6M  
**860726** TEXTURED BLACK 6M  
**860712** ANO 6M

## CABLE + BASE

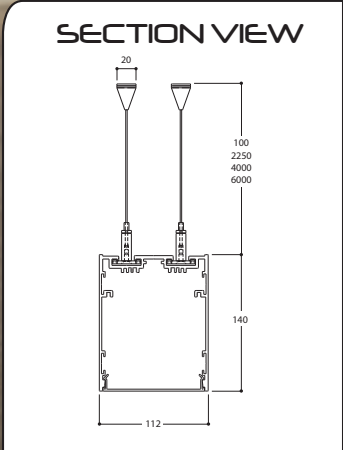
- 890847** 3X0.75MM2 L=2.45M TEXTURED WHITE  
**890826** 3X0.75MM2 L=2.45M TEXTURED BLACK  
**890808** 3X0.75MM2 L=2.45M BRUSHED ALU  
**890947** 3X0.75MM2 L=4.2M TEXTURED WHITE  
**890926** 3X0.75MM2 L=4.2M TEXTURED BLACK  
**890908** 3X0.75MM2 L=4.2M BRUSHED ALU  
**891047** 3X0.75MM2 L=6.2M TEXTURED WHITE  
**891026** 3X0.75MM2 L=6.2M TEXTURED BLACK  
**891008** 3X0.75MM2 L=6.2M BRUSHED ALU  
**891147** 5X0.75MM2 L=2.45M TEXTURED WHITE  
**891126** 5X0.75MM2 L=2.45M TEXTURED BLACK  
**891108** 5X0.75MM2 L=2.45M BRUSHED ALU  
**891247** 5X0.75MM2 L=4.2M TEXTURED WHITE  
**891226** 5X0.75MM2 L=4.2M TEXTURED BLACK  
**891208** 5X0.75MM2 L=4.2M BRUSHED ALU  
**891347** 5X0.75MM2 L=6.2M TEXTURED WHITE  
**891326** 5X0.75MM2 L=6.2M TEXTURED BLACK  
**891308** 5X0.75MM2 L=6.2M BRUSHED ALU






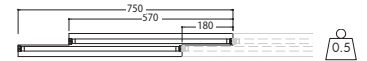
## EXTRA CIRCUIT




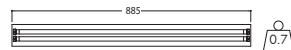

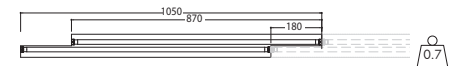
- 892630** PER METER






## T16 MODULES 2X

**860160** 2X14-24W DOWN + PC**860170** 2X14-24W DOWN + PRISMATIC
 T16 - FH 14W  
T16 - FQ 24W  
G5  
230V-50Hz
T16 MODULES 2X  
DIMM**860167** 2X14-24W DOWN + PC DIMM. 1-10V**860177** 2X14-24W DOWN + PRISMATIC  
DIMM. 1-10VT16 MODULES 2X  
CONTINUOUS**862160** 2X14-24W CONT. + PC**862170** 2X14-24W CONT. + PRISMATIC
 T16 - FH 14W  
T16 - FQ 24W  
G5  
230V-50Hz
T16 MODULES 2X DIMM  
CONTINUOUS**862167** 2X14-24W CONT. + PC DIMM. 1-10V**862177** 2X14-24W CONT. + PRISMATIC  
DIMM. 1-10V




## T16 MODULES 2X

**860360** 2X21-39W DOWN + PC**860370** 2X21-39W DOWN + PRISMATIC
 T16 - FH 21W  
T16 - FQ 39W  
G5  
230V-50Hz
T16 MODULES 2X  
DIMM**860367** 2X21-39W DOWN + PC DIMM. 1-10V**860377** 2X21-39W DOWN + PRISMATIC  
DIMM. 1-10VT16 MODULES 2X  
CONTINUOUS**862360** 2X21-39W CONT. + PC**862370** 2X21-39W CONT. + PRISMATIC
 T16 - FH 21W  
T16 - FQ 39W  
G5  
230V-50Hz
T16 MODULES 2X DIMM  
CONTINUOUS**862367** 2X21-39W CONT. + PC DIMM. 1-10V**862377** 2X21-39W CONT. + PRISMATIC  
DIMM. 1-10V

## T16 MODULES 2X





**860560** 2X28-54W DOWN + PC**860570** 2X28-54W + PRISMATIC
 T16 - FH 28W  
T16 - FQ 54W  
G5  
230V-50Hz
T16 MODULES 2X  
DIMM**860567** 2X28-54W DOWN + PC DIMM. 1-10V**860577** 2X28-54W DOWN + PRISMATIC  
DIMM. 1-10VT16 MODULES 2X  
CONTINUOUS**862560** 2X28-54W CONT. + PC**862570** 2X28-54W CONT. + PRISMATIC
 T16 - FH 28W  
T16 - FQ 54W  
G5  
230V-50Hz
T16 MODULES 2X DIMM  
CONTINUOUS**862567** 2X28-54W CONT. + PC DIMM. 1-10V**862577** 2X28-54W CONT. + PRISMATIC  
DIMM. 1-10V

## T16 MODULES 2X

**860760** 2X35-49W DOWN + PC**860770** 2X35-49W + PRISMATIC
 T16 - FH 35W  
T16 - FQ 49W  
G5  
230V-50Hz
T16 MODULES 2X  
DIMM**860767** 2X35-49W DOWN + PC DIMM. 1-10V**860777** 2X35-49W DOWN + PRISMATIC  
DIMM. 1-10VT16 MODULES 2X  
CONTINUOUS**862760** 2X35-49W CONT. + PC**862770** 2X35-49W CONT. + PRISMATIC
 T16 - FH 35W  
T16 - FQ 49W  
G5  
230V-50Hz
T16 MODULES 2X DIMM  
CONTINUOUS**862767** 2X35-49W CONT. + PC DIMM. 1-10V**862777** 2X35-49W CONT. + PRISMATIC  
DIMM. 1-10V






|   |  |
|---|--|
| <p><b>T16 MODULES 2X BAP</b></p> <p><b>860660</b> 2X28-54W DOWN + BAP</p> <p>T16 - FH 28W<br/>T16 - FQ 54W<br/>G5<br/>230V-50Hz</p>  | <p><b>T16 MODULES 2X DIMM BAP</b></p> <p><b>860667</b> 2X28-54W DOWN + BAP DIMM. 1-10V</p>  <p>1185</p>   |
|---|--|









### MODULE HIT-m

**862447** TEXT WHITE  
**862426** TEXT BLACK

HIT-m  
 20W-PG35  
 230V-50Hz  
 ↕ 30° ↻ 359°

**862547** TEXT WHITE  
**862526** TEXT BLACK

HIT-m  
 35W-PG35  
 230V-50Hz  
 ↕ 30° ↻ 359°

**860147** COVER TEXT WHITE  
**860126** COVER TEXT BLACK  
**860112** COVER ANO

### MODULE QR-CSI x1

**862247** TEXT WHITE  
**862226** TEXT BLACK

QR-CSI X1  
 50W-GX5,3  
 230V-50Hz  
 DIMM L,C  
 ↕ 30° ↻ 359°

**860147** COVER TEXT WHITE  
**860126** COVER TEXT BLACK  
**860112** COVER ANO

### MODULE QR-CSI x2

**862347** TEXT WHITE  
**862326** TEXT BLACK

QR-CSI X2  
 50W-GX5,3  
 230V-50Hz  
 DIMM L,C  
 ↕ 30° ↻ 359°

**860147** COVER TEXT WHITE  
**860126** COVER TEXT BLACK  
**860112** COVER ANO

### MODULE QT-DEi2

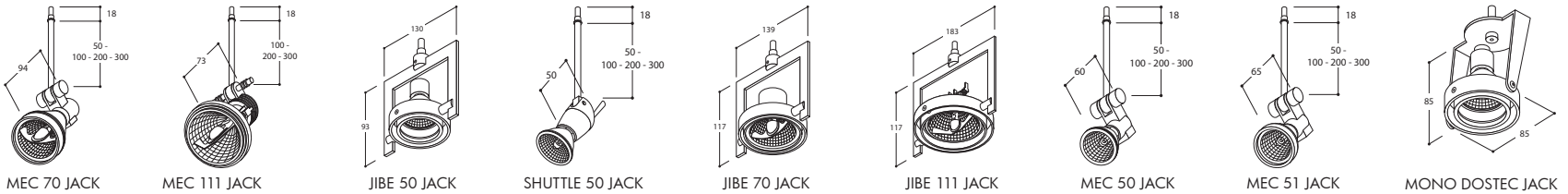
**862530** DOWN + GLASS  
 QT-DE 12-150W  
 R7s (114.2)  
 230V-50Hz  
 DIMM R

### MODULE HIT-DE

**862630** DOWN + GLASS  
 HIT-DE - 70W  
 RX7s (114.2)  
 230V-50Hz

**860147** COVER TEXT WHITE  
**860126** COVER TEXT BLACK  
**860112** COVER ANO

## POSSIBLE SPOTS FOR 3U JACK SYSTEMS



## MIO SYSTEMS ALSO POSSIBLE

### MODULE B4

**862847** NARROW CW TEXT WHITE  
**862826** NARROW CW TEXT BLACK  
**862947** NARROW WW TEXT WHITE  
**862926** NARROW WW TEXT BLACK  
**863847** WIDE CW TEXT WHITE  
**863826** WIDE CW TEXT BLACK  
**863947** WIDE WW TEXT WHITE  
**863926** WIDE WW TEXT BLACK

LED 3W X4  
 230V-50Hz

### MODULE QT i2 x1

**862647** TEXT WHITE  
**862626** TEXT BLACK

QT-LP12 75W-GY6,35  
 230V-50Hz  
 DIMM L,C  
 ↕ 30° ↻ 359°

**860147** COVER TEXT WHITE  
**860126** COVER TEXT BLACK  
**860112** COVER ANO

### MODULE QT i2 x2

**862747** TEXT WHITE  
**862726** TEXT BLACK

QT-LP12 75W-GY6,35  
 230V-50Hz  
 DIMM L,C  
 ↕ 30° ↻ 359°

**860147** COVER TEXT WHITE  
**860126** COVER TEXT BLACK  
**860112** COVER ANO

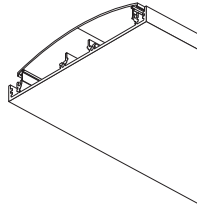
### MODULE JACK

**862030** SINGLE JACK (MAX. 50W)  
 230V-50Hz  
 DIMM L,C

**862130** DOUBLE JACK (MAX. 50W)  
 230V-50Hz  
 DIMM L,C

**860147** COVER TEXT WHITE  
**860126** COVER TEXT BLACK  
**860112** COVER ANO

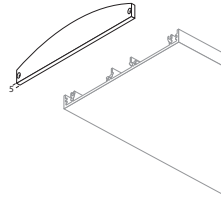
## PROFILE



- 800047** TEXTURED WHITE P/M  
**800026** TEXTURED BLACK P/M  
**800012** ANODISED P/M

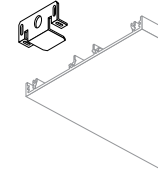
5.9

## END CAP



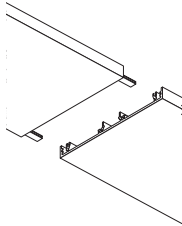
- 800147** TEXTURED WHITE  
**800126** TEXTURED BLACK  
**800112** ANODISED

## WALL FIXATION



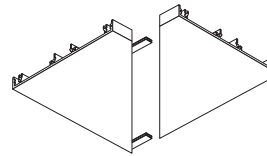
- 890100** WALL FIXATION

## STRAIGHT CONNECTION



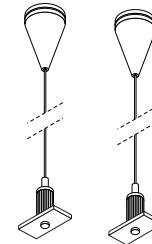
- 890200** STRAIGHT CONNECTION

## CORNER



- 890300** CORNER 90°  
**890400** CORNER A (45°-85) ON REQUEST

## SUSPENSION SET (2pcs)



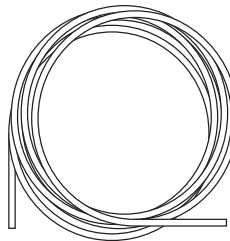
- 890547** TEXTURED WHITE 2.25M  
**890526** TEXTURED BLACK 2.25M  
**890530** ANO 2.25M  
**890647** TEXTURED WHITE 4M  
**890626** TEXTURED BLACK 4M  
**890630** ANO 4M

## CABLE + BASE

- 890847** 3X0.75MM2 L=2.45M TEXTURED WHITE  
**890826** 3X0.75MM2 L=2.45M TEXTURED BLACK  
**890808** 3X0.75MM2 L=2.45M BRUSHED ALU  
**890947** 3X0.75MM2 L=4.2M TEXTURED WHITE  
**890926** 3X0.75MM2 L=4.2M TEXTURED BLACK  
**890908** 3X0.75MM2 L=4.2M BRUSHED ALU  
**891047** 3X0.75MM2 L=6.2M TEXTURED WHITE  
**891026** 3X0.75MM2 L=6.2M TEXTURED BLACK  
**891008** 3X0.75MM2 L=6.2M BRUSHED ALU  
**891147** 5X0.75MM2 L=2.45M TEXTURED WHITE  
**891126** 5X0.75MM2 L=2.45M TEXTURED BLACK  
**891108** 5X0.75MM2 L=2.45M BRUSHED ALU  
**891247** 5X0.75MM2 L=4.2M TEXTURED WHITE  
**891226** 5X0.75MM2 L=4.2M TEXTURED BLACK  
**891208** 5X0.75MM2 L=4.2M BRUSHED ALU  
**891347** 5X0.75MM2 L=6.2M TEXTURED WHITE  
**891326** 5X0.75MM2 L=6.2M TEXTURED BLACK  
**891308** 5X0.75MM2 L=6.2M BRUSHED ALU

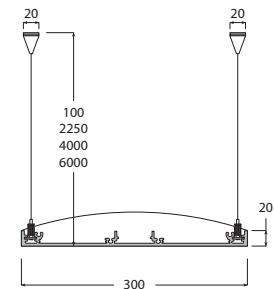


## EXTRA CIRCUIT



- 892630** PER METER


## SECTION VIEW





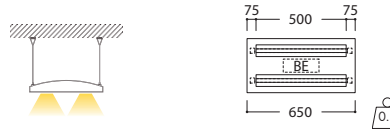
**T16 MODULES 2X  
DOWN**

**800200** 2X14-24W DOWN + PC

 T16 - FH 14W  
T16 - FQ 24W  
G5  
230V-50Hz


**T16 MODULES 2X  
DOWN DIMM**

**800206** 2X14-24W DOWN + PC DIMM. 1-10V



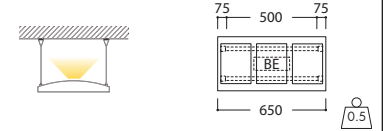
**T16 MODULES 2X  
UP**

**801200** 2X14-24W UP + PC

 T16 - FH 14W  
T16 - FQ 24W  
G5  
230V-50Hz


**T16 MODULES 2X  
UP DIMM**

**801206** 2X14-24W UP + PC DIMM. 1-10V




**T16 MODULES 2X  
DOWN**

**800400** 2X21-39W DOWN + PC

 T16 - FH 21W  
T16 - FQ 39W  
G5  
230V-50Hz


**T16 MODULES 2X  
DOWN DIMM**

**800406** 2X21-39W DOWN + PC DIMM. 1-10V



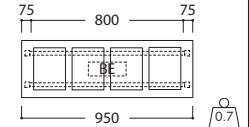
**T16 MODULES 2X  
UP**

**801400** 2X21-39W UP + PC

 T16 - FH 21W  
T16 - FQ 39W  
G5  
230V-50Hz


**T16 MODULES 2X  
UP DIMM**

**801406** 2X21-39W UP + PC DIMM. 1-10V



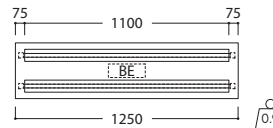
**T16 MODULES 2X  
DOWN**

**800600** 2X28-54W DOWN + PC

 T16 - FH 28W  
T16 - FQ 54W  
G5  
230V-50Hz


**T16 MODULES 2X  
DOWN DIMM**

**800606** 2X28-54W DOWN + PC DIMM. 1-10V



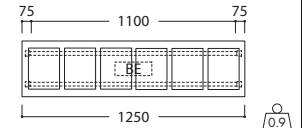
**T16 MODULES 2X  
UP**

**801600** 2X28-54W UP + PC

 T16 - FH 28W  
T16 - FQ 54W  
G5  
230V-50Hz


**T16 MODULES 2X  
UP DIMM**

**801606** 2X28-54W UP + PC DIMM. 1-10V




**T16 MODULES 2X  
DOWN**

**800800** 2X35-49W DOWN + PC

 T16 - FH 35W  
T16 - FQ 49W  
G5  
230V-50Hz


**T16 MODULES 2X  
DOWN DIMM**

**800806** 2X35-49W DOWN + PC DIMM. 1-10V



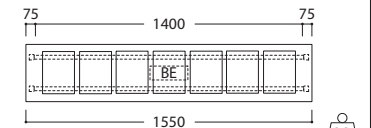
**T16 MODULES 2X  
UP**

**801800** 2X35-49W UP + PC

 T16 - FH 35W  
T16 - FQ 49W  
G5  
230V-50Hz

**T16 MODULES 2X  
UP DIMM**


**801806** 2X35-49W UP + PC DIMM. 1-10V

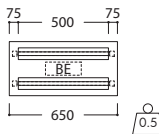




**T16 MODULES 2X  
UP-DOWN**

**802200** 2X14-24W UP-DOWN + PC

 T16 - FH 14W  
T16 - FQ 24W  
G5  
230V-50Hz




**T16 MODULES 2X  
UP-DOWN DIMM**

**802206** 2X14-24W UP-DOWN + PC DIMM. 1-10V

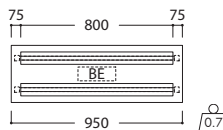
**T16 MODULES 2X  
UP-DOWN**

**802400** 2X21-39W UP-DOWN + PC

 T16 - FH 21W  
T16 - FQ 39W  
G5  
230V-50Hz


**T16 MODULES 2X  
UP-DOWN DIMM**

**802406** 2X21-39W UP-DOWN + PC DIMM. 1-10V



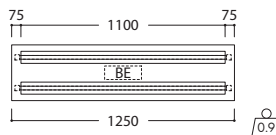
**T16 MODULES 2X  
UP-DOWN**

**802600** 2X28-54W UP-DOWN + PC

 T16 - FH 28W  
T16 - FQ 54W  
G5  
230V-50Hz


**T16 MODULES 2X  
UP-DOWN DIMM**

**802606** 2X28-54W UP-DOWN + PC DIMM. 1-10V



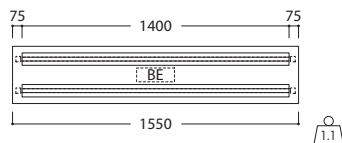
**T16 MODULES 2X  
UP-DOWN**

**802800** 2X35-49W UP-DOWN + PC

 T16 - FH 35W  
T16 - FQ 49W  
G5  
230V-50Hz

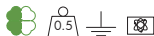
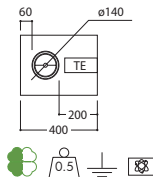
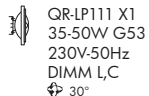
**T16 MODULES 2X  
UP-DOWN DIMM**

**802806** 2X35-49W UP-DOWN + PC DIMM. 1-10V

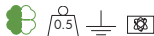
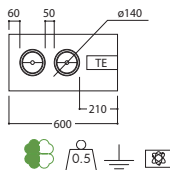


**MODULE QR III x1**

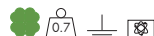
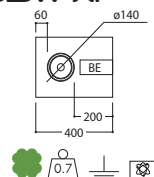
- 803147** TEXTURED WHITE  
**803126** TEXTURED BLACK  
**803121** CHROME

**MODULE QR III x2**

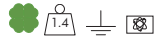
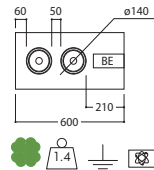
- 803247** TEXTURED WHITE  
**803226** TEXTURED BLACK  
**803221** CHROME

**MODULE HI PAR III 35w x1**

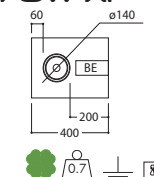
- 807147** TEXTURED WHITE  
**807126** TEXTURED BLACK  
**807121** CHROME

**MODULE HI PAR III 35w x2**

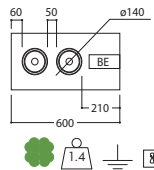
- 807247** TEXTURED WHITE  
**807226** TEXTURED BLACK  
**807221** CHROME

**MODULE HI PAR III 70w x1**

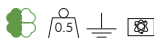
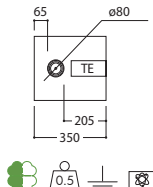
- 807347** TEXTURED WHITE  
**807326** TEXTURED BLACK  
**807321** CHROME

**MODULE HI PAR III 70w x2**

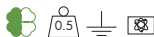
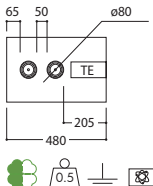
- 807447** TEXTURED WHITE  
**807426** TEXTURED BLACK  
**807421** CHROME

**MODULE QR-C51 x1**

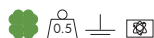
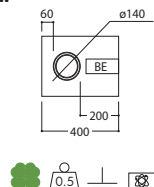
- 804147** TEXTURED WHITE  
**804126** TEXTURED BLACK

**MODULE QR-C51 x2**

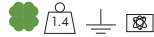
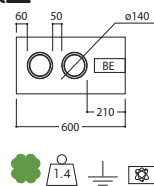
- 804247** TEXTURED WHITE  
**804226** TEXTURED BLACK

**MODULE HIT 35w x1**

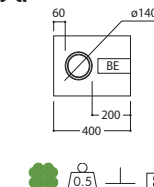
- 808147** TEXTURED WHITE  
**808126** TEXTURED BLACK

**MODULE HIT 35w x2**

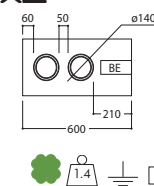
- 808247** TEXTURED WHITE  
**808226** TEXTURED BLACK

**MODULE HIT 70w x1**

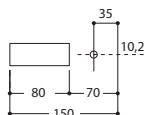
- 808347** TEXTURED WHITE  
**808326** TEXTURED BLACK

**MODULE HIT 70w x2**

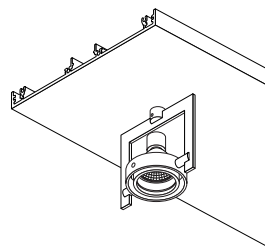
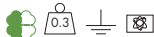
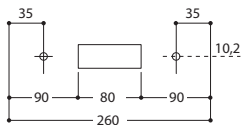
- 808447** TEXTURED WHITE  
**808426** TEXTURED BLACK

**MODULE JACK POINT**

- 806130** SINGLE JACK (MAX. 50W)  
 230V-50Hz  
 DIMM L,C

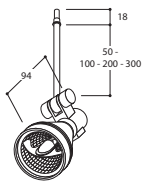


- 806230** DOUBLE JACK (MAX. 50W)  
 230V-50Hz  
 DIMM L,C

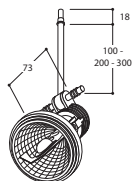




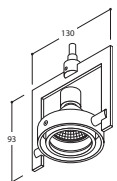
POSSIBLE SPOTS FOR 4U JACK SYSTEMS



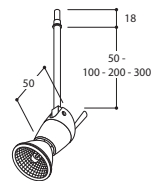
MEC 70 JACK



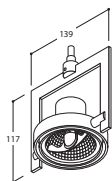
MEC 111 JACK



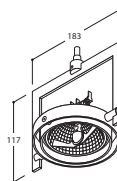
JIBE 50 JACK



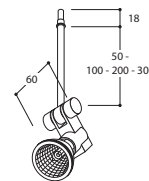
SHUTTLE 50 JACK



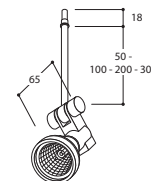
JIBE 70 JACK



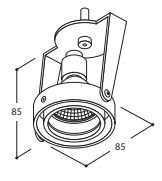
JIBE 111 JACK



MEC 50 JACK



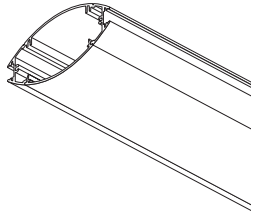
MEC 51 JACK



MONO DOSTEC JACK

MIO SYSTEMS ALSO AVAILABLE

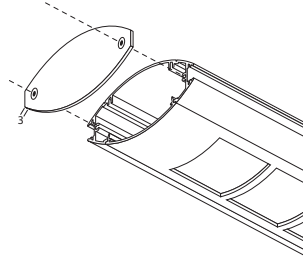
## PROFILE + COVER



820012 ANODISED P/M

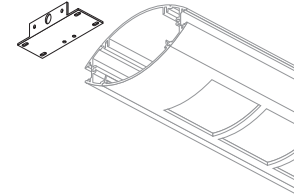


## END CAP



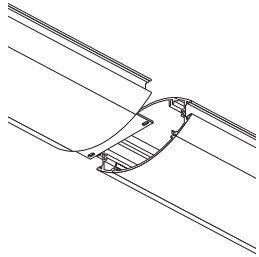
820212 ANODISED P/M

## WALL FIXATION



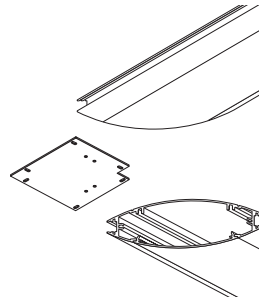
892700 WALL FIXATION

## STRAIGHT CONNECTION



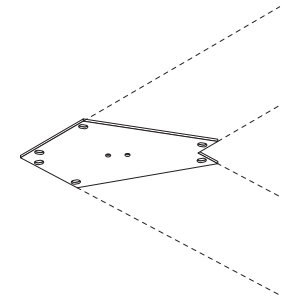
892800 STRAIGHT CONNECTION

## CORNER



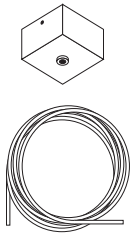
892900 CORNER 90°  
893000 CORNER A (60°-180°) ON REQUEST

## CORNER 135



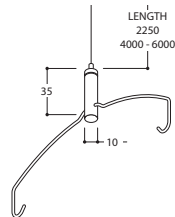
893100 CORNER 135°

## CABLE + BASE



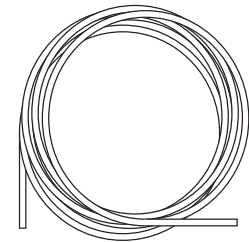
890808 3X0.75MM2 L=2.45M BRUSHED ALU  
890908 3X0.75MM2 L=4.2M BRUSHED ALU  
891008 3X0.75MM2 L=6.2M BRUSHED ALU  
891108 5X0.75MM2 L=2.45M BRUSHED ALU  
891208 5X0.75MM2 L=4.2M BRUSHED ALU  
891308 5X0.75MM2 L=6.2M BRUSHED ALU

## SUSPENSION SET



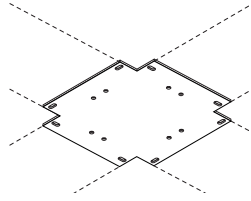
893430 2.25M  
893530 4M  
893630 6M

## EXTRA CIRCUIT



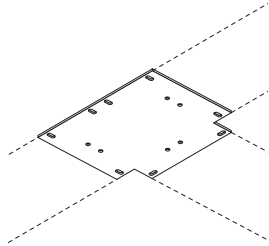
892630 PER METER

## CROSS CONNECTION




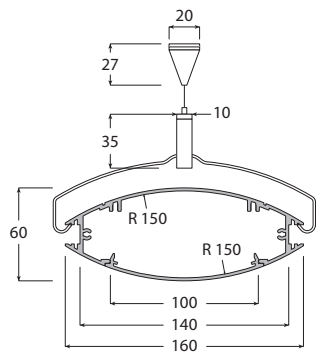
893200

## T-CONNECTION




893300

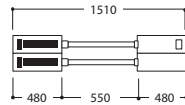
## SECTION VIEW



### T16 MODULES 2X DOWN

**820050** 2X14-24W DOWN + PC

 T16 - FH 14W  
T16 - FQ 24W  
G5  
230V-50Hz




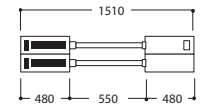
### T16 MODULES 2X DOWN DIMM

**820057** 2X14-24W DOWN + PC DIMM. 1-10V

### T16 MODULES 2X UP

**821050** 2X14-24W UP + PC

 T16 - FH 14W  
T16 - FQ 24W  
G5  
230V-50Hz




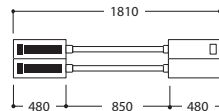
### T16 MODULES 2X UP DIMM

**821057** 2X14-24W UP + PC DIMM. 1-10V

### T16 MODULES 2X DOWN

**820150** 2X21-39W DOWN + PC

 T16 - FH 21W  
T16 - FQ 39W  
G5  
230V-50Hz




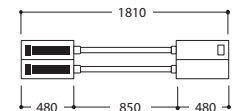
### T16 MODULES 2X DOWN DIMM

**820157** 2X21-39W DOWN + PC DIMM. 1-10V

### T16 MODULES 2X UP

**821150** 2X21-39W UP + PC

 T16 - FH 21W  
T16 - FQ 39W  
G5  
230V-50Hz




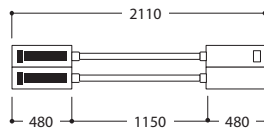
### T16 MODULES 2X UP DIMM

**821157** 2X21-39W UP + PC DIMM. 1-10V

### T16 MODULES 2X DOWN

**820250** 2X28-54W DOWN + PC

 T16 - FH 28W  
T16 - FQ 54W  
G5  
230V-50Hz




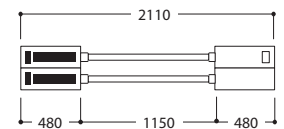
### T16 MODULES 2X DOWN DIMM

**820257** 2X28-54W DOWN + PC DIMM. 1-10V

### T16 MODULES 2X UP

**821250** 2X28-54W UP + PC

 T16 - FH 28W  
T16 - FQ 54W  
G5  
230V-50Hz





### T16 MODULES 2X UP DIMM

**821257** 2X28-54W UP + PC DIMM. 1-10V

### T16 MODULES 2X DOWN

**820350** 2X35-49W DOWN + PC

 T16 - FH 35W  
T16 - FQ 49W  
G5  
230V-50Hz





### T16 MODULES 2X DOWN DIMM

**820357** 2X35-49W DOWN + PC DIMM. 1-10V

### T16 MODULES 2X UP

**821350** 2X35-49W UP + PC

 T16 - FH 35W  
T16 - FQ 49W  
G5  
230V-50Hz




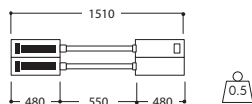
### T16 MODULES 2X UP DIMM

**821357** 2X35-49W UP + PC DIMM. 1-10V

**T16 MODULES 2X  
UP-DOWN**

**822050** 2X14-24W UP-DOWN + PC

 T16 - FH 14W  
T16 - FQ 24W  
G5  
230V-50Hz




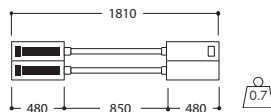
**T16 MODULES 2X  
UP-DOWN DIMM**

**822057** 2X14-24W UP-DOWN + PC DIMM. 1-10V

**T16 MODULES 2X  
UP-DOWN**

**822150** 2X21-39W UP-DOWN + PC

 T16 - FH 21W  
T16 - FQ 39W  
G5  
230V-50Hz




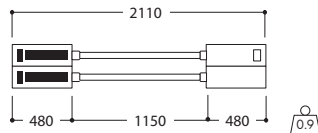
**T16 MODULES 2X  
UP-DOWN DIMM**

**822157** 2X21-39W UP-DOWN + PC DIMM. 1-10V

**T16 MODULES 2X  
UP-DOWN**

**822250** 2X28-54W UP-DOWN + PC

 T16 - FH 28W  
T16 - FQ 54W  
G5  
230V-50Hz




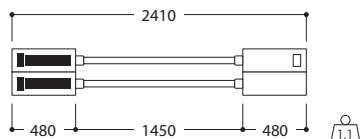
**T16 MODULES 2X  
UP-DOWN DIMM**

**822257** 2X28-54W UP-DOWN + PC DIMM. 1-10V

**T16 MODULES 2X  
UP-DOWN**

**822350** 2X35-49W UP-DOWN + PC

 T16 - FH 35W  
T16 - FQ 49W  
G5  
230V-50Hz



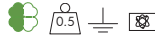
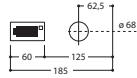
**T16 MODULES 2X  
UP-DOWN DIMM**

**822357** 2X35-49W UP-DOWN + PC DIMM. 1-10V



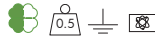
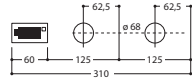
### MODULE QR-C51 X1

**828108** ANODISED  
 QR-C51 X1  
 20-50W GX5.3  
 230V-50Hz  
 DIMM L,C  
 30°



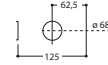
### MODULE QR-C51 X2

**828208** ANODISED  
 QR-C51 X2  
 20-50W GX5.3  
 230V-50Hz  
 DIMM L,C  
 30°



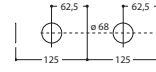
### MODULE QPAR16 X1

**828308** ANODISED  
 QPAR16 X1  
 35-50W GU10  
 230V-50Hz  
 DIMM R  
 30°



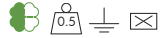
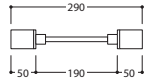
### MODULE QPAR16 X2

**828408** ANODISED  
 QPAR16 X2  
 35-50W GU10  
 230V-50Hz  
 DIMM R  
 30°



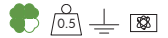
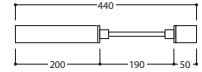
### MODULE QT-DE UP

**828530** GLASS  
 QT-DE 12-150W  
 R7s (114.2)  
 230V-50Hz  
 DIMM R

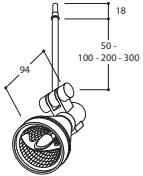


### MODULE HIT-DE UP

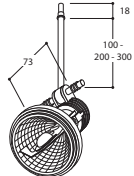
**828630** ANODISED  
 HIT-DE - 70W  
 RX7s (114.2)  
 230V-50Hz



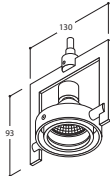
### POSSIBLE SPOTS FOR DIGILINE JACK SYSTEMS



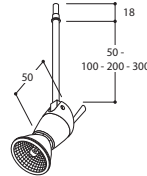
MEC 70 JACK



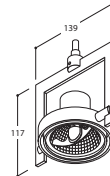
MEC 111 JACK



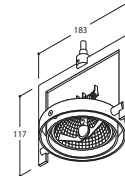
JIBE 50 JACK



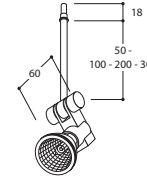
SHUTTLE 50 JACK



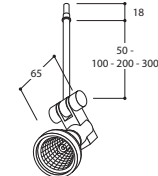
JIBE 70 JACK



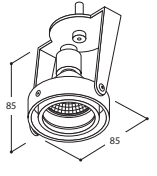
JIBE 111 JACK



MEC 50 JACK



MEC 51 JACK

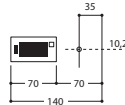


MONO DOSTEC JACK

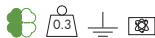
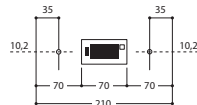
### MIO SYSTEM ALSO AVAILABLE

### MODULE JACK POINT

**828730** SINGLE JACK (MAX. 50W)  
 230V-50Hz  
 DIMM L,C



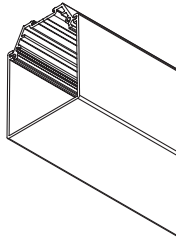
**828830** DOUBLE JACK (MAX. 50W)  
 230V-50Hz  
 DIMM L,C







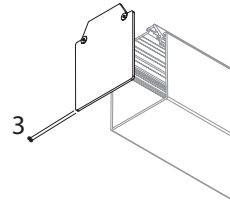
## PROFILE



**910047** CLEAR PC + TEXTURED WHITE P/M  
**911047** FROSTED PC + TEXTURED WHITE P/M

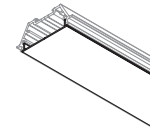


## END CAP



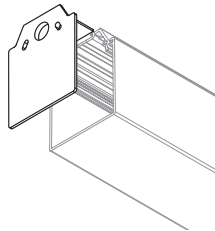
**910247** TEXTURED WHITE

## FILL UP STRIP



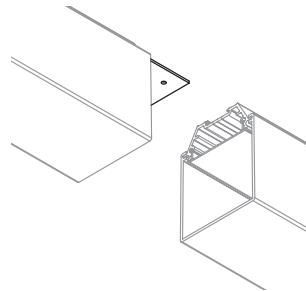
● **TO USE IN EMPTY PROFILE SPACES**  
**910147** TEXTURED WHITE P/M

## WALL FIXATION



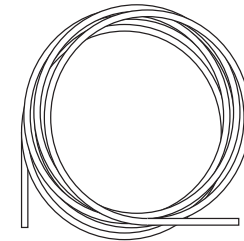
**919047** TEXTURED WHITE

## STRAIGHT CONNECTION



**969100** STRAIGHT CONNECTION

## EXTRA CIRCUIT



**892630** PER METER

## SUSPENSION SET



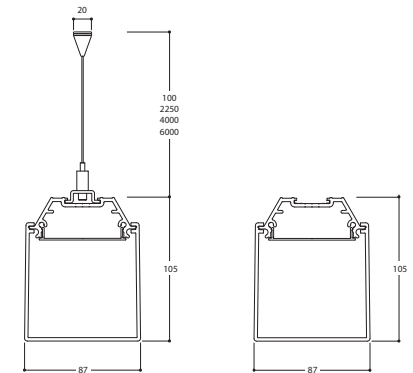
**892347** TEXTURED WHITE 2.25M  
**892447** TEXTURED WHITE 4M  
**892547** TEXTURED WHITE 6M

## CABLE + BASE



**890847** 3X0.75MM2 L=2.45M TEXTURED WHITE  
**890947** 3X0.75MM2 L=4.2M TEXTURED WHITE  
**891047** 3X0.75MM2 L=6.2M TEXTURED WHITE  
**891147** 5X0.75MM2 L=2.45M TEXTURED WHITE  
**891247** 5X0.75MM2 L=4.2M TEXTURED WHITE  
**891347** 5X0.75MM2 L=6.2M TEXTURED WHITE



## SECTION VIEW





## T16 MODULES 2X



910050 2X14-24W DOWN

 T16 - FH 14W  
T16 - FQ 24W  
G5  
230V-50Hz
T16 MODULES 2X  
DIMM

910057 2X14-24W DOWN DIMM. 1-10V

## T16 MODULES 2X



910150 2X21-39W DOWN

 T16 - FH 21W  
T16 - FQ 39W  
G5  
230V-50Hz
T16 MODULES 2X  
DIMM

910157 2X21-39W DOWN DIMM. 1-10V

## T16 MODULES 2X



910250 2X28-54W DOWN

 T16 - FH 28W  
T16 - FQ 54W  
G5  
230V-50Hz
T16 MODULES 2X  
DIMM

910257 2X28-54W DOWN DIMM. 1-10V

## T16 MODULES 2X


910350 2X35-49W DOWN

 T16 - FH 35W  
T16 - FQ 49W  
G5  
230V-50Hz
T16 MODULES 2X  
DIMM

910357 2X35-49W DOWN DIMM. 1-10V

T16 MODULES 2X  
SEAMLESS


910230 2X24W DOWN

 T5S - FQ 24W  
G5  
230V-50Hz
T16 MODULES 2X DIMM  
SEAMLESS

910237 2X24W DOWN DIMM. 1-10V

T16 MODULES 2X  
SEAMLESS

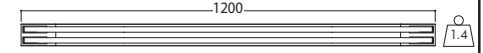
910430 2X39W DOWN

 T5S - FQ 39W  
G5  
230V-50Hz
T16 MODULES 2X DIMM  
SEAMLESS

910437 2X39W DOWN DIMM. 1-10V

T16 MODULES 2X  
SEAMLESS

910630 2X54W DOWN

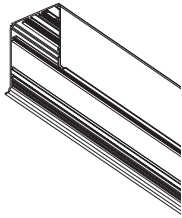
 T5S - FQ 54W  
G5  
230V-50Hz
T16 MODULES 2X DIMM  
SEAMLESS

910637 2X54W DOWN DIMM. 1-10V





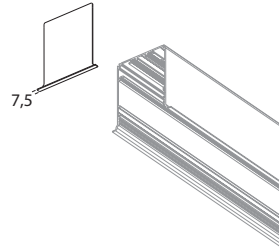
PROFILE



870047 TEXTURED WHITE P/M

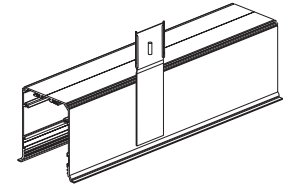


END CAP



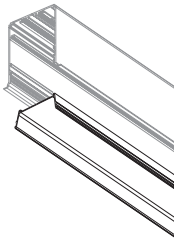
870247 TEXTURED WHITE

BRACKET



870100 1 PC PER METER (MIN. 2PCS)

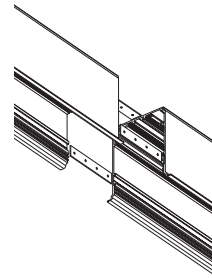
COVER



● TO USE IN EMPTY PROFILE SPACES

880106 POLYCARBONATE DIFFUSOR P/M  
880147 ALU COVER TEXTURED WHITE P/M

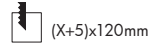
STRAIGHT CONNECTION



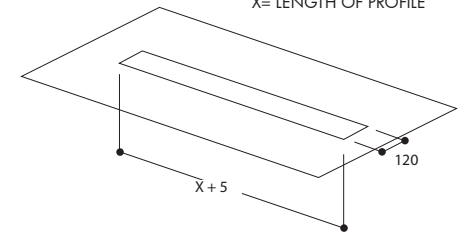
869100 STRAIGHT CONNECTION

CUT OUT

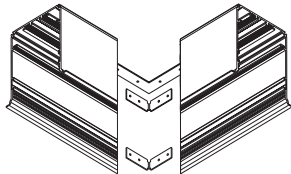
INSTALLATION HEIGHT 175mm



X= LENGTH OF PROFILE

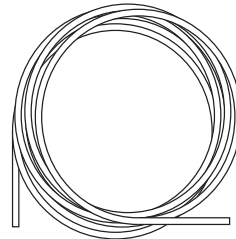


CORNER



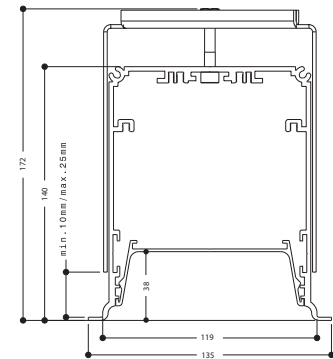
869200 CORNER 90°  
869300 CORNER 135°  
869400 CORNER A (45°-85°) ON REQUEST

EXTRA CIRCUIT









892630 PER METER




SECTION VIEW














|  |   |
|--|---|
| <p><b>T16 MODULES 2X</b></p> <p><b>880160</b> 2X14-24W DOWN + PC</p>  <p>T16 - FH 14W<br/>T16 - FQ 24W<br/>G5<br/>230V-50Hz</p> | <p><b>T16 MODULES 2X DIMM</b></p> <p><b>880167</b> 2X14-24W DOWN + PC DIMM. 1-10V</p>  <p>585</p>  <p>0.5</p> |
|--|---|




|  |   |
|--|---|
| <p><b>T16 MODULES 2X CONTINUOUS</b></p> <p><b>882160</b> 2X14-24W CONT. + PC</p>  <p>T16 - FH 14W<br/>T16 - FQ 24W<br/>G5<br/>230V-50Hz</p> | <p><b>T16 MODULES 2X DIMM CONTINUOUS</b></p> <p><b>882167</b> 2X14-24W CONT. + PC DIMM. 1-10V</p>  <p>750 570 180</p>  <p>0.5</p> |
|--|---|



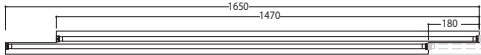
|  |   |
|--|---|
| <p><b>T16 MODULES 2X</b></p> <p><b>880360</b> 2X21-39W DOWN + PC</p>  <p>T16 - FH 21W<br/>T16 - FQ 39W<br/>G5<br/>230V-50Hz</p> | <p><b>T16 MODULES 2X DIMM</b></p> <p><b>880367</b> 2X21-39W DOWN + PC DIMM. 1-10V</p>  <p>885</p>  <p>0.7</p> |
|--|---|

|  |  |
|--|--|
| <p><b>T16 MODULES 2X CONTINUOUS</b></p> <p><b>882360</b> 2X21-39W CONT. + PC</p>  <p>T16 - FH 21W<br/>T16 - FQ 39W<br/>G5<br/>230V-50Hz</p> | <p><b>T16 MODULES 2X DIMM CONTINUOUS</b></p> <p><b>882367</b> 2X21-39W CONT. + PC DIMM. 1-10V</p>  <p>1050 870 180</p>  <p>0.7</p> |
|--|--|

|  |  |
|--|--|
| <p><b>T16 MODULES 2X</b></p> <p><b>880560</b> 2X28-54W DOWN + PC</p>  <p>T16 - FH 28W<br/>T16 - FQ 54W<br/>G5<br/>230V-50Hz</p> | <p><b>T16 MODULES 2X DIMM</b></p> <p><b>880567</b> 2X28-54W DOWN + PC DIMM. 1-10V</p>  <p>1185</p>  <p>0.9</p> |
|--|--|

|  |   |
|--|---|
| <p><b>T16 MODULES 2X CONTINUOUS</b></p> <p><b>882560</b> 2X28-54W CONT. + PC</p>  <p>T16 - FH 28W<br/>T16 - FQ 54W<br/>G5<br/>230V-50Hz</p> | <p><b>T16 MODULES 2X DIMM CONTINUOUS</b></p> <p><b>882567</b> 2X28-54W CONT. + PC DIMM. 1-10V</p>  <p>1350 1170 180</p>  <p>0.9</p> |
|--|---|

|  |  |
|--|--|
| <p><b>T16 MODULES 2X</b></p> <p><b>880760</b> 2X35-49W DOWN + PC</p>  <p>T16 - FH 35W<br/>T16 - FQ 49W<br/>G5<br/>230V-50Hz</p> | <p><b>T16 MODULES 2X DIMM</b></p> <p><b>880767</b> 2X35-49W DOWN + PC DIMM. 1-10V</p>  <p>1485</p>  <p>1.1</p> |
|--|--|

|  |   |
|--|---|
| <p><b>T16 MODULES 2X CONTINUOUS</b></p> <p><b>882760</b> 2X35-49W CONT. + PC</p>  <p>T16 - FH 35W<br/>T16 - FQ 49W<br/>G5<br/>230V-50Hz</p> | <p><b>T16 MODULES 2X DIMM CONTINUOUS</b></p> <p><b>882767</b> 2X35-49W CONT. + PC DIMM. 1-10V</p>  <p>1650 1470 180</p>  <p>1.1</p> |
|--|---|



### MODULE 1XQR-C51

**882247** TEXT WHITE

QR-C51  
50W-Gx5.3  
230V-50Hz  
DIMM L,C  
↕ 30° ↻ 359°

**880147** COVER TEXT WHITE

### MODULE 2XQR-C51

**882347** TEXT WHITE

QR-C51 X2  
50W-Gx5.3  
230V-50Hz  
DIMM L,C  
↕ 30° ↻ 359°

**880147** COVER TEXT WHITE

### MODULE 1XHIPAR 51 20W

**882447** TEXT WHITE

HI-PAR51 X1  
20W-GX10  
230V-50Hz  
↕ 30° ↻ 359°

**880147** COVER TEXT WHITE

### MODULE 1XQPAR 16

**882847** TEXT WHITE

QPAR16 X1  
50W-GU10  
230V-50Hz  
DIMM R  
↕ 30° ↻ 359°

**880147** COVER TEXT WHITE

### MODULE 2XQPAR 16

**882947** TEXT WHITE

QPAR16 X2  
50W-GU10  
230V-50Hz  
DIMM R  
↕ 30° ↻ 359°

**880147** COVER TEXT WHITE

### MODULE 1XHIPAR 51 35W

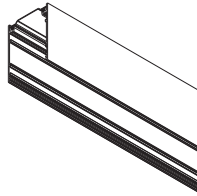
**882647** TEXT WHITE

HI-PAR51 X1  
35W-GX10  
230V-50Hz  
↕ 30° ↻ 359°

**880147** COVER TEXT WHITE



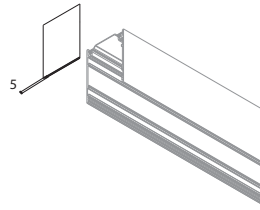
PROFILE



- 860047** TEXTURED WHITE P/M
- 860026** TEXTURED BLACK P/M
- 860012** ANO P/M

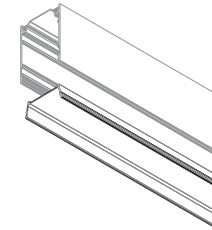


END CAP



- 880247** TEXTURED WHITE
- 880226** TEXTURED BLACK
- 880212** ANO

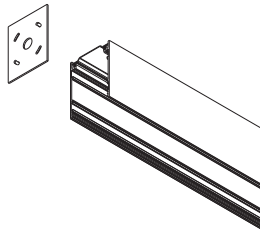
COVER



● TO USE IN EMPTY PROFILE SPACES

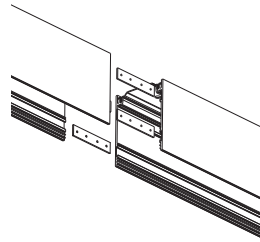
- 880106** POLYCARBONATE DIFFUSOR P/M
- 880147** ALU COVER TEXTURED WHITE P/M
- 880126** ALU COVER TEXTURED BLACK P/M
- 880113** ALU COVER GOLD P/M

WALL FIXATION



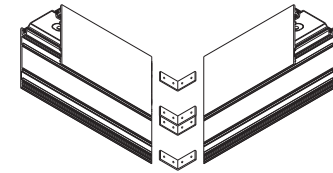
- 919047** TEXTURED WHITE

STRAIGHT CONNECTION



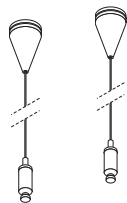
- 869100** STRAIGHT CONNECTION

CORNER



- 869200** CORNER 90°
- 869300** CORNER 135°
- 869400** CORNER A (45°-85°) ON REQUEST

SUSPENSION SET (2pcs)



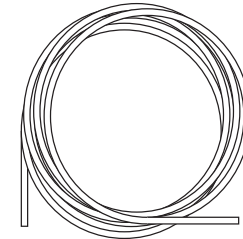
- 860547** TEXTURED WHITE 2.25M
- 860526** TEXTURED BLACK 2.25M
- 860512** ANO 2.25M
- 860647** TEXTURED WHITE 4M
- 860626** TEXTURED BLACK 4M
- 860612** ANO 4M
- 860747** TEXTURED WHITE 6M
- 860726** TEXTURED BLACK 6M
- 860712** ANO 6M

CABLE + BASE

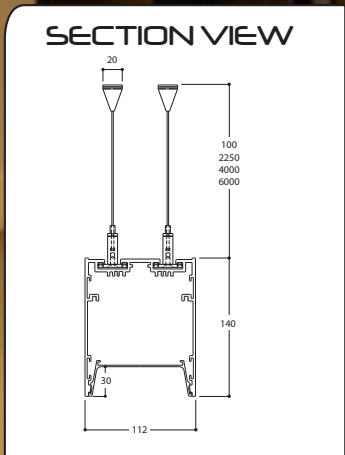

- 890847** 3X0.75MM2 L=2.45M TEXTURED WHITE
- 890826** 3X0.75MM2 L=2.45M TEXTURED BLACK
- 890808** 3X0.75MM2 L=2.45M BRUSHED ALU
- 890947** 3X0.75MM2 L=4.2M TEXTURED WHITE
- 890926** 3X0.75MM2 L=4.2M TEXTURED BLACK
- 890908** 3X0.75MM2 L=4.2M BRUSHED ALU
- 891047** 3X0.75MM2 L=6M TEXTURED WHITE
- 891026** 3X0.75MM2 L=6M TEXTURED BLACK
- 891008** 3X0.75MM2 L=6M BRUSHED ALU
- 891147** 5X0.75MM2 L=2.45M TEXTURED WHITE
- 891126** 5X0.75MM2 L=2.45M TEXTURED BLACK
- 891108** 5X0.75MM2 L=2.45M BRUSHED ALU
- 891247** 5X0.75MM2 L=4.2M TEXTURED WHITE
- 891226** 5X0.75MM2 L=4.2M TEXTURED BLACK
- 891208** 5X0.75MM2 L=4.2M BRUSHED ALU
- 891347** 5X0.75MM2 L=6M TEXTURED WHITE
- 891326** 5X0.75MM2 L=6M TEXTURED BLACK
- 891308** 5X0.75MM2 L=6M BRUSHED ALU








EXTRA CIRCUIT








- 892630** PER METER








|  |   |
|--|---|
| <p><b>T16 MODULES 2X</b></p> <p><b>880160</b> 2X14-24W DOWN + PC</p>  T16 - FH 14W<br> T16 - FQ 24W<br>G5<br>230V-50Hz | <p><b>T16 MODULES 2X DIMM</b></p> <p><b>880167</b> 2X14-24W DOWN + PC DIMM. 1-10V</p>  T16 - FH 14W<br> T16 - FQ 24W<br>G5<br>230V-50Hz |
|--|---|








|  |   |
|--|---|
| <p><b>T16 MODULES 2X CONTINUOUS</b></p> <p><b>882160</b> 2X14-24W CONT. + PC</p>  T16 - FH 14W<br> T16 - FQ 24W<br>G5<br>230V-50Hz | <p><b>T16 MODULES 2X DIMM CONTINUOUS</b></p> <p><b>882167</b> 2X14-24W CONT. + PC DIMM. 1-10V</p>  T16 - FH 14W<br> T16 - FQ 24W<br>G5<br>230V-50Hz |
|--|---|








|  |   |
|--|---|
| <p><b>T16 MODULES 2X</b></p> <p><b>880360</b> 2X21-39W DOWN + PC</p>  T16 - FH 21W<br> T16 - FQ 39W<br>G5<br>230V-50Hz | <p><b>T16 MODULES 2X DIMM</b></p> <p><b>880367</b> 2X21-39W DOWN + PC DIMM. 1-10V</p>  T16 - FH 21W<br> T16 - FQ 39W<br>G5<br>230V-50Hz |
|--|---|








|  |   |
|--|---|
| <p><b>T16 MODULES 2X CONTINUOUS</b></p> <p><b>882360</b> 2X21-39W CONT. + PC</p>  T16 - FH 21W<br> T16 - FQ 39W<br>G5<br>230V-50Hz | <p><b>T16 MODULES 2X DIMM CONTINUOUS</b></p> <p><b>882367</b> 2X21-39W CONT. + PC DIMM. 1-10V</p>  T16 - FH 21W<br> T16 - FQ 39W<br>G5<br>230V-50Hz |
|--|---|








|  |   |
|--|---|
| <p><b>T16 MODULES 2X</b></p> <p><b>880560</b> 2X28-54W DOWN + PC</p>  T16 - FH 28W<br> T16 - FQ 54W<br>G5<br>230V-50Hz | <p><b>T16 MODULES 2X DIMM</b></p> <p><b>880567</b> 2X28-54W DOWN + PC DIMM. 1-10V</p>  T16 - FH 28W<br> T16 - FQ 54W<br>G5<br>230V-50Hz |
|--|---|








|  |   |
|--|---|
| <p><b>T16 MODULES 2X CONTINUOUS</b></p> <p><b>882560</b> 2X28-54W CONT. + PC</p>  T16 - FH 28W<br> T16 - FQ 54W<br>G5<br>230V-50Hz | <p><b>T16 MODULES 2X DIMM CONTINUOUS</b></p> <p><b>882567</b> 2X28-54W CONT. + PC DIMM. 1-10V</p>  T16 - FH 28W<br> T16 - FQ 54W<br>G5<br>230V-50Hz |
|--|---|



|  |   |
|--|---|
| <p><b>T16 MODULES 2X</b></p> <p><b>880760</b> 2X35-49W DOWN + PC</p>  T16 - FH 35W<br> T16 - FQ 49W<br>G5<br>230V-50Hz | <p><b>T16 MODULES 2X DIMM</b></p> <p><b>880767</b> 2X35-49W DOWN + PC DIMM. 1-10V</p>  T16 - FH 35W<br> T16 - FQ 49W<br>G5<br>230V-50Hz |
|--|---|




|  |   |
|--|---|
| <p><b>T16 MODULES 2X CONTINUOUS</b></p> <p><b>882760</b> 2X35-49W CONT. + PC</p>  T16 - FH 35W<br> T16 - FQ 49W<br>G5<br>230V-50Hz | <p><b>T16 MODULES 2X DIMM CONTINUOUS</b></p> <p><b>882767</b> 2X35-49W CONT. + PC DIMM. 1-10V</p>  T16 - FH 35W<br> T16 - FQ 49W<br>G5<br>230V-50Hz |
|--|---|

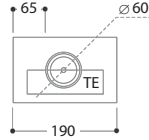




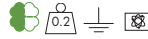
### MODULE 1XQR-C51

**882247** TEXT WHITE  
**882226** TEXT BLACK

 QR-C51  
 50W-Gx5.3  
 230V-50Hz  
 DIMM L,C  
 ↻ 30° ↻ 359°




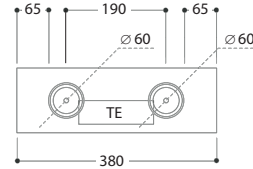
**880147** COVER TEXT WHITE  
**880126** COVER TEXT BLACK  
**880113** COVER GOLD



### MODULE 2XQR-C51

**882347** TEXT WHITE  
**882326** TEXT BLACK

 QR-C51 X2  
 50W-Gx5.3  
 230V-50Hz  
 DIMM L,C  
 ↻ 30° ↻ 359°



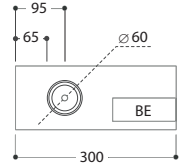
**880147** COVER TEXT WHITE  
**880126** COVER TEXT BLACK  
**880113** COVER GOLD



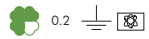
### MODULE 1XHIPAR 51 20W

**882447** TEXT WHITE  
**882426** TEXT BLACK

 HI-PAR51 X1  
 20W-GX10  
 230V-50Hz  
 ↻ 30° ↻ 359°




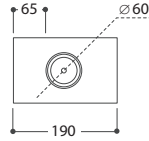
**880147** COVER TEXT WHITE  
**880126** COVER TEXT BLACK  
**880113** COVER GOLD



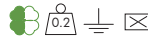
### MODULE 1XQPAR 16

**882847** TEXT WHITE  
**882826** TEXT BLACK

 QPAR16 X1  
 50W-GU10  
 230V-50Hz  
 DIMM R  
 ↻ 30° ↻ 359°




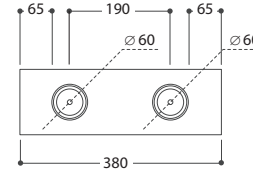
**880147** COVER TEXT WHITE  
**880126** COVER TEXT BLACK  
**880113** COVER GOLD



### MODULE 2XQPAR 16

**882947** TEXT WHITE  
**882926** TEXT BLACK

 QPAR16 X2  
 50W-GU10  
 230V-50Hz  
 DIMM R  
 ↻ 30° ↻ 359°



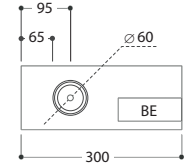
**880147** COVER TEXT WHITE  
**880126** COVER TEXT BLACK  
**880113** COVER GOLD



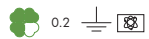
### MODULE 1XHIPAR 51 35W

**882647** TEXT WHITE  
**882626** TEXT BLACK

 HI-PAR51 X1  
 35W-GX10  
 230V-50Hz  
 ↻ 30° ↻ 359°

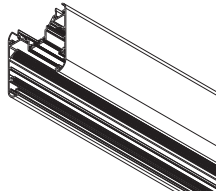


**880147** COVER TEXT WHITE  
**880126** COVER TEXT BLACK  
**880113** COVER GOLD





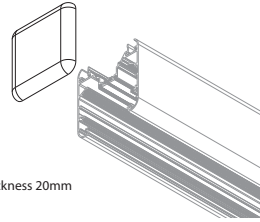
PROFILE



- 900047 TEXTURED WHITE P/M
- 900026 TEXTURED BLACK P/M



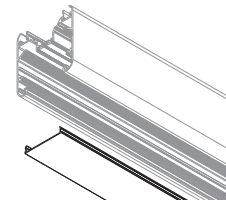
END CAP



thickness 20mm

- 900247 TEXTURED WHITE
- 900226 TEXTURED BLACK

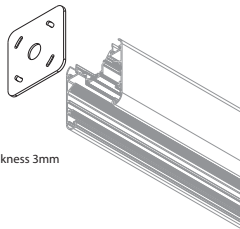
COVER



● TO USE IN EMPTY PROFILE SPACES

- 860106 POLYCARBONATE DIFFUSOR P/M
- 860107 POLYCARBONATE DIFFUSOR PRISMATIC P/M
- 860147 ALU COVER TEXTURED WHITE P/M
- 860126 ALU COVER TEXTURED BLACK P/M

WALL FIXATION

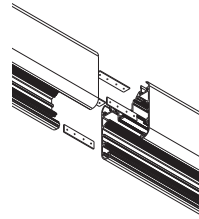


thickness 3mm

- 909047 TEXTURED WHITE
- 909026 TEXTURED BLACK

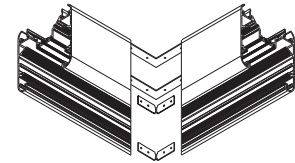


STRAIGHT CONNECTION



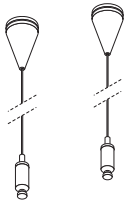
- 909100 STRAIGHT CONNECTION

CORNER



- 909200 CORNER 90°
- 909300 CORNER 135°
- 909400 CORNER A (45°-85°) ON REQUEST

SUSPENSION SET (2pcs)



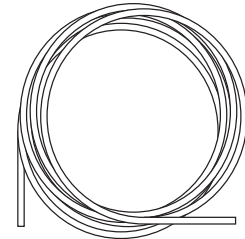
- 860547 TEXTURED WHITE 2.25M
- 860526 TEXTURED BLACK 2.25M
- 860647 TEXTURED WHITE 4M
- 860626 TEXTURED BLACK 4M
- 860747 TEXTURED WHITE 6M
- 860726 TEXTURED BLACK 6M

CABLE + BASE



- 890847 3X0.75MM2 L=2.45M TEXTURED WHITE
- 890826 3X0.75MM2 L=2.45M TEXTURED BLACK
- 890947 3X0.75MM2 L=4.2M TEXTURED WHITE
- 890926 3X0.75MM2 L=4.2M TEXTURED BLACK
- 891047 3X0.75MM2 L=6.2M TEXTURED WHITE
- 891026 3X0.75MM2 L=6.2M TEXTURED BLACK
- 891147 5X0.75MM2 L=2.45M TEXTURED WHITE
- 891126 5X0.75MM2 L=2.45M TEXTURED BLACK
- 891247 5X0.75MM2 L=4.2M TEXTURED WHITE
- 891226 5X0.75MM2 L=4.2M TEXTURED BLACK
- 891347 5X0.75MM2 L=6.2M TEXTURED WHITE
- 891326 5X0.75MM2 L=6.2M TEXTURED BLACK

EXTRA CIRCUIT

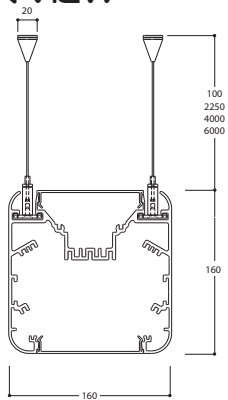



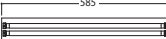

- 892630 PER METER














SECTION VIEW









|   |  |
|---|--|
| <b>T16 MODULES 2X</b>   | <b>T16 MODULES 2X DIMM</b>   |
| <b>900160</b> 2X14-24W DOWN + PC  | <b>900167</b> 2X14-24W DOWN + PC DIMM. 1-10V   |
| <b>900170</b> 2X14-24W DOWN + PRISMATIC   | <b>900177</b> 2X14-24W DOWN + PRISMATIC DIMM. 1-10V  |
|  T16 - FH 14W<br>T16 - FQ 24W<br>G5<br>230V-50Hz |  585<br> 0.5 |




|  |  |
|--|--|
| <b>T16 MODULES 2X CONTINUOUS</b>   | <b>T16 MODULES 2X DIMM CONTINUOUS</b>  |
| <b>902160</b> 2X14-24W CONT. + PC  | <b>902167</b> 2X14-24W CONT. + PC DIMM. 1-10V  |
| <b>902170</b> 2X14-24W CONT. + PRISMATIC   | <b>902177</b> 2X14-24W CONT. + PRISMATIC DIMM. 1-10V   |
|  T16 - FH 14W<br>T16 - FQ 24W<br>G5<br>230V-50Hz |  750 570 180<br> 0.5 |




|   |  |
|---|--|
| <b>T16 MODULES 2X</b>   | <b>T16 MODULES 2X DIMM CONTINUOUS</b>  |
| <b>900360</b> 2X21-39W DOWN + PC  | <b>900367</b> 2X21-39W DOWN + PC DIMM. 1-10V   |
| <b>900370</b> 2X21-39W DOWN + PRISMATIC   | <b>900377</b> 2X21-39W DOWN + PRISMATIC DIMM. 1-10V  |
|  T16 - FH 21W<br>T16 - FQ 39W<br>G5<br>230V-50Hz |  885<br> 0.7 |

|  |   |
|--|---|
| <b>T16 MODULES 2X CONTINUOUS</b>   | <b>T16 MODULES 2X DIMM CONTINUOUS</b>   |
| <b>902360</b> 2X21-39W CONT. + PC  | <b>902367</b> 2X21-39W CONT. + PC DIMM. 1-10V   |
| <b>902370</b> 2X21W-39W CONT. + PRISMATIC  | <b>902377</b> 2X21-39W CONT. + PRISMATIC DIMM. 1-10V  |
|  T16 - FH 21W<br>T16 - FQ 39W<br>G5<br>230V-50Hz |  1050 870 180<br> 0.7 |

|   |   |
|---|---|
| <b>T16 MODULES 2X</b>   | <b>T16 MODULES 2X DIMM CONTINUOUS</b>   |
| <b>900560</b> 2X28-54W DOWN + PC  | <b>900567</b> 2X28-54W DOWN + PC DIMM. 1-10V  |
| <b>900570</b> 2X28-54W + PRISMATIC  | <b>900577</b> 2X28-54W DOWN + PRISMATIC DIMM. 1-10V   |
|  T16 - FH 28W<br>T16 - FQ 54W<br>G5<br>230V-50Hz |  1185<br> 0.9 |


|  |  |
|--|--|
| <b>T16 MODULES 2X CONTINUOUS</b>   | <b>T16 MODULES 2X DIMM CONTINUOUS</b>  |
| <b>902560</b> 2X28-54W CONT. + PC  | <b>902567</b> 2X28-54W CONT. + PC DIMM. 1-10V  |
| <b>902570</b> 2X28-54W CONT. + PRISMATIC   | <b>902577</b> 2X28-54W CONT. + PRISMATIC DIMM. 1-10V   |
|  T16 - FH 28W<br>T16 - FQ 54W<br>G5<br>230V-50Hz |  1350 1170 180<br> 0.9 |


|   |   |
|---|---|
| <b>T16 MODULES 2X</b>   | <b>T16 MODULES 2X DIMM CONTINUOUS</b>   |
| <b>900760</b> 2X35-49W DOWN + PC  | <b>900767</b> 2X35-49W DOWN + PC DIMM. 1-10V  |
| <b>900770</b> 2X35-49W + PRISMATIC  | <b>900777</b> 2X35-49W DOWN + PRISMATIC DIMM. 1-10V   |
|  T16 - FH 35W<br>T16 - FQ 49W<br>G5<br>230V-50Hz |  1485<br> 1.1 |

|  |  |
|--|--|
| <b>T16 MODULES 2X CONTINUOUS</b>   | <b>T16 MODULES 2X DIMM CONTINUOUS</b>  |
| <b>902760</b> 2X35-49W CONT. + PC  | <b>902767</b> 2X35-49W CONT. + PC DIMM. 1-10V  |
| <b>902770</b> 2X35-49W CONT. + PRISMATIC   | <b>902777</b> 2X35-49W CONT. + PRISMATIC DIMM. 1-10V   |
|  T16 - FH 35W<br>T16 - FQ 49W<br>G5<br>230V-50Hz |  1650 1470 180<br> 1.1 |

### T16 MODULES IX UP

**903160** 1X14-24W DOWN + PC

 T16 - FH 14W  
T16 - FQ 24W  
G5  
230V-50Hz





### T16 MODULES IX UP DIMM

**903167** 1X14-24W DOWN + PC DIMM. 1-10V

### T16 MODULES 2X BAP

**900660** 2X28-54W DOWN + BAP

 T16 - FH 28W  
T16 - FQ 54W  
G5  
230V-50Hz




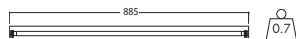
### T16 MODULES 2X DIMM BAP

**900667** 2X28-54W DOWN + BAP DIMM. 1-10V

### T16 MODULES IX UP

**903360** 1X21-39W DOWN + PC

 T16 - FH 21W  
T16 - FQ 39W  
G5  
230V-50Hz




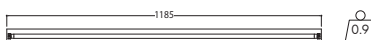
### T16 MODULES IX UP DIMM

**903367** 1X21-39W DOWN + PC DIMM. 1-10V

### T16 MODULES IX UP

**903560** 1X28-54W DOWN + PC

 T16 - FH 28W  
T16 - FQ 54W  
G5  
230V-50Hz




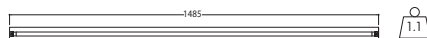
### T16 MODULES IX UP DIMM

**903567** 1X28-54W DOWN + PC DIMM. 1-10V

### T16 MODULES IX UP

**903760** 1X35-49W DOWN + PC

 T16 - FH 35W  
T16 - FQ 49W  
G5  
230V-50Hz



### T16 MODULES IX UP DIMM

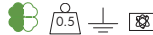
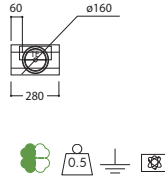
**903767** 1X35-49W DOWN + PC DIMM. 1-10V



### MODULE QRIII x1

- 901147 TEXTURED WHITE
- 901126 TEXTURED BLACK

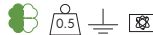
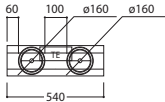
QR-LP111 X1  
35-50W G53  
230V-50Hz  
DIMM L,C  
30°



### MODULE QRIII x2

- 902247 TEXTURED WHITE
- 902226 TEXTURED BLACK

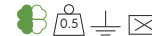
QR-LP111 X2  
35-50W G53  
230V-50Hz  
DIMM L,C  
30°



### MODULE QT-DE12

- 908130 DOWN + GLASS

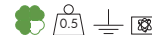
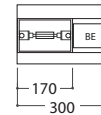
QT-DE 12-150W  
R7s (114.2)  
230V-50Hz  
DIMM R



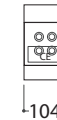
### MODULE HIT-DE

- 909130 DOWN + GLASS

HIT-DE - 70W  
RX7s (114.2)  
230V-50Hz



### MODULE B4



- 907147 NARROW CW TEXT WHITE
- 907126 NARROW CW TEXT BLACK
- 907247 NARROW WW TEXT WHITE
- 907226 NARROW WW TEXT BLACK
- 908147 WIDE CW TEXT WHITE
- 908126 WIDE CW TEXT BLACK
- 908247 WIDE WW TEXT WHITE
- 908226 WIDE WW TEXT BLACK

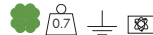
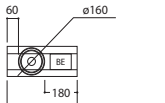
LED 3W X4  
230V-50Hz



### MODULE HI PAR III 35w x1

- 903147 TEXTURED WHITE
- 903126 TEXTURED BLACK

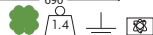
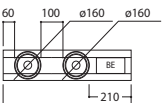
HI PAR111 X1  
35W GX8.5  
230V-50Hz  
30°



### MODULE HI PAR III 35w x2

- 903247 TEXTURED WHITE
- 903226 TEXTURED BLACK

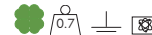
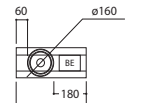
HI PAR111 X2  
35W GX8.5  
230V-50Hz  
30°



### MODULE HI PAR III 70w x1

- 904147 TEXTURED WHITE
- 904126 TEXTURED BLACK

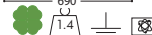
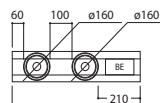
HI PAR111 X1  
70W GX8.5  
230V-50Hz  
30°



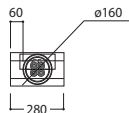
### MODULE HI PAR III 70w x2

- 904247 TEXTURED WHITE
- 904226 TEXTURED BLACK

HI PAR111 X2  
70W GX8.5  
230V-50Hz  
30°

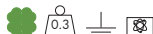


### MODULE PASCALx1

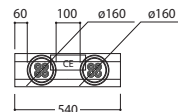


- 905147 NARROW CW TEXT WHITE
- 905126 NARROW CW TEXT BLACK
- 905247 NARROW WW TEXT WHITE
- 905226 NARROW WW TEXT BLACK
- 906147 WIDE CW TEXT WHITE
- 906126 WIDE CW TEXT BLACK
- 908347 WIDE WW TEXT WHITE
- 908326 WIDE WW TEXT BLACK

LED 3W X4  
230V-50Hz

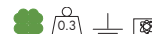



### MODULE PASCALx2



- 905347 NARROW CW TEXT WHITE
- 905326 NARROW CW TEXT BLACK
- 905447 NARROW WW TEXT WHITE
- 905426 NARROW WW TEXT BLACK
- 907347 WIDE CW TEXT WHITE
- 907326 WIDE CW TEXT BLACK
- 906447 WIDE WW TEXT WHITE
- 906426 WIDE WW TEXT BLACK

LED 3W X8  
230V-50Hz





MODULE QT-DE/HIT-DE



MODULE B4

SPECIAL VERSION - CHROME



MODULE BAP



MODULE QRIII



MODULE PASCAL



MODULE HI PAR III



- propeller out 392
- loop out 393
- bull out 393
- max 394
- hekowa 396
- forum out 401
- greg 402
- split out 403
- brix out 404
- wix 406
- ram w 408
- fix 410
- flex 410
- quad 411
- simplon 412
- heb 413
- girder 414
- torck 415
- menhir 416
- ranger 417
- fixer 418
- spectrum 420
- tootem 421



**EXTERIOR** EXTERIOR EXTERIOR EXTER



394



404



411



416



396



406



412



417

OR EXTERIOR EXT

**EXTERIOR**



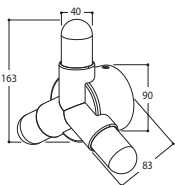


PROPELLAR OUT



**167023** SILVER ANTHR.

QT14 3x  
25W  
G9  
230V-50Hz  
Dimmable R

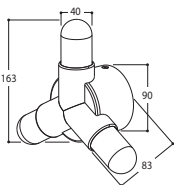


PROPELLAR OUT  
LED



**167123** SILVER ANTHR. + CW  
**167223** SILVER ANTHR. + WW  
**167323** SILVER ANTHR. + AMBER  
**167423** SILVER ANTHR. + RED  
**167623** SILVER ANTHR. + GREEN  
**167823** SILVER ANTHR. + BLUE

POWERLED 3x  
1W  
230V-50Hz





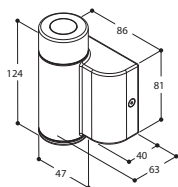


### LOOP OUT LEFT



- 190013** SILVER ANTHR. + CW
- 190023** SILVER ANTHR. + WW
- 190053** SILVER ANTHR. + CW HO
- 190093** SILVER ANTHR. + WW HO
- 190019** SILVER SAND + CW
- 190029** SILVER SAND + WW
- 190059** SILVER SAND + CW HO
- 190099** SILVER SAND + WW HO

POWERLED  
1W  
230V-50Hz

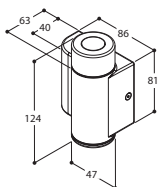


### LOOP OUT RIGHT



- 190113** SILVER ANTHR. + CW
- 190123** SILVER ANTHR. + WW
- 190153** SILVER ANTHR. + CW HO
- 190193** SILVER ANTHR. + WW HO
- 190119** SILVER SAND + CW
- 190129** SILVER SAND + WW
- 190159** SILVER SAND + CW HO
- 190199** SILVER SAND + WW HO

POWERLED  
1W  
230V-50Hz

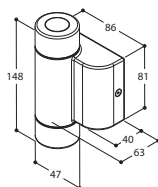


### LOOP OUT UP-DOWN



- 190213** SILVER ANTHR. + CW
- 190223** SILVER ANTHR. + WW
- 190253** SILVER ANTHR. + CW HO
- 190293** SILVER ANTHR. + WW HO
- 190219** SILVER SAND + CW
- 190229** SILVER SAND + WW
- 190259** SILVER SAND + CW HO
- 190299** SILVER SAND + WW HO

POWERLED 2x  
1W  
230V-50Hz

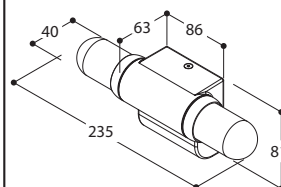


### BULL OUT QT14



- 198203** SILVER ANTHR.
- 198209** SILVER SAND

QT14 2x  
25W  
G9  
230V-50Hz  
Dimmable R

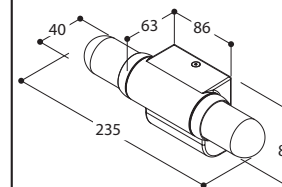


### BULL OUT



- 198213** SILVER ANTHR. + CW
- 198223** SILVER ANTHR. + WW
- 198253** SILVER ANTHR. + CW HO
- 198293** SILVER ANTHR. + WW HO
- 198219** SILVER SAND + CW
- 198229** SILVER SAND + WW
- 198259** SILVER SAND + CW HO
- 198299** SILVER SAND + WW HO

POWERLED 2x  
1W  
230V-50Hz





MAX 50 QR-C51  
WT



1,1

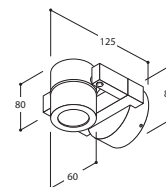
260023 SILVER ANTHR,



QR-C51 Alu Refl  
50W  
GX5,3  
12V-50Hz  
Dimmable  
120



260990 GROUND PIN



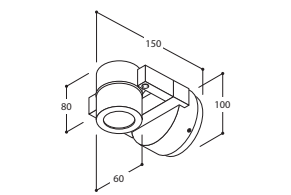
MAX 50 QR-C5I TI



**260153** SILVER ANTHR,

QR-C51 Alu Refl  
50W  
GX5,3  
230V-50Hz  
Dimmable LC  
120

260990 GROUNDPIN



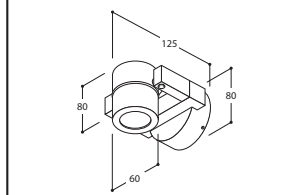
MAX 50 QPAR16



**260223** SILVER ANTHR,

QPAR16 Alu Refl  
35W  
GU10  
230V-50Hz  
Dimmable R  
120

260990 GROUNDPIN



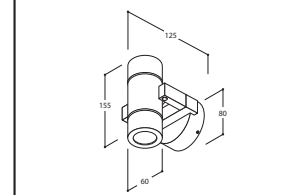
MAX 100 QR-C5I WT



**260123** SILVER ANTHR,

QR-C51 Alu Refl 2x  
50W  
GX5,3  
12V-50Hz  
Dimmable

260990 GROUNDPIN



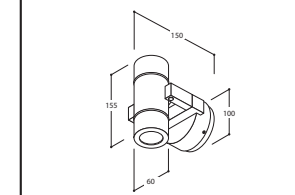
MAX 100 QR-C5I TI



**260423** SILVER ANTHR,

QR-C51 Alu Refl 2x  
35W  
GX5,3  
230V-50Hz  
Dimmable LC

260990 GROUNDPIN



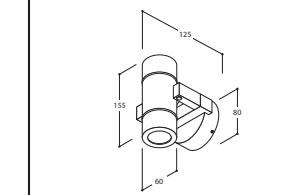
MAX 100 QPAR16



**260323** SILVER ANTHR,


QPAR16 Alu Refl 2x  
35W  
GU10  
230V-50Hz  
Dimmable R

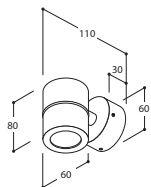
260990 GROUNDPIN




HEKOWA 50  
QR-C51 WT

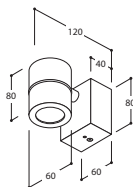
**260030** TEXT. GREY  
**265030** STAINL. STEEL  
**269030** SILVER SAND

 QR-C51 Alu Refl  
 50W  
 GX5,3  
 12V-50Hz  
 Dimmable

HEKOWA 50 T  
QR-C51 TI

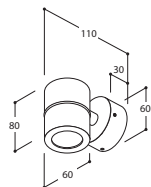
**260035** TEXT. GREY  
**265035** STAINL. STEEL  
**269035** SILVER SAND

 QR-C51 Alu Refl  
 50W  
 GX5,3  
 230V-50Hz  
 Dimmable LC

HEKOWA 50  
QPAR16

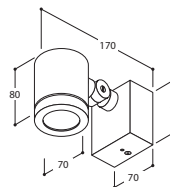
**260039** TEXT. GREY  
**265039** STAINL. STEEL  
**269039** SILVER SAND

 QPAR16 Alu Refl  
 35W  
 GU10  
 230V-50Hz  
 Dimmable R


HEKOWA 50  
MOBY QR-C51 TI

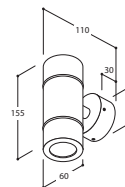
**260045** TEXT. GREY  
**269045** SILVER SAND

 QR-C51 Alu Refl  
 50W  
 GX5,3  
 230V-50Hz  
 Dimmable LC  
 135

HEKOWA 100  
QR-C51 WT

**260130** TEXT. GREY  
**265130** STAINL. STEEL  
**269130** SILVER SAND

 QR-C51 Alu Refl 2x  
 50W  
 GX5,3  
 12V-50Hz  
 Dimmable










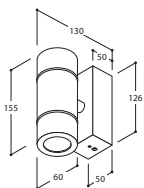


HEKOWA 100 T  
QR-C51 TI



- 260135** TEXT. GREY
- 265135** STAINL. STEEL
- 269135** SILVER SAND

 QR-C51 Alu Refl 2x  
50W  
GX5,3  
230V-50Hz  
Dimmable LC

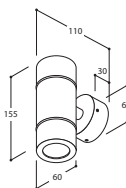


HEKOWA 100  
QPAR16



- 260139** TEXT. GREY
- 265139** STAINL. STEEL
- 269139** SILVER SAND

 QPAR16 Alu Refl 2x  
35W  
GU10  
230V-50Hz  
Dimmable R







FORUM OUT



262500 TEXT. GREY



QT14 2x  
25-40W  
G9  
230V-50Hz  
Dimmable R





GREG SQUARE

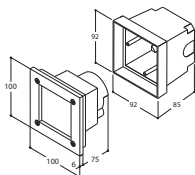


- 186013** SILVER ANTHR. + CW
- 186023** SILVER ANTHR. + WW
- 186053** SILVER ANTHR. + CW HO
- 186093** SILVER ANTHR. + WW HO
- 186033** SILVER ANTHR. + AMBER
- 186019** SILVER SAND + CW
- 186029** SILVER SAND + WW
- 186039** SILVER SAND. + AMBER

POWERLED  
1W  
230V - 50Hz



installationbox included



93X93 mm  
Installation depth 90 mm



GREG LOUVRE

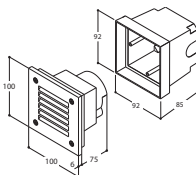


- 186113** SILVER ANTHR. + CW
- 186123** SILVER ANTHR. + WW
- 186153** SILVER ANTHR. + CW HO
- 186193** SILVER ANTHR. + WW HO
- 186133** SILVER ANTHR. + AMBER
- 186119** SILVER SAND + CW
- 186129** SILVER SAND + WW
- 186139** SILVER SAND. + AMBER

POWERLED  
1W  
230V - 50Hz




installationbox included



93X93 mm  
Installation depth 90 mm



GREG INDY

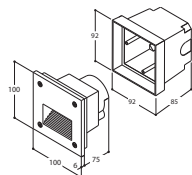


- 186213** SILVER ANTHR. + CW
- 186223** SILVER ANTHR. + WW
- 186253** SILVER ANTHR. + CW HO
- 186293** SILVER ANTHR. + WW HO
- 186233** SILVER ANTHR. + AMBER
- 186219** SILVER SAND + CW
- 186229** SILVER SAND + WW
- 186239** SILVER SAND. + AMBER

POWERLED  
1W  
230V - 50Hz



installationbox included



93X93 mm  
Installation depth 90 mm

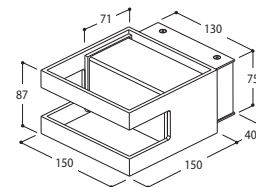


SPLIT OUT



- 174123** SILVER ANTHR. + CW
- 174323** SILVER ANTHR. + AMBER
- 174423** SILVER ANTHR. + RED
- 174623** SILVER ANTHR. + GREEN
- 174823** SILVER ANTHR. + BLUE


POWERLED 3x  
1W  
230V-50Hz





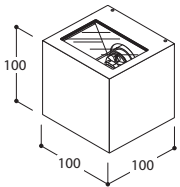


BRIX OUT




**260900** TEXT. GREY  
**259900** SILVER SAND

QT14  
 25-40W  
 G9  
 230V-50Hz  
 Dimmable R

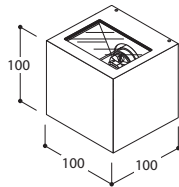


BRIX OUT UP




**260901** TEXT. GREY  
**259901** SILVER SAND

QT14  
 25-40W  
 G9  
 230V-50Hz  
 Dimmable R


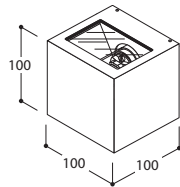


BRIX OUT UP-DOWN





**260902** TEXT. GREY  
**259902** SILVER SAND




QT14  
 25-40W  
 G9  
 230V-50Hz  
 Dimmable R







 **WIX 150**





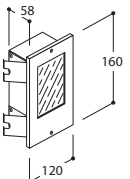
   0,9


**250940** CLEAR GLASS + STAINL.ST.  
**250945** MATT GLASS + STAINL.ST.





 QT14  
 25-40W  
 G9  
 230V-50Hz  
 Dimmable R


 **IP54**


250991 INSTAL. BOX FOR FRAME  
 155X105  
 250996 INSTAL. BOX FOR CONCRETE  
 155X105X90






 148X105 mm  
 Installation depth 60 mm


**IP 54**    


 **WIX 250**





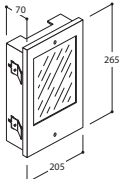
   2,5


**250920** CLEAR GLASS + STAINL.ST.  
**250925** MATT GLASS + STAINL.ST.





 TC-D  
 13W  
 G24d-1  
 230V-50Hz


 **IP54**


250990 INSTAL. BOX FOR FRAME  
 248X190  
 250995 INSTAL. BOX FOR CONCRETE  
 248X190X90






 240X185 mm  
 Installation depth 70 mm


**IP 54**    


 **WIX 320**





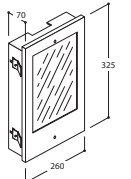
   3,8


**250900** CLEAR GLASS + STAINL.ST.  
**250905** MATT GLASS + STAINL.ST.





 TC-D  
 26W  
 G24d-3  
 230V-50Hz


 **IP54**


250490 INSTAL. BOX FOR FRAME  
 312X250  
 250994 WIX 320 CONCRETE BOX  
 312X250X90




 290x245 mm  
 Installation depth 70 mm

**IP 54**    


 **WIX LED CI**




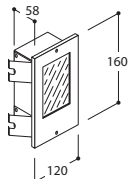
   0,9

**154010** STAINL. ST. + CW  
**154020** STAINL. ST. + WW  
**154050** STAINL. ST. + CW HO  
**154090** STAINL. ST. + WW HO  
**154030** STAINL. ST. + AMBER  
**154040** STAINL. ST. + RED  
**154060** STAINL. ST. + GREEN  
**154080** STAINL. ST. + BLUE





 POWERLED 3x  
 1W  
 230V-50Hz


 **IP54**


250991 INSTAL. BOX FOR FRAME  
 155X105  
 250996 INSTAL. BOX FOR CONCRETE  
 155X105X90






 148X105 mm  
 Installation depth 60 mm


**IP 54**    


 **WIX LED**





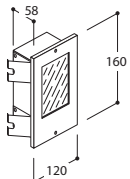
   0,8


**154110** STAINL. ST. + CW  
**154120** STAINL. ST. + WW  
**154150** STAINL. ST. + CW HO  
**154190** STAINL. ST. + WW HO  
**154130** STAINL. ST. + AMBER  
**154140** STAINL. ST. + RED  
**154160** STAINL. ST. + GREEN  
**154180** STAINL. ST. + BLUE





 POWERLED 3x  
 1W  
 350mA DC

 **IP54**

250991 INSTAL. BOX FOR FRAME  
 155X105  
 250996 INSTAL. BOX FOR CONCRETE  
 155X105X90  
 CONVERTER P. 454



 148X105 mm  
 Installation depth 60 mm

**IP 54**    





RAM W EXT



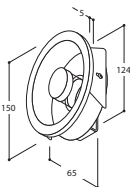
- 149018 TEXT. WHITE+ CW
- 149028 TEXT. WHITE+ WW
- 149058 TEXT. WHITE+ CW HO
- 149098 TEXT. WHITE+ WW HO
- 149038 TEXT. WHITE+ AMBER
- 149048 TEXT. WHITE+ RED
- 149068 TEXT. WHITE+ GREEN
- 149088 TEXT. WHITE+ BLUE



POWERLED  
1W  
230V-50Hz



- 170097 INSTAL. BOX FOR FRAME  
⌀ 150X70
- 170077 INSTAL. BOX FOR PLASTER  
⌀ 150X105



140 mm  
Installation depth 75 mm








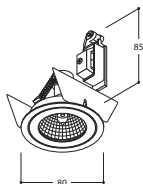



FIX QR-C51



**610539** STAINL. ST. OUTDOOR BEACH

 QR-C51  
20-50W  
GX5,3  
12V-50Hz  
Dimmable



 68 mm  
Installation depth 90 mm

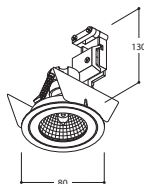



FIX QPAR16



**615539** STAINL. ST. OUTDOOR BEACH

 QPAR16 Alu Refl  
35-50W  
GU10  
230V-50Hz  
Dimmable R




 68 mm  
Installation depth 135 mm

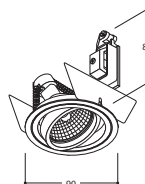



FLEX QR-C51



**610639** STAINL. ST. OUTDOOR BEACH

 QR-C51  
20-50W  
GX5,3  
12V-50Hz  
Dimmable



 80 mm  
Installation depth 95 mm

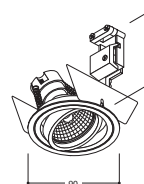



FLEX QPAR16



**615639** STAINL. ST. OUTDOOR BEACH


 QPAR16 Alu Refl  
35-50W  
GU10  
230V-50Hz  
Dimmable R







 80 mm  
Installation depth 135 mm






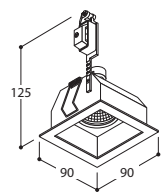
 **QUAD**








   0,4

**759131** TORSION STAINL. ST. OUTDOOR BEACH

 QR-C51  
20-50W  
GX5,3  
12V-50Hz  
Dimmable



 83X76 mm  
Installation depth 100 mm

IP 20    



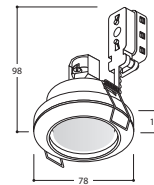
SIMPLON SPLASH  
OUT



**112318** TEXT, WHITE



QR-C51  
20-50W  
GX5,3  
12V-50Hz  
Dimmable




68 mm  
Installation depth 90 mm

IP  
54





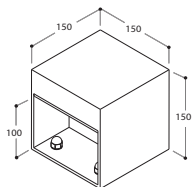
H&B II 150-150  
QT-DE12



**260801** TEXT. GREY

QT-DE12  
150W  
R7s(74,9)  
230V-50Hz  
Dimmable R

260991 GROUND PIN



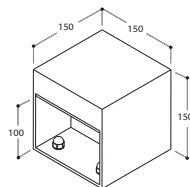
H&B 150-150 CI



**150018** TEXT. GREY+ CW  
**150028** TEXT. GREY+ WW  
**150058** TEXT. GREY+ CW HO  
**150098** TEXT. GREY+ WW HO  
**150038** TEXT. GREY+ AMBER  
**150048** TEXT. GREY+ RED  
**150068** TEXT. GREY+ GREEN  
**150088** TEXT. GREY+ BLUE  
**150138** SILVER ANTHR. + AMBER

POWERLED 3x  
1W  
230V-50Hz

260991 GROUND PIN



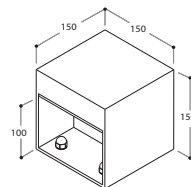
H&B 150-150



**151018** TEXT. GREY+ CW  
**151028** TEXT. GREY+ WW  
**151058** TEXT. GREY+ CW HO  
**151098** TEXT. GREY+ WW HO  
**151038** TEXT. GREY+ AMBER  
**151048** TEXT. GREY+ RED  
**151068** TEXT. GREY+ GREEN  
**151088** TEXT. GREY+ BLUE  
**150139** TEXT. GREY+ AMBER

POWERLED 3x  
1W  
350mA DC

260991 GROUND PIN  
CONVERTER P. 454




 GIRDER 295 QT14



   2,4


**360410** TEXT. GREY


 QT14  
25-75W  
G9  
230V-50Hz  
Dimmable R




 260992 GROUNDPIN SQUARE





IP 54    


 GIRDER 295 QR-C51


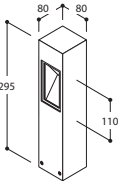






   2,2


**360400** TEXT. GREY


 QR-C51 Alu Refl  
20-50W  
GX5,3  
230V-50Hz  
Dimmable LC




 260992 GROUNDPIN SQUARE


IP 54    


 GIRDER 595 QT-DE12


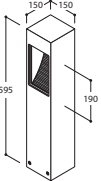






   2,2


**360306** TEXT. GREY


 QT-DE12  
60W  
R7s74,9  
230V-50Hz  
Dimmable R




 260991 GROUNDPIN


IP 54    


 GIRDER 595 QR-C51


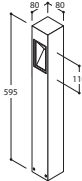






   2,4


**360406** TEXT. GREY


 QR-C51 Alu Refl  
20-50W  
GX5,3  
230V-50Hz  
Dimmable LC




 260992 GROUNDPIN SQUARE


IP 54    


 GIRDER 595 QT14


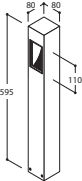






   2,2

**360416** TEXT. GREY

 QT14  
25-75W  
G9  
230V-50Hz  
Dimmable R

 260992 GROUNDPIN SQUARE

IP 54    



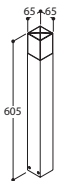
TORCK 65-600



360560 SILVER ANTHR,

TC-DSE  
11W  
E14  
230V-50Hz

260992 GROUNDPIN SQUARE

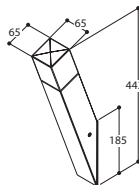


TORCK WALL



360565 SILVER ANTHR,

TC-DSE  
11W  
E14  
230V-50Hz



TORCK EXTERIOR









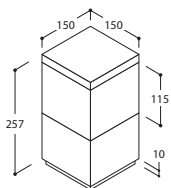
MENHIR 150-250



360550 BLUE STONE

A60  
60W  
E27  
230V-50Hz  
Dimmable R

260992 GROUNDPIN SQUARE



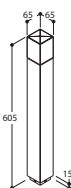
MENHIR 65-600



360506 BLUE STONE

TC-DSE  
11W  
E14  
230V-50Hz

260992 GROUNDPIN SQUARE



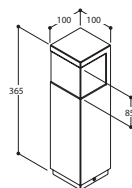
MENHIR 100-350



360570 BLUE STONE

TC-TSE  
11W  
E27  
230V-50Hz

260992 GROUNDPIN SQUARE



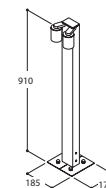
RANGER



163023 SILVER ANTHR,

QPAR16 Alu Refl 2x  
35W  
GU10  
230V-50Hz  
Dimmable R

260991 GROUNDPIN



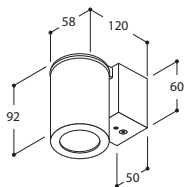


FIXER 50



**262103** SILVER ANTHR,

QPAR16 Alu Refl  
35W  
GU10  
230V-50Hz  
Dimmable R

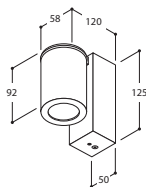


FIXER 50 T



**262153** SILVER ANTHR,

QR-C51 Alu Refl  
20-50W  
GX5,3  
230V-50Hz  
Dimmable LC

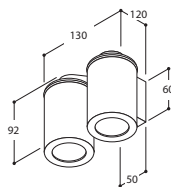


FIXER 100 DOWN



**262203** SILVER ANTHR,

QPAR16 Alu Refl 2x  
35W  
GU10  
230V-50Hz  
Dimmable R

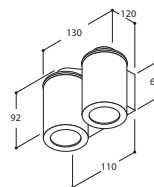


FIXER 100T DOWN



**262253** SILVER ANTHR,

QR-C51 Alu Refl 2x  
20-50W  
GX5,3  
230V-50Hz  
Dimmable LC

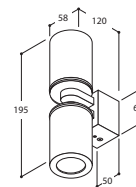


FIXER 100 UP-DOWN



**262303** SILVER ANTHR,

QPAR16 Alu Refl 2x  
35W  
GU10  
230V-50Hz  
Dimmable R





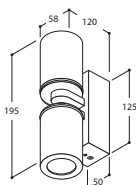
FIXER 100T  
UP-DOWN



**262353** SILVER ANTHR,



QR-C51 Alu Refl 2x  
20-50W  
GX5,3  
230V-50Hz  
Dimmable LC





SPECTRUM  
QPAR I6

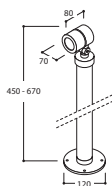


**260700** 450MM TEXT. GREY  
**260710** 670MM TEXT. GREY



QPAR16 Alu Refl  
35W  
GU10  
230V-50Hz  
Dimmable R  
45°

○ 260990 GROUNDPIN



SPECTRUM TI  
QR-C51

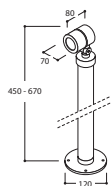


**260706** 450MM TEXT. GREY  
**260716** 670MM TEXT. GREY



QR-C51 Alu Refl  
20-50W  
GX5,3  
230V-50Hz  
Dimmable LC  
45°

○ 260990 GROUNDPIN



TOOTEM QT32

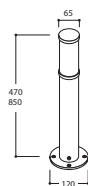


**260730** 465MM TEXT. GREY  
**260738** 850MM TEXT. GREY  
**265730** 465MM STAINL. STEEL  
**265738** 850MM STAINL. STEEL



QT32  
60W  
E27  
230V-50Hz  
Dimmable R

○ 260990 GROUNDPIN



TOOTEM TC-D I3W

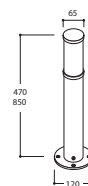


**260750** 465MM TEXT. GREY  
**260758** 850MM TEXT. GREY  
**265750** 465MM STAINL. STEEL  
**265758** 850MM STAINL. STEEL












TC-D  
13W  
G24d-1  
230V-50Hz

○ 260990 GROUNDPIN











1



44



102



204



210



218




222



390



424




444

- obo round wt 426
- obo square wt 426
- ubo round wt 426
- ubo square wt 426
- obo round ti 428
- obo square ti 428
- ubo round ti 428
- ubo square ti 428
- obo round tc-fse 430
- obo square tc-fse 430
- ubo round tc-fse 430
- ubo square tc-fse 430
- geeno 432
- mini obo round 3x1w 434
- mini obo square 3x1w 434
- mini ubo round 3x1w 434
- mini ubo square 3x1w 434
- mini obo round 140 436
- mini obo square 140 436
- mini ubo round 140 436
- mini ubo square 140 436
- mini obo round qr-c5l 438
- mini obo square qr-c5l 438
- mini ubo round qr-c5l 438
- mini ubo square qr-c5l 438



426



428




430



434




436



426



428




430




434



438



426




428



432



436



438

# FLOORSPOTS

FLOORSPOTS

FLOORSPOTS





TS FLOORSPOTS F

**FLOORSPOTS**



OBO ROUND  
QR-C51 WT



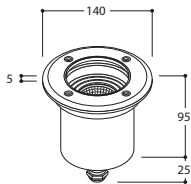
- 366110** CLEAR GLASS+ ANO
- 366115** MATT GLASS+ ANO
- 365110** CLEAR GLASS + STAINL. STEEL
- 365115** MATT GLASS + STAINL. STEEL

QR-C51 Alu Refl  
50W  
GX5,3  
12V-50Hz  
Dimmable  
☉ 355°  
☉ 30°


interior use max. 35w



- 366119 FLOORBOX
- 366118 FLOOR TUBE



OBO SQUARE  
QR-C51 WT



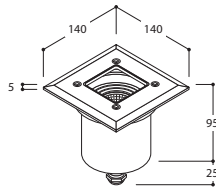
- 366210** CLEAR GLASS+ ANO
- 366215** MATT GLASS+ ANO
- 365210** CLEAR GLASS + STAINL. STEEL
- 365215** MATT GLASS + STAINL. STEEL

QR-C51 Alu Refl  
50W  
GX5,3  
12V-50Hz  
Dimmable  
☉ 355°  
☉ 30°

interior use max. 35w



- 366119 FLOORBOX
- 366118 FLOOR TUBE



UBO ROUND  
QR-C51 WT



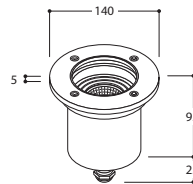
- 366100** CLEAR GLASS+ ANO
- 366105** MATT GLASS+ ANO
- 365100** CLEAR GLASS + STAINL. STEEL
- 365105** MATT GLASS + STAINL. STEEL

QR-C51 Alu Refl  
50W  
GX5,3  
12V-50Hz  
Dimmable  
☉ 355°  
☉ 30°


interior use max. 35w



- 366109 FLOORBOX
- 366108 FLOOR TUBE



UBO SQUARE  
QR-C51 WT



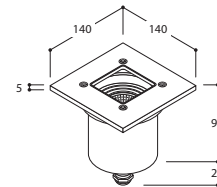
- 366200** CLEAR GLASS+ ANO
- 365205** MATT GLASS+ ANO
- 365200** CLEAR GLASS + STAINL. STEEL
- 366205** MATT GLASS + STAINL. STEEL

QR-C51 Alu Refl  
50W  
GX5,3  
12V-50Hz  
Dimmable  
☉ 355°  
☉ 30°

interior use max. 35w



- 366209 FLOORBOX
- 366208 FLOOR TUBE



STAINL. STEEL =  
STAINL. STEEL BEACH



ANO = ANODISED  
ALUMINIUM







OBO ROUND  
QR-C51 TI



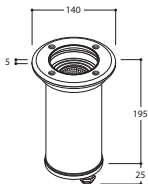
- 366130** CLEAR GLASS+ ANO
- 366135** MATT GLASS+ ANO
- 365130** CLEAR GLASS + STAINL. STEEL
- 365135** MATT GLASS + STAINL. STEEL

QR-C51 Alu Refl  
50W  
GX5,3  
12V-50Hz  
Dimmable  
☀️ 355°  
🕒 30°


interior use max. 35w



○  
**366138** FLOOR TUBE



OBO SQUARE  
QR-C51 TI



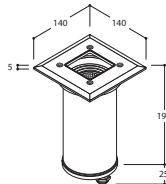
- 366230** CLEAR GLASS+ ANO
- 366235** MATT GLASS+ ANO
- 365230** CLEAR GLASS + STAINL. STEEL
- 365235** MATT GLASS + STAINL. STEEL

QR-C51 Alu Refl  
50W  
GX5,3  
12V-50Hz  
Dimmable  
☀️ 355°  
🕒 30°

interior use max. 35w



○  
**366138** FLOOR TUBE



UBO ROUND  
QR-C51 TI



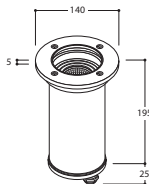
- 366120** CLEAR GLASS+ ANO
- 366125** MATT GLASS+ ANO
- 365120** CLEAR GLASS + STAINL. STEEL
- 365125** MATT GLASS + STAINL. STEEL

QR-C51 Alu Refl  
50W  
GX5,3  
12V-50Hz  
Dimmable  
☀️ 355°  
🕒 30°


interior use max. 35w



○  
**366128** FLOOR TUBE



UBO SQUARE  
QR-C51 TI



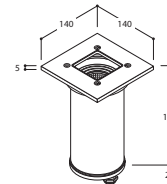
- 366220** CLEAR GLASS+ ANO
- 366225** MATT GLASS+ ANO
- 365220** CLEAR GLASS + STAINL. STEEL
- 365225** MATT GLASS + STAINL. STEEL

QR-C51 Alu Refl  
50W  
GX5,3  
12V-50Hz  
Dimmable  
☀️ 355°  
🕒 30°

interior use max. 35w



○  
**366228** UBO SQUARE TI



**STAINL. STEEL =  
STAINL. STEEL BEACH**

**ANO = ANODISED  
ALUMINIUM**







OBO ROUND  
TC-FSE



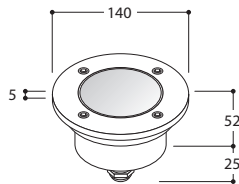
**366320** OPAL GLASS+ ANO  
**365320** OPAL GLASS + STAINL. STEEL

TC-FSE  
6W  
GX 53  
230V-50Hz


LED  
1.5W  
GX 53  
230V-50Hz



**366328** FLOOR TUBE



OBO SQUARE  
TC-FSE



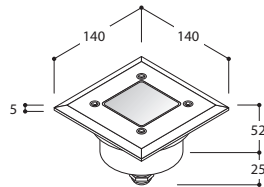
**366430** OPAL GLASS+ ANO  
**365430** OPAL GLASS + STAINL. STEEL

TC-FSE  
6W  
GX 53  
230V-50Hz

LED  
1.5W  
GX 53  
230V-50Hz



**366338** FLOOR TUBE



UBO ROUND  
TC-FSE



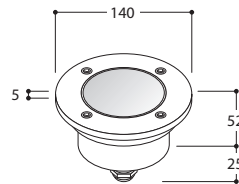
**366320** OPAL GLASS+ ANO  
**365320** OPAL GLASS + STAINL. STEEL

TC-FSE  
6W  
GX 53  
230V-50Hz


LED  
1.5W  
GX 53  
230V-50Hz



**366328** FLOOR TUBE



UBO SQUARE  
TC-FSE



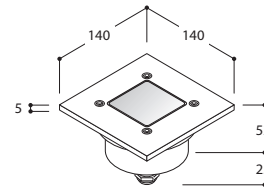
**366420** OPAL GLASS+ ANO  
**365420** OPAL GLASS + STAINL. STEEL

TC-FSE  
6W  
GX 53  
230V-50Hz

LED  
1.5W  
GX 53  
230V-50Hz



**366428** FLOOR TUBE



STAINL. STEEL =  
STAINL. STEEL BEACH



ANO = ANODISED  
ALUMINIUM





OBO TC-FSE + UBO TC-FSE ••• FLOORSPOTS



GEENO MINI OBO



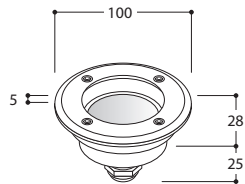
- 369010** STAINL. ST. + CW
- 369012** ANO + CW
- 369040** STAINL. ST. + RED
- 369042** ANO + RED
- 369080** STAINL. ST. +BLUE
- 369082** ANO + BLUE

 LP LED  
0,75W  
12V-DC



-  366318 FLOORTUBE
- 366319 FLOORBOX

CONVERTER P. 454



GEENO MINI UBO



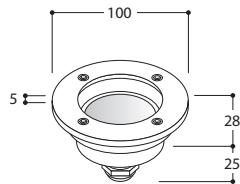
- 369110** STAINL. ST. + CW
- 369112** ANO + CW
- 369140** STAINL. ST. + RED
- 369142** ANO + RED
- 369180** STAINL. ST. +BLUE
- 369182** ANO + BLUE

 LP LED  
0,75W  
12V-DC



-  366308 FLOORTUBE
- 366309 FLOORBOX


CONVERTER P. 454




STAINL. STEEL =  
STAINL. STEEL BEACH



ANO = ANODISED  
ALUMINIUM







 MINI OBO ROUND  
3X1W



- 368010** STAINL. ST. + CW
- 368012** ANO + CW
- 368020** STAINL. ST. + WW
- 368022** ANO + WW
- 368040** STAINL. ST. + RED
- 368042** ANO + RED
- 368080** STAINL. ST. + BLUE
- 368082** ANO + BLUE

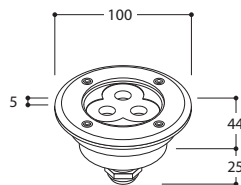
 POWERLED 3x  
1W  
350mA DC

BEAM ANGLE 10°



-  366318 FLOOR TUBE
- 366319 FLOOR BOX

CONVERTER P. 454



 MINI OBO  
SQUARE 3X1W



- 368210** STAINL. ST. + CW
- 368212** ANO + CW
- 368220** STAINL. ST. + WW
- 368222** ANO + WW
- 368240** STAINL. ST. + RED
- 368242** ANO + RED
- 368280** STAINL. ST. + BLUE
- 368282** ANO + BLUE

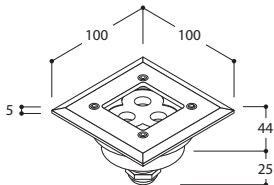
 POWERLED 3x  
1W  
350mA DC

BEAM ANGLE 10°



-  366318 FLOOR TUBE
- 366319 FLOOR BOX

CONVERTER P. 454



 MINI OBO ROUND  
3X1W



- 368110** STAINL. ST. + CW
- 368112** ANO + CW
- 368120** STAINL. ST. + WW
- 368122** ANO + WW
- 368140** STAINL. ST. + RED
- 368142** ANO + RED
- 368180** STAINL. ST. + BLUE
- 368182** ANO + BLUE

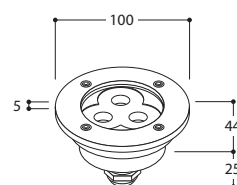
 POWERLED 3x  
1W  
350mA DC

BEAM ANGLE 10°



-  366308 FLOOR TUBE
- 366309 FLOOR BOX

CONVERTER P. 454



 MINI OBO SQUARE  
3X1W




- 368310** STAINL. ST. + CW
- 368312** ANO + CW
- 368320** STAINL. ST. + WW
- 368322** ANO + WW
- 368340** STAINL. ST. + RED
- 368342** ANO + RED
- 368380** STAINL. ST. + BLUE
- 368382** ANO + BLUE


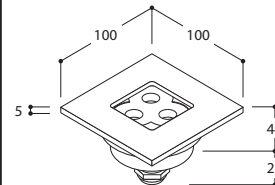
 POWERLED 3x  
1W  
350mA DC



BEAM ANGLE 10°



-  366408 FLOOR TUBE
- 366409 FLOOR BOX

CONVERTER P. 454






MINI OBO 3X 1W + MINI UBO 3X1W ●●● FLOORSPOTS

 MINI OBO ROUND 140



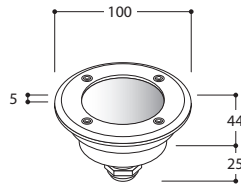
- 368410** STAINL. ST. + CW
- 368412** ANO + CW
- 368450** STAINL. ST. + CW HO
- 368452** ANO + CW HO
- 368420** STAINL. ST. + WW
- 368422** ANO + WW
- 368490** STAINL. ST. + WW HO
- 368492** ANO + WW HO
- 368440** STAINL. ST. + RED
- 368442** ANO + RED
- 368480** STAINL. ST. + BLUE
- 368482** ANO + BLUE

 POWERLED 3x  
1W  
350mA DC  
BEAM ANGLE 140°



-  366318 FLOOR TUBE
- 366319 FLOOR BOX


CONVERTER P. 454



 MINI OBO SQUARE 140



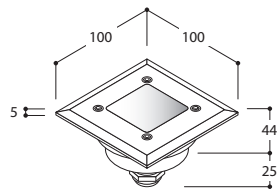
- 368610** STAINL. ST. + CW
- 368612** ANO + CW
- 368650** STAINL. ST. + CW HO
- 368652** ANO + CW HO
- 368620** STAINL. ST. + WW
- 368622** ANO + WW
- 368690** STAINL. ST. + WW HO
- 368692** ANO + WW HO
- 368640** STAINL. ST. + RED
- 368642** ANO + RED
- 368680** STAINL. ST. + BLUE
- 368682** ANO + BLUE

 POWERLED 3x  
1W  
350mA DC  
BEAM ANGLE 140°



-  366318 FLOOR TUBE
- 366319 FLOOR BOX


CONVERTER P. 454



 MINI UBO ROUND 140



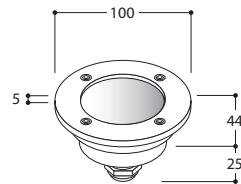
- 368510** STAINL. ST. + CW
- 368512** ANO + CW
- 368550** STAINL. ST. + CW HO
- 368552** ANO + CW HO
- 368520** STAINL. ST. + WW
- 368522** ANO + WW
- 368590** STAINL. ST. + WW HO
- 368592** ANO + WW HO
- 368540** STAINL. ST. + RED
- 368542** ANO + RED
- 368580** STAINL. ST. + BLUE
- 368582** ANO + BLUE

 POWERLED 3x  
1W  
350mA DC  
BEAM ANGLE 140°



-  366308 FLOOR TUBE
- 366309 FLOOR BOX


CONVERTER P. 454




 MINI UBO SQUARE 140




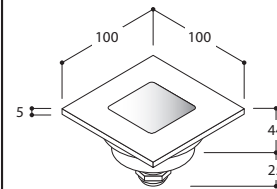
- 368710** STAINL. ST. + CW
- 368712** ANO + CW
- 368750** STAINL. ST. + CW HO
- 368752** ANO + CW HO
- 368720** STAINL. ST. + WW
- 368722** ANO + WW
- 368790** STAINL. ST. + WW HO
- 368792** ANO + WW HO
- 368740** STAINL. ST. + RED
- 368742** ANO + RED
- 368780** STAINL. ST. + BLUE
- 368782** ANO + BLUE

 POWERLED 3x  
1W  
350mA DC  
BEAM ANGLE 140°



-  366408 FLOOR TUBE
- 366409 FLOOR BOX

CONVERTER P. 454







MINI OBO ROUND  
QR-C51 WT

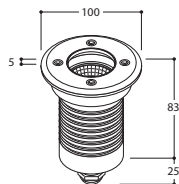


- 366350** CLEAR GLASS+ ANO
- 366550** MATT GLASS+ ANO
- 365350** CLEAR GLASS + STAINL. STEEL
- 365550** MATT GLASS + STAINL. STEEL


QR-C51 Alu Refl  
20W  
GX5,3  
12V-50Hz  
Dimmable



- 366359** FLOORBOX
- 366358** FLOOR TUBE



MINI OBO SQUARE  
QR-C51 WT

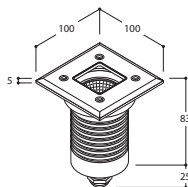


- 366450** CLEAR GLASS+ ANO
- 366650** MATT GLASS+ ANO
- 365450** CLEAR GLASS + STAINL. STEEL
- 365650** MATT GLASS + STAINL. STEEL

QR-C51 Alu Refl  
20W  
GX5,3  
12V-50Hz  
Dimmable



- 366359** FLOORBOX
- 366358** FLOOR TUBE



MINI UBO ROUND  
QR-C51 WT

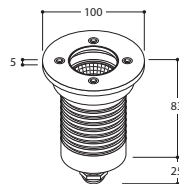


- 366340** GLASS+ ANO
- 366540** MATT GLASS+ ANO
- 365340** CLEAR GLASS + STAINL. STEEL
- 365540** MATT GLASS + STAINL. STEEL


QR-C51 Alu Refl  
20W  
GX5,3  
12V-50Hz  
Dimmable



- 366349** FLOORBOX
- 366348** FLOOR TUBE



MINI UBO SQUARE  
QR-C51 WT

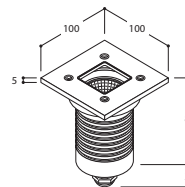


- 366440** CLEAR GLASS+ ANO
- 366640** MATT GLASS+ ANO
- 365440** CLEAR GLASS + STAINL. STEEL
- 365640** MATT GLASS + STAINL. STEEL

QR-C51 Alu Refl  
20W  
GX5,3  
12V-50Hz  
Dimmable



- 366449** FLOORBOX
- 366448** FLOOR TUBE



**STAINL. STEEL =  
STAINL. STEEL BEACH**

**ANO = ANODISED  
ALUMINIUM**











••• FLOORSPOTS






|  |  |  |  |  |
|--|--|--|--|--|
| <br>[Blank space for notes] | <br>[Blank space for notes] | <br>[Blank space for notes] | <br>[Blank space for notes] | <br>[Blank space for notes] |
|--|--|--|--|--|



smartfader 444

**SMARTFADER** SMARTFADER SMARTFADER



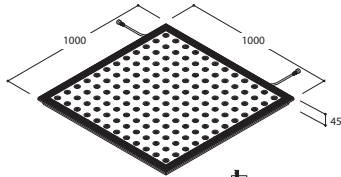
# SMARTFADER

- 121001** COOL WHITE
- 121002** WARM WHITE
- 121004** RED
- 121008** BLUE




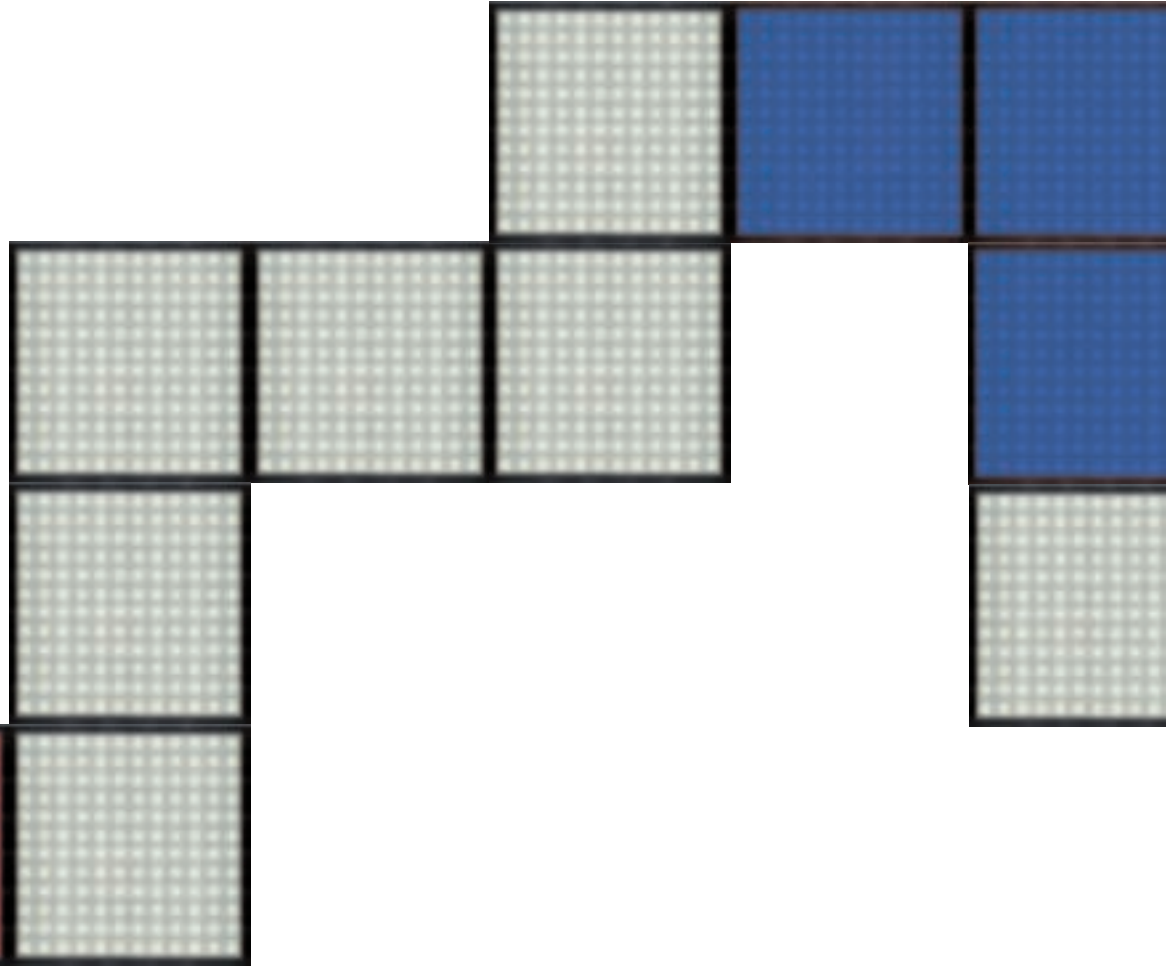
 LED  
12V-DC  
50W

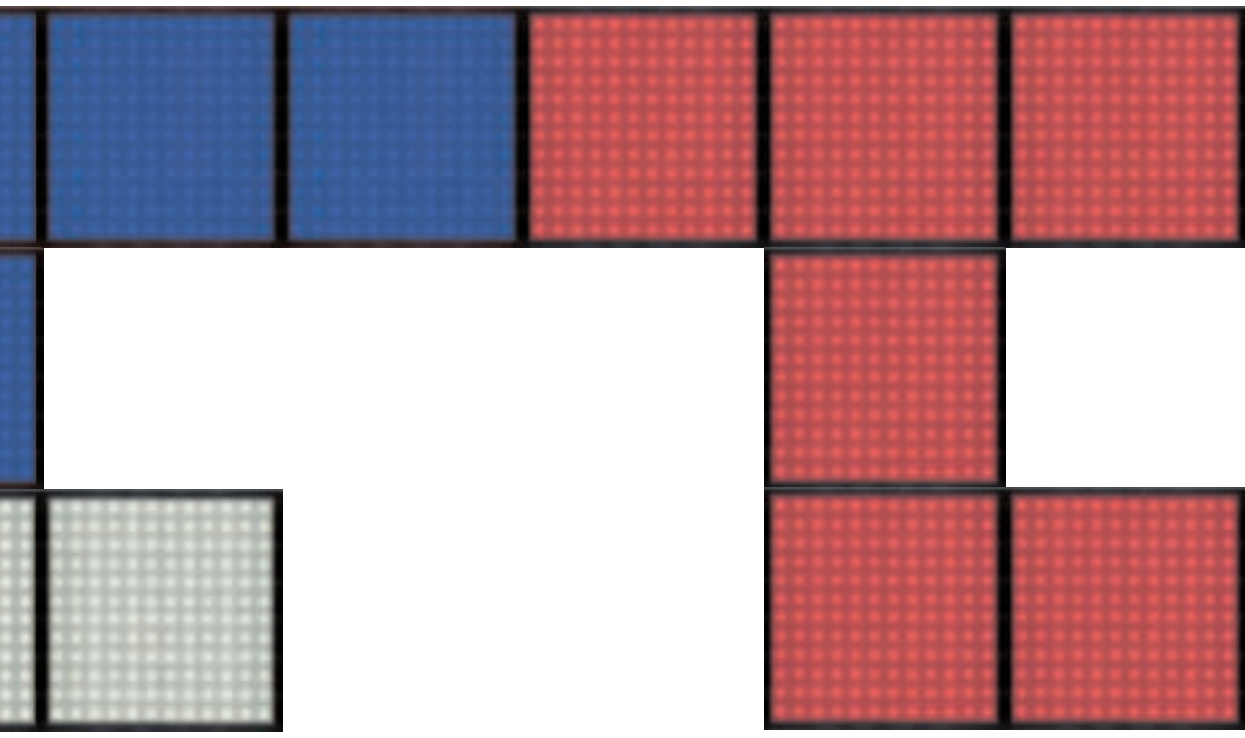





- 921000** POWERCABLE
- 921010** SEALING KIT

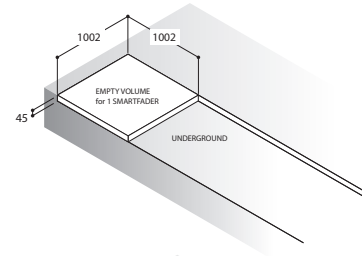
CONVERTERS P. 454



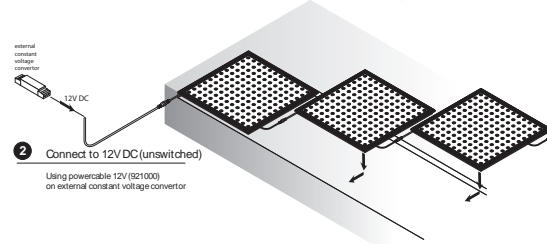
 1002X1002MM  
INSTALLATION DEPTH 45MM





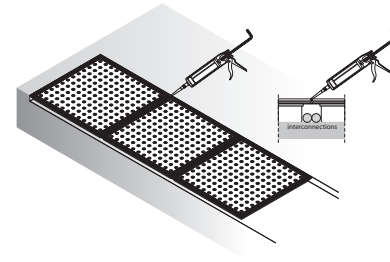


**1** Installation dimensions  
Underground must be completely egalized









**2** Connect to 12V DC (unswitched)  
Using power cable 12V (921000)  
on external constant voltage convertor

**3** Interconnect SMARTFADERS  
2 Cables are incorporated per smartfader  
Interconnect MAX. 3 SMARTFADERS!  
(Interconnection cable 2x1.5mm<sup>2</sup> - AWG14 - max.16A)



**4** Finish with sealing kit (921010)  
For sealed oor

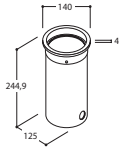




## FLOORBOX / FLOORTUBE FOR OBO/UBO QR-C51 TI / TCFSE

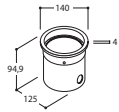
### OBO

366138



OBO SQUARE/ROUND QRC51 TI

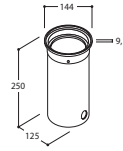
366338



OBO SQUARE/ROUND TCFSE

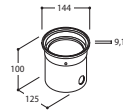
### UBO

366128



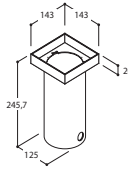
UBO ROUND QRC51 TI

366328



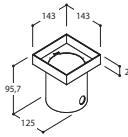
UBO ROUND TCFSE

366228



UBO SQUARE QRC51 TI

366428

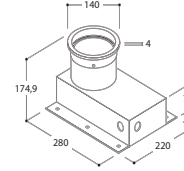


UBO SQUARE TCFSE

## FLOORBOX / FLOORTUBE FOR OBO/UBO QRC51 WT

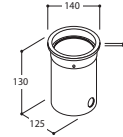
### OBO

366119



OBO SQUARE/ ROUND QRC51 WT

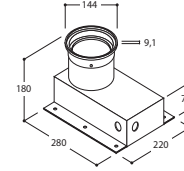
366118



OBO SQUARE/ ROUND QRC51 WT

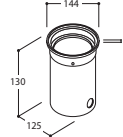
### UBO

366109



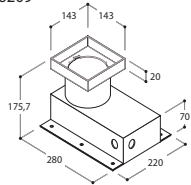
UBO ROUND QRC51 WT

366108



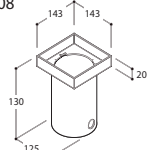
UBO ROUND QRC51 WT

366209



UBO SQUARE QRC51 WT

366208

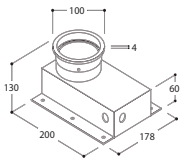


UBO SQUARE QRC51 WT

## FLOORBOX / FLOORTUBE MINI OBO/UBO QRC51 WT

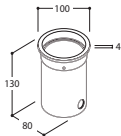
### MINI OBO

366359



MINI OBO SQUARE/ROUND QRC51 WT

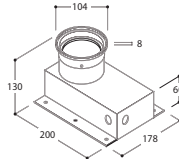
366358



MINI OBO SQUARE/ROUND QRC51 WT

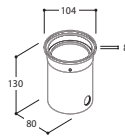
### MINI UBO

366349



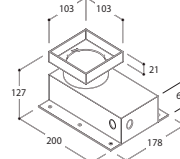
MINI UBO ROUND QRC51 WT

366348



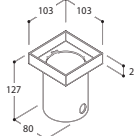
MINI UBO ROUND QRC51 WT

366449



MINI UBO SQUARE QRC51 WT

366448

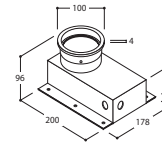


MINI UBO SQUARE QRC51 WT

## FLOORBOX / FLOORTUBE FOR MINI OBO/UBO LED

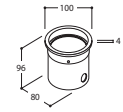
### MINI OBO

366319



MINI OBO SQUARE/ROUND LED12V/  
LED 230V/POWERLED

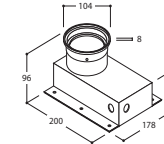
366318



MINI OBO SQUARE/ROUND LED12V/  
LED 230V/ POWERLED

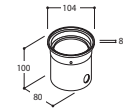
### MINI UBO

366309



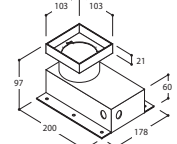
MINI UBO ROUND LED12V/LED 230V/  
POWERLED

366308



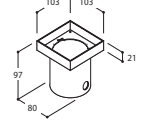
MINI UBO ROUND LED12V/LED 230V/  
POWERLED

366409



MINI UBO SQUARE LED12V/LED 230V/  
POWERLED

366408



MINI UBO SQUARE LED12V/LED 230V/  
POWERLED

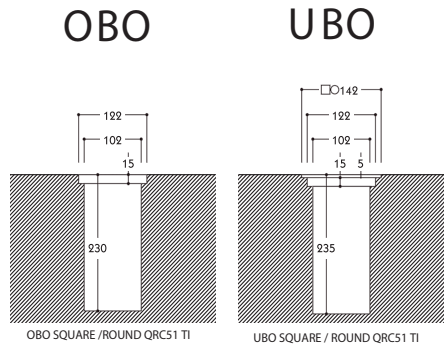


# Minimum recessed dimensions for floorspot installation without floorbox or floortube.

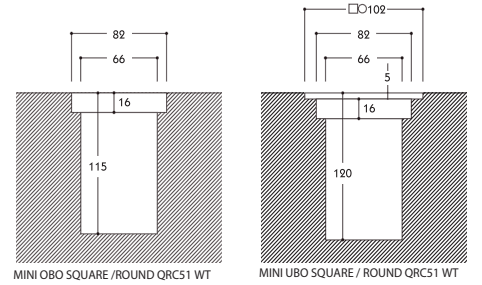
All horizontal dimensions are diameters in mm, except ubo dimensions marked with [□]. These dimensions are circular for round ubo and rectangular for square ubo.

## OBO UBO MINI OBO MINI UBO

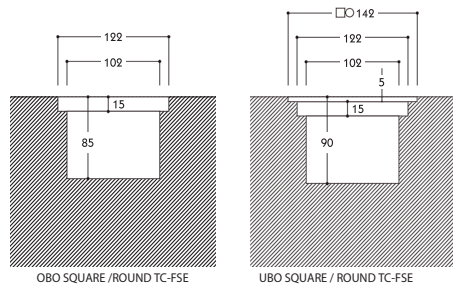
OBO/UBO QRC51 TI



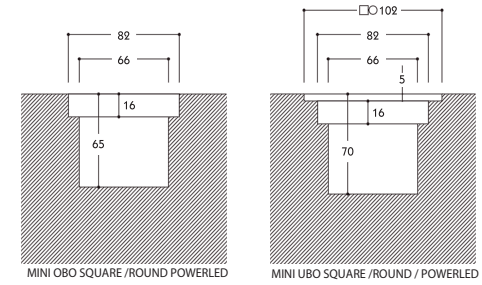
MINI OBO/UBO QRC51 WT



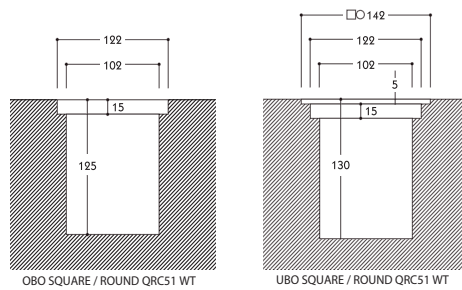
OBO/UBO TCFSE



MINI OBO/UBO POWERLED



OBO/UBO QRC51 WT



## LAMPS

Low voltage halogen lamp, low pressure  
Mains halogen lamp  
Low pressure fluorescent lamps  
High pressure discharge lamps  
LED  
General service lamps

## AMPOULES

Lampe halogène basse tension  
Lampe halogène tension réseau  
Lampe fluorescente  
Lamp à décharge haute pression  
LED  
Lampe standard

## LEUCHTMITTEL












Niedervolt-Halogenlampe, Niederdruck  
Halogen-Hochvoltlampe  
Niederdruck-Leuchtstofflampen  
Hochdruck-Entladungslampen  
LED  
Glühlampen

## LAMPEN












Halogeen Laagspanning  
Halogeen Netspanning  
Fluorescentielampen  
Hogedruk gasontladinglampen  
LED  
Gloeilampen

| Icon | Code (LBS) | Lampbase | Voltage | Power |
|------|------------|----------|---------|-------|
|------|------------|----------|---------|-------|

### Highpressure discharge lamps





|  |              |        |       |         |
|--|--------------|--------|-------|---------|
|  | HIT-35       | G12    | 4.5KV | 35W     |
|  | HIT-70       | G12    | 4.5KV | 70W     |
|  | HS-T         | GX12-1 | 4.5KV | 50-100W |
|  | HIT-DE 70    | RX7s   | 4.5KV | 70W     |
|  | HIT-DE 150   | RX7s   | 4.5KV | 150W    |
|  | HI PAR-L 30  | E27h   | 4.5KV | 35-70W  |
|  | HI PAR 111   | GX8.5  | 4.5KV | 20-70W  |
|  | HIT-m 20     | PGJ5   | 4.5KV | 20W     |
|  | HIT-m 35     | PGJ5   | 4.5KV | 35W     |
|  | HI PAR 51 20 | GX10   | 4.5KV | 20W     |
|  | HI PAR 51 35 | GX10   | 4.5KV | 35W     |

### LED








|  |              |      |        |       |
|--|--------------|------|--------|-------|
|  | LED          |      | 12V DC | 0.75W |
|  | LED          |      | 12V DC | 1.2W  |
|  | POWERLED     |      | 24V DC | 3.6W  |
|  | POWERLED     |      | 24V DC | 8W    |
|  | POWERLED     |      | 350mA  | 1W    |
|  | POWERLED HO  |      | 350mA  | 1W    |
|  | POWERLED RGB |      | 350mA  | 4W    |
|  | POWERLED RGB |      | 350mA  | 8W    |
|  | POWERLED     |      | 700mA  | 3W    |
|  | POWERLED     |      | 230V   | 6W    |
|  | MASTERLED    | GU10 | 230V   | 7W    |

| Icon | Code (LBS) | Lampbase | Voltage | Power |
|------|------------|----------|---------|-------|
|------|------------|----------|---------|-------|









### General service lamps

|  |        |     |      |     |
|--|--------|-----|------|-----|
|  | A60    | E27 | 230V | 60W |
|  | A60 CG | E27 | 230V | 60W |
|  | A60 CS | E27 | 230V | 60W |
|  | C35    | E14 | 230V | 40W |














### Low voltage halogen lamps, low pressure























|  |                      |        |     |         |
|--|----------------------|--------|-----|---------|
|  | QR-C35               | G(Z)4  | 12V | 20-35W  |
|  | QR-C51               | GU5.3  | 12V | 20-50W  |
|  | QR-C51 alu reflector | GU5.3  | 12V | 20-50W  |
|  | QR-LP70              | Ba15d  | 12V | 20-50W  |
|  | QR-LP111             | G53    | 12V | 35-100W |
|  | QT-LP9               | G4     | 12V | 5-20W   |
|  | QT-LP12              | GY6.35 | 12V | 35-50W  |

### Mains halogen lamps, only for domestic

|  |                       |      |      |          |
|--|-----------------------|------|------|----------|
|  | QPAR16 alu reflector  | GU10 | 230V | 35-50W   |
|  | QT14                  | G9   | 230V | 25-40W   |
|  | QT26                  | E14  | 230V | 40W      |
|  | QT32                  | E27  | 230V | 60W      |
|  | QT-DE 12 (114.2)      | R7s  | 230V | 150-300W |
|  | QT-DE 12 (74.9)       | R7s  | 230V | 60-100W  |
|  | QPAR111 alu reflector | GU10 | 230V | 75W      |
|  | QPAR80                | E27  | 230V | 75W      |

### Low pressure fluorescent lamps

|  |        |        |  |     |
|--|--------|--------|--|-----|
|  | TC-SEL | 2G7    |  | 9W  |
|  | TC-SEL | 2G7    |  | 11W |
|  | TC-L   | 2G11   |  | 18W |
|  | TC-L   | 2G11   |  | 24W |
|  | TC-L   | 2G11   |  | 36W |
|  | TC-L   | 2G11   |  | 55W |
|  | TC-L   | 2G11   |  | 18W |
|  | TC-L   | 2G11   |  | 24W |
|  | TC-D   | G24d-1 |  | 10W |
|  | TC-D   | G24d-1 |  | 13W |
|  | TC-D   | G24d-2 |  | 18W |
|  | TC-D   | G24d-3 |  | 26W |
|  | TC-DEL | G24q-1 |  | 13W |

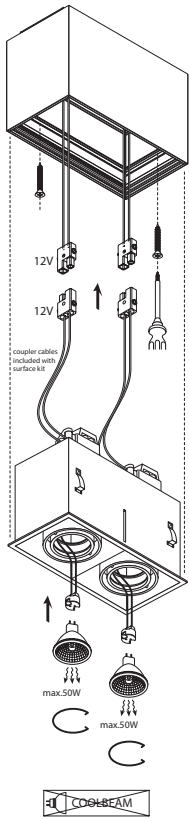
| Icon   | Code (LBS)   | Lampbase | Voltage | Power  |
|--|--------------|----------|---------|--------|
|  | TC-DEL       | G24q-2   |         | 18W    |
|  | TC-DEL       | G24q-3   |         | 26W    |
|  | TC-T         | GX24d-1  |         | 13W    |
|  | TC-TEL       | GX24q-1  |         | 13W    |
|  | TC-TEL       | GX24q-3  |         | 32W    |
|  | TC-TEL       | GX24q-4  |         | 42W    |
|  | TC-FSE       | GX53     | 230V    | 6W     |
|  | PAR80        | E27      | 230V    | 30W    |
|  | PLR          | GR14-q1  |         | 14W    |
|  | T16          | G5       |         | 14W    |
|  | T16          | G5       |         | 24W    |
|  | T16          | G5       |         | 21W    |
|  | T16          | G5       |         | 39W    |
|  | T16          | G5       |         | 28W    |
|  | T16          | G5       |         | 54W    |
|  | T16          | G5       |         | 35W    |
|  | T16          | G5       |         | 49W    |
|  | T16          | G5       |         | 80W    |
|  | T16 SEAMLESS | S5       |         | 24W    |
|  | T16 SEAMLESS | S5       |         | 39W    |
|  | T16 SEAMLESS | S5       |         | 54W    |
|  | T-R16        | 2GX13    |         | 40-50W |

#### Dimming possibilities

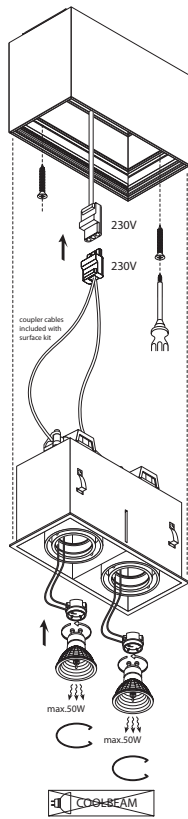
|            |   |  |                                 |   |
|------------|---|--|---------------------------------|---|
| <b>C</b>   | Dimmable with trailing edge dimmer                        | Dimmable par variateur en coupure fin de phase | Dimmbar mit Phasenschnittdimmer | Dimbaar met fase afsnijdingsdimmer                    |
| <b>L,C</b> | Dimmable with leading edge or trailing edge dimmer        | Dimmable par variateur universel               | Dimmbar mit Universaldimmer     | Dimbaar met universele dimmer fase aan- of afsnijding |
| <b>L</b>   | Dimmable with leading edge dimmer for low voltage systems | Dimmable par variateur en attaque de phase     | Dimmbar mit Phasenschnittdimmer | Dimbaar met fase aanafsnijdingsdimmer                 |
| <b>R</b>   | Dimmable with standard dimmer                             | Dimmable par variateur standard                | Dimmbar mit Standarddimmer      | Dimbaar met standard dimmer                           |

## ASSEMBLY SCENARIOS RECTANGULAR SURFACE KITS:

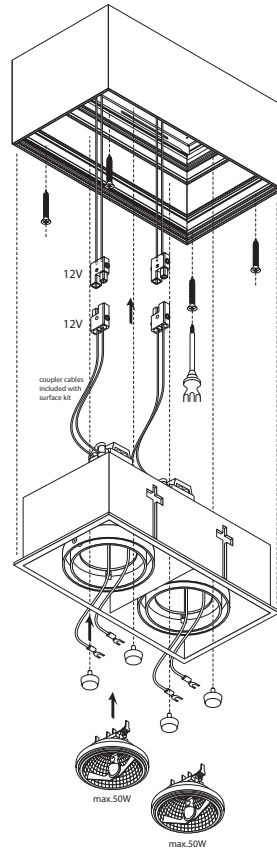
surface kit  
QRC51 TI - 790xxx



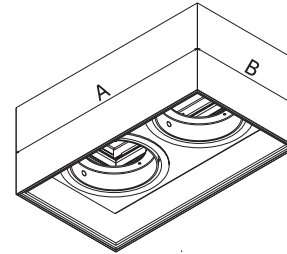
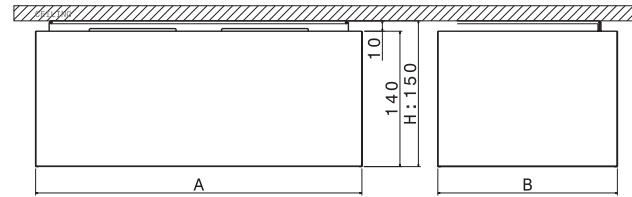
surface kit  
QPAR16 - 791xxx



surface kit  
QR111 TI - 792xxx



## SURFACE KIT DIMENSION



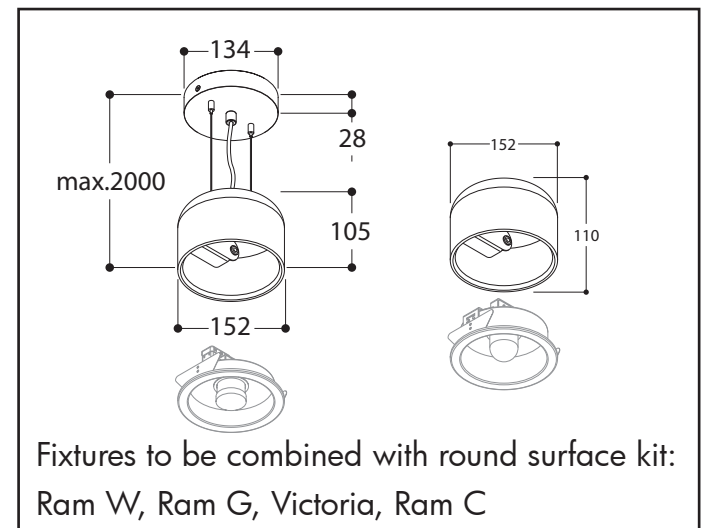
| DESCRIPTION                     | A (mm) | B (mm) | H (mm) |
|---------------------------------|--------|--------|--------|
| SURFACE KIT SMALL 1 TI 50VA     | 112    | 112    | 150    |
| SURFACE KIT SMALL 1 CI 18VA     | 112    | 112    | 150    |
| SURFACE KIT SMALL 2 TI 100VA    | 214.5  | 112    | 150    |
| SURFACE KIT SMALL 3 TI 150VA    | 317    | 112    | 150    |
| SURFACE KIT SMALL 1 230V        | 112    | 112    | 150    |
| SURFACE KIT SMALL 2 230V        | 214.5  | 112    | 150    |
| SURFACE KIT SMALL 3 230V        | 317    | 112    | 150    |
| SURFACE KIT SMALL 4 SQ TI 200VA | 214.5  | 214.5  | 150    |
| SURFACE KIT SMALL 4 TI 200VA    | 419.5  | 112    | 150    |
| SURFACE KIT LARGE 1 TI 50VA     | 186    | 186    | 150    |
| SURFACE KIT LARGE 2 TI 100VA    | 338    | 186    | 150    |
| SURFACE KIT LARGE 3 TI 150VA    | 490    | 186    | 150    |
| SURFACE KIT LARGE 4 SQ TI 200VA | 338    | 338    | 150    |
| SURFACE KIT LARGE 4 TI 200VA    | 642    | 186    | 150    |

TECHNICAL NOTES

Fixtures to be combined with rectangular surface kit:

Tommy trimless range, Mini tommy trimless range, Rasputin range  
Mini rasputin range, Hook trimless range, B4 trimless range

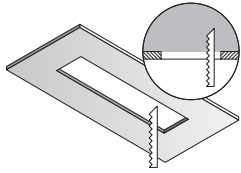
! Combination mini rasputin + surface kit: max 35W coolfit 



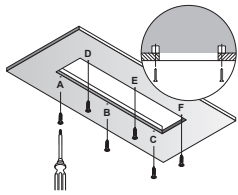
Fixtures to be combined with round surface kit:  
Ram W, Ram G, Victoria, Ram C

## SCENARIO TO BUILD IN INCAST16

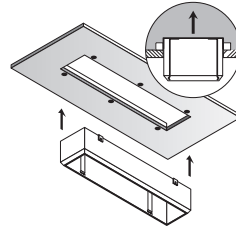
1 CUT OUT DIMENSIONS: CHECK LIST BELOW



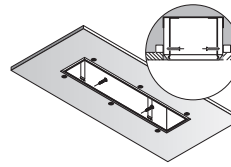
2 SCREW TWO WOODEN BATTENS PARALLEL TO SIDE



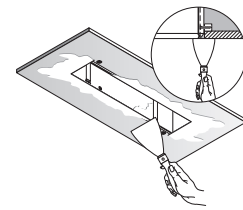
3 SLIDE THE INCASTBOX CAREFULLY INTO OPENING



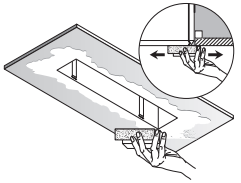
4 SCREW INCAST ONTO WOODEN BATTENS



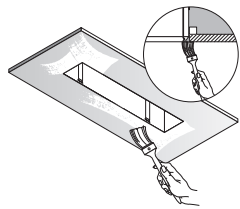
5 FILL THE GAP AND SCREW HOLES



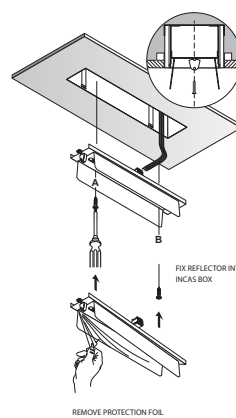
6 RUB DOWN WITH SANDPAPER



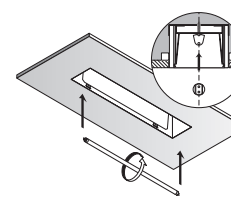
7 PAINT THE SURFACE OF THE CEILING AND THE INSIDE OF THE BOX (plus a min 5 mm)



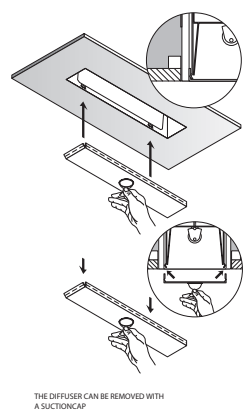
8 CONNECT GEARBOX TO INCAST



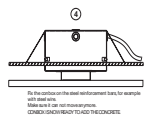
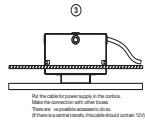
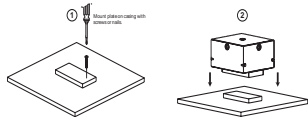
9 FIT THE LAMPS INTO THE LAMPHOLDER



10 HOLD THE DIFFUSER WITH A SUCTIONCAP

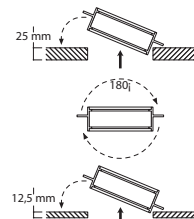
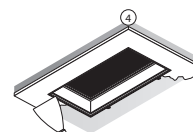
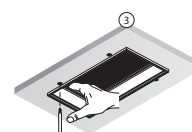
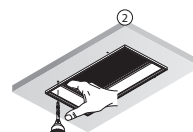
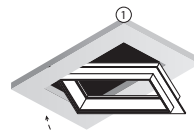


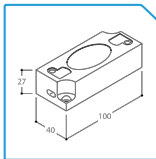
## SCENARIO TO BUILD IN INSTALLATION BOX FOR CONCRETE



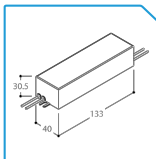
For trimless series

## SCENARIO TO BUILD IN INSTALLATION FRAME FOR PLASTER

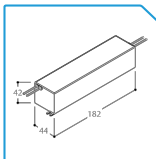




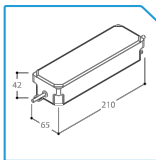
**40024**  
CONVERTER - 230V LED  
12V - 10VA - IP20



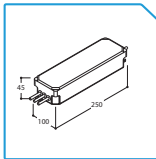
**40026**  
CONVERTER - 230V LED  
12V - 25VA - IP67



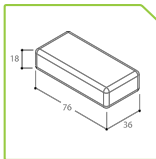
**40038**  
CONVERTER - 230V LED  
12V - 60VA - IP67



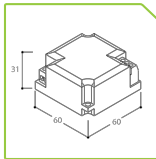
**40028**  
CONVERTER - 230V LED  
12V - 100VA - IP67



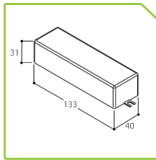
**40054**  
CONVERTER - 230V LED  
12V - 300VA - IP67



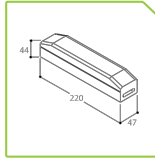
**40025**  
CONVERTER - 230V LED  
24V - 10VA - IP20



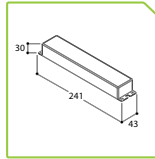
**40051**  
CONVERTER - 230V LED  
24V - 20VA - IP20



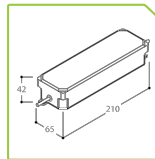
**40027**  
CONVERTER - 230V LED  
24V - 25VA - IP67



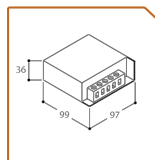
**40052**  
CONVERTER - 230V LED  
24V - 75VA - IP20



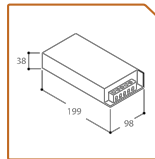
**40053**  
CONVERTER - 230V LED  
24V - 75VA - IP64



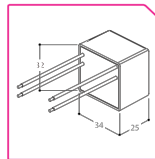
**40029**  
CONVERTER - 230V LED  
24V - 100VA - IP67



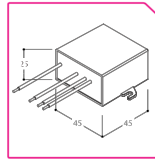
**40034**  
CONVERTER - 230V LED  
48V - 50VA - IP20



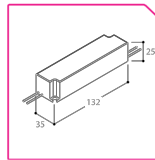
**40034**  
CONVERTER - 230V LED  
48V - 150VA - IP20



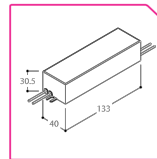
**930300**  
POWERLED CONVERTER  
1W - 350mA - 230V - IP67



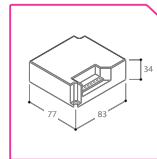
**930400**  
POWERLED CONVERTER  
4W - 350mA - 230V - IP67



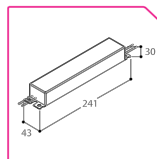
**930000**  
POWERLED CONVERTER  
12W - 350mA - 230V - IP66



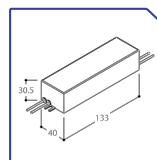
**930500**  
POWERLED CONVERTER  
18W - 350mA - 230V - IP67



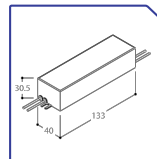
**930100**  
POWERLED CONVERTER  
25W - 1050mA - 230V - IP20



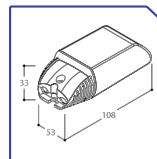
**930200**  
POWERLED CONVERTER  
80W - 3150mA - 230V - IP20



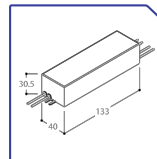
**930710**  
POWERLED CONVERTER  
18W - 700mA - 230V - IP67



**930720**  
POWERLED CONVERTER  
36W - 700mA - 230V - IP20



**932000**  
POWERLED CONVERTER  
18W - 700mA - 230V DIM - IP20



**932100**  
POWERLED CONVERTER  
36W - 700mA - 230V DIM - IP67

# fixtures per convertor • Detailed information • connection scheme

→ [www.tal.be](http://www.tal.be)

## RGB DRIVER CONSTANT VOLTAGE



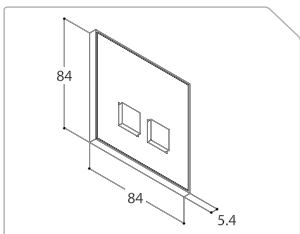
**40090** LED RGBi Driver DC 2 Buttons 12-24V

INPUT 12V = OUTPUT 12V max 50W / Channel

▶ [Converters 12V](#)

INPUT 24V = OUTPUT 24V max 50W / Channel

▶ [Converters 24V](#)



fits on standard electrical accessory box with screws.



Mycor RGB  
2 U Ledline RGB  
Slize RGB  
Standard Ledstrip RGB



## RGB DRIVER CONSTANT CURRENT



**930900** Powered RGBi Driver 350mA 2 Buttons

INPUT 12V = OUTPUT 350mA DC max 4W / Channel

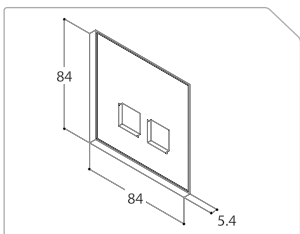
▶ [Converters 12V](#)

INPUT 24V = OUTPUT 350mA DC max 8W / Channel

▶ [Converters 24V](#)

INPUT 48V = OUTPUT 350mA DC max 16W / Channel

▶ [Converters 48V](#)
















fits on standard electrical accessory box with screws.










Inifera RGB  
CAD 125 RGB  
RAM W RGB  
Mrs. Sugar RGB  
Dipsy RGB  
Chromos RGB  
Powered 350mA RGB



## APPLICATION

-  INTERIOR USE
-  EXTERIOR USE
-  NORMALLY FLAMMABLE SURFACE
-  CEILING MOUNTED
-  CEILING MOUNTED RECESSED
-  CEILING MOUNTED HALF RECESSED
-  CEILING MOUNTED RECESSED HOLLOW
-  WALL MOUNTED
-  WALL MOUNTED RECESSED
-  WALL MOUNTED HALF RECESSED
-  WALL MOUNTED RECESSED HOLLOW
-  FLOOR
-  FLOOR RECESSED





## ELECTRICAL SPECIFICATIONS

-  CLASS 1
-  CLASS 2
-  CLASS 3
-  CONVENTIONAL GEAR
-  ELECTRONICAL GEAR
-  MAINS VOLTAGE
-  ELECTRONIC GEAR REQUIRED

## FEATURES




-  LEATHER LIGHTING
-  BLACK & GOLD
-  WHITE & CHROME
-  IP RATING
-  LED
-  RGB
-  NEW DESIGN 2010

## ECO LABELS

-  MAXIMUM ENVIRONMENTALLY FRIENDLY
-  HIGHLY ENVIRONMENTALLY FRIENDLY
-  ENVIRONMENTALLY FRIENDLY
-  FRIENDLY

TECHNICAL NOTES

## MECHANICAL SPECIFICATIONS

-  CUT OUT DIMENSIONS ROUND
-  CUT OUT DIMENSIONS SQUARE
-  WEIGHT

ERRATA: [HTTP://WWW.TAL.BE/PDF/ERRATA5.PDF](http://www.tal.be/pdf/errata5.pdf)  
 MORE TECHNICAL INFO PLEASE VISIT [WWW.TAL.BE](http://www.tal.be)



|        |     |        |     |        |     |        |     |        |     |        |     |        |     |        |     |        |     |        |     |
|--------|-----|--------|-----|--------|-----|--------|-----|--------|-----|--------|-----|--------|-----|--------|-----|--------|-----|--------|-----|
| 4100   | 297 | 103307 | 177 | 116049 | 89  | 135425 | 88  | 147118 | 142 | 154030 | 406 | 161618 | 137 | 172518 | 86  | 177077 | 52  | 183187 | 58  |
| 4110   | 297 | 103310 | 177 | 119002 | 173 | 135447 | 88  | 147126 | 142 | 154032 | 70  | 161818 | 137 | 172526 | 86  | 177080 | 52  | 183217 | 58  |
| 4115   | 297 | 104001 | 144 | 119003 | 173 | 136025 | 131 | 147218 | 142 | 154040 | 406 | 162118 | 137 | 172618 | 86  | 177087 | 52  | 183227 | 58  |
| 4118   | 297 | 104021 | 144 | 119018 | 173 | 136100 | 131 | 147318 | 143 | 154042 | 70  | 162318 | 137 | 172626 | 86  | 177097 | 52  | 183317 | 58  |
| 4140   | 297 | 104201 | 144 | 119019 | 173 | 136125 | 131 | 147418 | 143 | 154050 | 406 | 162418 | 137 | 172818 | 86  | 177110 | 52  | 183327 | 58  |
| 4200   | 298 | 104401 | 144 | 119102 | 173 | 136200 | 131 | 147518 | 143 | 154060 | 406 | 162618 | 137 | 172826 | 86  | 177118 | 52  | 184047 | 57  |
| 4210   | 298 | 104518 | 144 | 119103 | 173 | 136225 | 131 | 148008 | 304 | 154062 | 70  | 162818 | 137 | 172918 | 86  | 177510 | 52  | 184117 | 57  |
| 4215   | 298 | 104526 | 147 | 119118 | 173 | 136300 | 132 | 148018 | 304 | 154080 | 406 | 163023 | 417 | 172926 | 86  | 177517 | 52  | 184127 | 57  |
| 4218   | 298 | 105001 | 147 | 119119 | 173 | 136325 | 132 | 148026 | 304 | 154082 | 70  | 165100 | 77  | 173018 | 168 | 177920 | 52  | 184137 | 57  |
| 4240   | 298 | 105021 | 147 | 119202 | 173 | 136400 | 133 | 148118 | 304 | 154090 | 406 | 165150 | 77  | 173026 | 168 | 177927 | 52  | 184147 | 57  |
| 5100   | 297 | 105201 | 147 | 119203 | 173 | 136425 | 132 | 148126 | 304 | 154110 | 406 | 165200 | 163 | 173118 | 168 | 178017 | 305 | 184187 | 57  |
| 5110   | 297 | 105401 | 147 | 119302 | 173 | 136525 | 132 | 148218 | 302 | 154120 | 406 | 165250 | 163 | 173126 | 168 | 178027 | 305 | 184317 | 57  |
| 5115   | 297 | 105518 | 148 | 119303 | 173 | 136625 | 132 | 148318 | 302 | 154130 | 406 | 165300 | 165 | 173218 | 168 | 178037 | 305 | 184327 | 57  |
| 5118   | 297 | 105526 | 148 | 119602 | 176 | 137024 | 127 | 148418 | 302 | 154140 | 406 | 165350 | 165 | 173226 | 168 | 178047 | 305 | 185400 | 212 |
| 5140   | 297 | 106120 | 231 | 119603 | 176 | 137124 | 217 | 148518 | 302 | 154150 | 406 | 165400 | 212 | 173318 | 168 | 178057 | 305 | 185447 | 212 |
| 5200   | 298 | 106220 | 233 | 119702 | 176 | 137224 | 127 | 148618 | 302 | 154160 | 406 | 165500 | 212 | 173326 | 168 | 178067 | 305 | 185600 | 213 |
| 5210   | 298 | 106320 | 234 | 119703 | 176 | 137324 | 217 | 148718 | 302 | 154180 | 406 | 165600 | 213 | 173418 | 168 | 178087 | 305 | 185647 | 213 |
| 5215   | 298 | 107120 | 255 | 121001 | 444 | 137424 | 127 | 148818 | 302 | 154190 | 406 | 165700 | 213 | 173426 | 168 | 178097 | 305 | 186013 | 402 |
| 5218   | 298 | 107220 | 256 | 121002 | 444 | 137524 | 217 | 148918 | 302 | 155018 | 162 | 166018 | 75  | 173518 | 168 | 179017 | 140 | 186019 | 402 |
| 5240   | 298 | 107320 | 258 | 121004 | 444 | 137624 | 130 | 149018 | 408 | 155034 | 162 | 166118 | 75  | 173526 | 168 | 179027 | 140 | 186023 | 402 |
| 5395   | 295 | 108119 | 244 | 121008 | 444 | 137724 | 127 | 149028 | 408 | 155218 | 162 | 166138 | 75  | 173618 | 168 | 179047 | 140 | 186029 | 402 |
| 5398   | 292 | 108120 | 244 | 129002 | 307 | 137824 | 130 | 149038 | 408 | 155234 | 162 | 166218 | 75  | 173626 | 168 | 179057 | 140 | 186033 | 402 |
| 5399   | 292 | 108219 | 246 | 129018 | 307 | 137924 | 127 | 149048 | 408 | 155318 | 162 | 166238 | 75  | 173818 | 168 | 179087 | 140 | 186039 | 402 |
| 18118  | 135 | 108220 | 246 | 130014 | 49  | 138003 | 309 | 149058 | 408 | 155334 | 162 | 166318 | 75  | 173826 | 168 | 179090 | 140 | 186053 | 402 |
| 25900  | 92  | 108319 | 248 | 130034 | 49  | 138047 | 309 | 149068 | 408 | 155418 | 162 | 166418 | 75  | 173918 | 168 | 179097 | 140 | 186093 | 402 |
| 25910  | 92  | 108320 | 248 | 130044 | 49  | 139018 | 62  | 149088 | 408 | 155434 | 162 | 166618 | 75  | 173926 | 168 | 179117 | 140 | 186113 | 402 |
| 25920  | 91  | 109119 | 261 | 130084 | 49  | 139019 | 62  | 149098 | 408 | 155518 | 162 | 166818 | 75  | 174123 | 402 | 179127 | 140 | 186119 | 402 |
| 25921  | 91  | 109120 | 261 | 130124 | 49  | 139038 | 62  | 150018 | 413 | 155534 | 162 | 167023 | 392 | 174323 | 402 | 179221 | 140 | 186123 | 402 |
| 25925  | 92  | 109219 | 262 | 130214 | 49  | 139048 | 62  | 150028 | 413 | 155618 | 162 | 167123 | 392 | 174423 | 402 | 179247 | 140 | 186129 | 402 |
| 25926  | 92  | 109220 | 262 | 130234 | 49  | 139068 | 62  | 150038 | 413 | 155634 | 162 | 167223 | 392 | 174623 | 402 | 180010 | 33  | 186133 | 402 |
| 25930  | 92  | 109319 | 264 | 130244 | 49  | 139088 | 62  | 150048 | 413 | 156018 | 164 | 167323 | 392 | 174823 | 402 | 180020 | 33  | 186139 | 402 |
| 25931  | 92  | 109320 | 264 | 130284 | 49  | 139100 | 62  | 150058 | 413 | 156034 | 164 | 167423 | 392 | 175108 | 48  | 180030 | 33  | 186153 | 402 |
| 25935  | 92  | 110102 | 267 | 130324 | 49  | 139102 | 62  | 150068 | 413 | 156218 | 164 | 167623 | 392 | 176000 | 282 | 180040 | 33  | 186193 | 402 |
| 25936  | 92  | 110118 | 267 | 131055 | 50  | 139103 | 62  | 150088 | 413 | 156234 | 164 | 167823 | 392 | 176001 | 282 | 180060 | 33  | 186213 | 402 |
| 27232  | 169 | 110202 | 267 | 131010 | 50  | 139118 | 62  | 150098 | 413 | 156318 | 164 | 168026 | 105 | 176002 | 282 | 180080 | 33  | 186219 | 402 |
| 27235  | 170 | 110218 | 267 | 131015 | 50  | 139147 | 62  | 150138 | 413 | 156334 | 164 | 168126 | 105 | 176003 | 282 | 180090 | 36  | 186223 | 402 |
| 28900  | 99  | 111102 | 268 | 131020 | 50  | 142010 | 274 | 150139 | 413 | 156418 | 164 | 168226 | 105 | 176004 | 282 | 180108 | 33  | 186229 | 402 |
| 28901  | 99  | 111118 | 268 | 131025 | 50  | 142110 | 274 | 150108 | 413 | 156434 | 164 | 168326 | 105 | 176026 | 196 | 180118 | 33  | 186233 | 402 |
| 28902  | 99  | 111202 | 268 | 131030 | 50  | 142126 | 274 | 151028 | 413 | 156518 | 164 | 169026 | 105 | 176047 | 196 | 180208 | 33  | 186239 | 402 |
| 28905  | 99  | 111218 | 268 | 131035 | 50  | 143024 | 294 | 151038 | 413 | 156534 | 164 | 169126 | 106 | 176126 | 196 | 180300 | 33  | 186253 | 402 |
| 28906  | 99  | 112108 | 300 | 131040 | 50  | 144010 | 25  | 151048 | 413 | 156618 | 164 | 169226 | 106 | 176147 | 196 | 181018 | 134 | 186293 | 402 |
| 28907  | 99  | 112118 | 300 | 131045 | 50  | 144020 | 25  | 151058 | 413 | 156634 | 164 | 169326 | 105 | 176226 | 196 | 181026 | 134 | 187017 | 64  |
| 28910  | 99  | 112200 | 300 | 131050 | 50  | 144030 | 25  | 151068 | 413 | 157218 | 162 | 170077 | 61  | 176247 | 196 | 181048 | 134 | 187027 | 64  |
| 28911  | 99  | 112208 | 300 | 131055 | 50  | 144040 | 25  | 151088 | 413 | 157234 | 162 | 170097 | 61  | 176326 | 196 | 181126 | 135 | 187037 | 64  |
| 28912  | 99  | 112218 | 300 | 131080 | 50  | 144050 | 25  | 151098 | 413 | 157318 | 162 | 170118 | 61  | 176347 | 196 | 181148 | 134 | 187047 | 64  |
| 28915  | 99  | 112318 | 412 | 131085 | 50  | 144055 | 25  | 152018 | 308 | 157334 | 162 | 170218 | 61  | 176426 | 196 | 181226 | 134 | 187087 | 64  |
| 28916  | 99  | 113010 | 155 | 131090 | 50  | 144060 | 25  | 152118 | 308 | 157418 | 162 | 170418 | 61  | 176447 | 196 | 181247 | 134 | 187117 | 64  |
| 28917  | 99  | 113020 | 155 | 131095 | 50  | 144080 | 25  | 153018 | 122 | 157434 | 162 | 170618 | 61  | 176526 | 197 | 181326 | 135 | 187127 | 64  |
| 28920  | 99  | 113110 | 124 | 132002 | 302 | 144090 | 25  | 153026 | 122 | 158218 | 164 | 170818 | 61  | 176547 | 197 | 181347 | 135 | 187137 | 64  |
| 28921  | 99  | 113210 | 124 | 132018 | 302 | 145010 | 60  | 153118 | 122 | 158234 | 164 | 171418 | 61  | 176626 | 197 | 182017 | 65  | 187147 | 64  |
| 28930  | 99  | 113310 | 90  | 132024 | 302 | 145021 | 60  | 153126 | 122 | 158318 | 164 | 171518 | 61  | 176647 | 197 | 182047 | 65  | 187187 | 64  |
| 28931  | 99  | 114210 | 125 | 132118 | 302 | 145047 | 60  | 153218 | 122 | 158334 | 164 | 171618 | 61  | 176726 | 197 | 182087 | 65  | 187217 | 64  |
| 28940  | 99  | 114410 | 125 | 132218 | 309 | 145110 | 60  | 153226 | 122 | 158418 | 164 | 171718 | 61  | 176747 | 197 | 182097 | 65  | 187227 | 64  |
| 28941  | 99  | 114610 | 126 | 132219 | 309 | 145121 | 60  | 153318 | 122 | 158434 | 164 | 171818 | 61  | 176826 | 197 | 182997 | 65  | 187317 | 64  |
| 102008 | 137 | 115002 | 173 | 133002 | 307 | 145147 | 60  | 153326 | 122 | 159002 | 172 | 171918 | 61  | 176847 | 197 | 183017 | 58  | 187327 | 64  |
| 102018 | 137 | 115003 | 173 | 133018 | 307 | 145900 | 60  | 153418 | 122 | 159003 | 172 | 172018 | 86  | 177010 | 52  | 183027 | 58  | 188117 | 58  |
| 102021 | 137 | 115102 | 173 | 133024 | 307 | 146018 | 121 | 153426 | 122 | 159102 | 172 | 172026 | 86  | 177017 | 52  | 183037 | 58  | 188127 | 58  |
| 102026 | 137 | 115103 | 173 | 134347 | 88  | 146026 | 121 | 153518 | 122 | 159103 | 172 | 172118 | 86  | 177020 | 52  | 183047 | 58  | 188137 | 58  |
| 102108 | 137 | 115202 | 173 | 135025 | 88  | 146118 | 121 | 153526 | 122 | 159202 | 172 | 172126 | 86  | 177027 | 52  | 183077 | 58  | 188147 | 58  |
| 102118 | 137 | 115203 | 173 | 135047 | 88  | 146126 | 121 | 154010 | 406 | 159203 | 172 | 172218 | 86  | 177030 | 52  | 183087 | 58  | 188167 | 58  |
| 102121 | 137 | 115300 | 173 | 135125 | 88  | 146218 | 121 | 154012 | 70  | 159302 | 172 | 172226 | 86  | 177037 | 52  | 183097 | 58  | 189016 | 68  |
| 102126 | 137 | 115303 | 173 | 135147 | 88  | 146226 | 121 | 154013 | 70  | 159303 | 172 | 172318 | 86  | 177040 | 52  | 183117 | 58  | 189017 | 68  |
| 103001 | 97  | 116008 | 89  | 135225 | 88  | 146318 | 121 | 154020 | 406 | 161118 | 137 | 172326 | 86  | 177047 | 52  | 183127 | 58  | 189026 | 68  |
| 103002 | 97  | 116009 | 89  | 135247 | 88  | 146326 | 121 | 154022 | 70  | 161318 | 137 | 172418 | 86  | 177060 | 52  | 183137 | 58  | 189027 | 68  |
| 103300 | 97  | 116048 | 89  | 135325 | 88  | 147018 | 142 | 154023 | 70  | 161418 | 137 | 172426 | 86  | 177067 | 52  | 183147 | 58  | 189    |     |

|        |     |        |     |        |     |        |     |        |     |        |     |        |     |        |     |        |     |        |     |
|--------|-----|--------|-----|--------|-----|--------|-----|--------|-----|--------|-----|--------|-----|--------|-----|--------|-----|--------|-----|
| 189057 | 68  | 194126 | 269 | 208413 | 108 | 230122 | 228 | 240612 | 153 | 250920 | 406 | 259551 | 73  | 265035 | 396 | 304121 | 60  | 311100 | 194 |
| 189096 | 68  | 194127 | 269 | 208601 | 108 | 230123 | 228 | 240614 | 153 | 250925 | 406 | 259620 | 73  | 265039 | 396 | 304147 | 60  | 311101 | 194 |
| 189097 | 68  | 195017 | 66  | 208602 | 108 | 230127 | 282 | 240616 | 153 | 250940 | 406 | 259621 | 73  | 265130 | 396 | 304210 | 60  | 311104 | 194 |
| 189116 | 68  | 195018 | 66  | 208603 | 108 | 230128 | 282 | 240618 | 153 | 250942 | 70  | 259650 | 73  | 265135 | 400 | 304221 | 60  | 311200 | 194 |
| 189117 | 68  | 195037 | 66  | 218211 | 108 | 232120 | 220 | 240700 | 119 | 250945 | 406 | 259651 | 73  | 265139 | 400 | 304247 | 60  | 311201 | 194 |
| 189126 | 68  | 195047 | 66  | 218212 | 108 | 232121 | 220 | 240701 | 119 | 250990 | 406 | 259900 | 404 | 265730 | 420 | 304310 | 60  | 311204 | 194 |
| 189127 | 68  | 195057 | 66  | 218213 | 108 | 232220 | 220 | 240702 | 119 | 250991 | 70  | 259901 | 404 | 265738 | 420 | 304321 | 60  | 311300 | 194 |
| 189156 | 68  | 195087 | 66  | 218511 | 108 | 232221 | 220 | 240710 | 119 | 250994 | 406 | 259902 | 404 | 265750 | 420 | 304347 | 60  | 311301 | 194 |
| 189157 | 68  | 196017 | 66  | 218512 | 108 | 232320 | 220 | 240711 | 119 | 250995 | 406 | 260015 | 93  | 265758 | 420 | 304410 | 60  | 311304 | 194 |
| 189196 | 68  | 196027 | 66  | 218513 | 108 | 232321 | 220 | 240712 | 119 | 250996 | 70  | 260019 | 93  | 267015 | 93  | 304421 | 60  | 312047 | 284 |
| 189197 | 68  | 196037 | 66  | 221470 | 296 | 232700 | 224 | 240726 | 119 | 251550 | 73  | 260020 | 93  | 267019 | 93  | 304447 | 60  | 312147 | 284 |
| 189216 | 68  | 196047 | 66  | 222470 | 296 | 232701 | 224 | 241500 | 152 | 251551 | 73  | 260023 | 394 | 267020 | 93  | 304610 | 60  | 312347 | 284 |
| 189217 | 68  | 196057 | 66  | 223470 | 296 | 232708 | 224 | 241501 | 152 | 251620 | 73  | 260030 | 396 | 267049 | 93  | 304621 | 60  | 312447 | 284 |
| 189226 | 68  | 196087 | 66  | 224470 | 296 | 232709 | 224 | 241526 | 152 | 251621 | 73  | 260035 | 396 | 267119 | 93  | 304647 | 60  | 312647 | 285 |
| 189227 | 68  | 196097 | 66  | 225270 | 299 | 232710 | 224 | 241540 | 153 | 251650 | 73  | 260039 | 396 | 267149 | 94  | 304810 | 60  | 312747 | 285 |
| 189256 | 68  | 196118 | 66  | 225370 | 299 | 232711 | 224 | 241541 | 153 | 251651 | 73  | 260045 | 396 | 267159 | 94  | 304821 | 60  | 312910 | 284 |
| 189257 | 68  | 197201 | 69  | 225470 | 295 | 232718 | 224 | 241600 | 153 | 255550 | 73  | 260049 | 93  | 269030 | 396 | 304847 | 60  | 312930 | 284 |
| 189296 | 68  | 197206 | 68  | 226470 | 295 | 232719 | 224 | 241602 | 153 | 255551 | 73  | 260119 | 93  | 269035 | 396 | 305047 | 83  | 313126 | 312 |
| 189297 | 68  | 197207 | 68  | 227270 | 299 | 232720 | 224 | 241604 | 153 | 255590 | 73  | 260123 | 395 | 269039 | 396 | 305089 | 83  | 313147 | 312 |
| 190013 | 393 | 197211 | 69  | 227370 | 299 | 232722 | 224 | 241606 | 153 | 255595 | 73  | 260130 | 396 | 269045 | 396 | 305147 | 83  | 313177 | 312 |
| 190019 | 393 | 197216 | 68  | 227470 | 295 | 232723 | 224 | 241608 | 153 | 255620 | 73  | 260135 | 400 | 269130 | 396 | 305189 | 83  | 313197 | 312 |
| 190023 | 393 | 197217 | 68  | 228470 | 295 | 232728 | 224 | 241640 | 154 | 255621 | 73  | 260139 | 400 | 269135 | 400 | 305247 | 83  | 313226 | 312 |
| 190029 | 393 | 197221 | 69  | 229000 | 280 | 232730 | 224 | 241642 | 154 | 255650 | 73  | 260149 | 94  | 269139 | 400 | 305289 | 83  | 313247 | 312 |
| 190053 | 393 | 197226 | 68  | 229408 | 280 | 232731 | 224 | 241644 | 154 | 255651 | 73  | 260153 | 395 | 270110 | 107 | 306026 | 82  | 313277 | 312 |
| 190059 | 393 | 197227 | 68  | 229458 | 280 | 232738 | 224 | 241646 | 154 | 255690 | 73  | 260159 | 94  | 270210 | 107 | 306047 | 82  | 313297 | 312 |
| 190093 | 393 | 197251 | 69  | 229500 | 280 | 232739 | 224 | 241648 | 154 | 255695 | 73  | 260160 | 94  | 270310 | 107 | 306147 | 82  | 313326 | 312 |
| 190099 | 393 | 197256 | 68  | 229600 | 281 | 232750 | 224 | 241730 | 120 | 255790 | 74  | 260161 | 94  | 270410 | 107 | 306226 | 82  | 313347 | 312 |
| 190113 | 393 | 197257 | 68  | 229650 | 281 | 232751 | 224 | 241731 | 120 | 255795 | 74  | 260165 | 94  | 300021 | 273 | 306247 | 82  | 313377 | 312 |
| 190119 | 393 | 197291 | 69  | 229710 | 276 | 232758 | 224 | 241732 | 120 | 256550 | 73  | 260166 | 94  | 300047 | 273 | 307026 | 200 | 313397 | 312 |
| 190123 | 393 | 197296 | 68  | 229713 | 276 | 232759 | 224 | 241740 | 120 | 256551 | 73  | 260168 | 94  | 300121 | 273 | 307047 | 200 | 313426 | 312 |
| 190129 | 393 | 197297 | 68  | 229716 | 276 | 232760 | 224 | 241741 | 120 | 256650 | 73  | 260169 | 94  | 300147 | 273 | 307126 | 200 | 313447 | 312 |
| 190153 | 393 | 198213 | 393 | 229718 | 276 | 232761 | 224 | 241742 | 120 | 256651 | 73  | 260170 | 95  | 300221 | 273 | 307147 | 200 | 313526 | 312 |
| 190159 | 393 | 198219 | 393 | 229720 | 276 | 232768 | 224 | 250430 | 70  | 257001 | 74  | 260171 | 95  | 300247 | 273 | 307247 | 200 | 313547 | 312 |
| 190193 | 393 | 198223 | 393 | 229721 | 276 | 232769 | 224 | 250435 | 70  | 257002 | 74  | 260175 | 95  | 300321 | 274 | 307326 | 200 | 313626 | 313 |
| 190199 | 393 | 198229 | 393 | 229722 | 276 | 232770 | 224 | 250480 | 70  | 257003 | 74  | 260176 | 95  | 300347 | 274 | 307347 | 200 | 313647 | 313 |
| 190213 | 393 | 198253 | 393 | 229723 | 276 | 232772 | 224 | 250481 | 70  | 257004 | 74  | 260178 | 95  | 300421 | 274 | 307447 | 200 | 313726 | 313 |
| 190219 | 393 | 198259 | 393 | 229730 | 277 | 232773 | 224 | 250485 | 70  | 257005 | 74  | 260179 | 95  | 300447 | 274 | 307526 | 200 | 313747 | 313 |
| 190223 | 393 | 198293 | 393 | 229732 | 277 | 232778 | 224 | 250486 | 70  | 257006 | 74  | 260223 | 395 | 300521 | 273 | 307547 | 200 | 313826 | 313 |
| 190229 | 393 | 198299 | 393 | 229733 | 277 | 232780 | 224 | 250490 | 70  | 257008 | 74  | 260323 | 395 | 300547 | 273 | 308026 | 286 | 313847 | 313 |
| 190253 | 393 | 199021 | 104 | 229734 | 277 | 232781 | 224 | 250495 | 70  | 257009 | 74  | 260423 | 395 | 301021 | 272 | 308047 | 286 | 313926 | 313 |
| 190259 | 393 | 199047 | 104 | 229736 | 276 | 232788 | 224 | 250600 | 71  | 257101 | 74  | 260700 | 420 | 301047 | 272 | 308097 | 286 | 313947 | 313 |
| 190293 | 393 | 199121 | 104 | 229737 | 276 | 232789 | 224 | 250601 | 71  | 257102 | 74  | 260706 | 420 | 301121 | 272 | 308126 | 286 | 314006 | 43  |
| 190299 | 393 | 199147 | 104 | 229738 | 276 | 232851 | 228 | 250630 | 71  | 257103 | 74  | 260710 | 420 | 301147 | 272 | 308147 | 286 | 314007 | 43  |
| 192016 | 269 | 199221 | 104 | 229739 | 276 | 232858 | 228 | 250631 | 71  | 257104 | 74  | 260716 | 420 | 301221 | 272 | 308247 | 286 | 314016 | 43  |
| 192017 | 269 | 199247 | 104 | 229740 | 288 | 232861 | 228 | 250650 | 71  | 257105 | 74  | 260730 | 420 | 301247 | 272 | 308326 | 286 | 314017 | 43  |
| 192026 | 269 | 200441 | 109 | 229741 | 288 | 232868 | 228 | 250651 | 71  | 257106 | 74  | 260738 | 420 | 302021 | 273 | 308347 | 286 | 314026 | 43  |
| 192027 | 269 | 200442 | 109 | 229801 | 278 | 232871 | 228 | 250690 | 71  | 257108 | 74  | 260750 | 420 | 302047 | 273 | 308447 | 286 | 314027 | 43  |
| 192116 | 269 | 200443 | 109 | 229821 | 280 | 232872 | 228 | 250691 | 71  | 257109 | 74  | 260758 | 420 | 302121 | 272 | 308526 | 286 | 314036 | 43  |
| 192117 | 269 | 200471 | 109 | 229822 | 280 | 232873 | 228 | 250695 | 71  | 257201 | 74  | 260801 | 413 | 302147 | 272 | 308547 | 286 | 314037 | 43  |
| 192126 | 269 | 200472 | 109 | 229823 | 280 | 232878 | 228 | 250696 | 71  | 257202 | 74  | 260900 | 404 | 302221 | 272 | 309026 | 138 | 314056 | 43  |
| 192127 | 269 | 200473 | 109 | 229831 | 280 | 232900 | 227 | 250700 | 59  | 257203 | 74  | 260901 | 404 | 302247 | 272 | 309047 | 138 | 314057 | 43  |
| 193016 | 269 | 202441 | 110 | 229832 | 280 | 232910 | 227 | 250718 | 59  | 257204 | 74  | 260902 | 404 | 303047 | 206 | 309126 | 138 | 314076 | 43  |
| 193017 | 269 | 202442 | 110 | 229833 | 280 | 232920 | 227 | 250719 | 59  | 257205 | 74  | 260990 | 420 | 303147 | 206 | 309147 | 138 | 314077 | 43  |
| 193026 | 269 | 202443 | 110 | 229851 | 278 | 232930 | 227 | 250720 | 59  | 257206 | 74  | 260991 | 417 | 303247 | 206 | 310002 | 170 | 314106 | 40  |
| 193027 | 269 | 202471 | 110 | 229871 | 280 | 232940 | 227 | 250721 | 59  | 257208 | 74  | 260992 | 417 | 303817 | 209 | 310003 | 170 | 314107 | 40  |
| 193116 | 269 | 202472 | 110 | 229872 | 280 | 232960 | 227 | 250728 | 59  | 257209 | 74  | 262103 | 418 | 303827 | 209 | 310102 | 170 | 314126 | 40  |
| 193117 | 269 | 202473 | 110 | 229873 | 280 | 232980 | 227 | 250729 | 59  | 257301 | 74  | 262153 | 418 | 303837 | 209 | 310103 | 170 | 314127 | 40  |
| 193126 | 269 | 206441 | 112 | 229880 | 278 | 232990 | 227 | 250758 | 59  | 257302 | 74  | 262203 | 418 | 303847 | 209 | 310202 | 172 | 314136 | 40  |
| 193127 | 269 | 206442 | 112 | 229900 | 289 | 233818 | 84  | 250759 | 59  | 257303 | 74  | 262253 | 418 | 303857 | 209 | 310203 | 172 | 314137 | 40  |
| 194016 | 269 | 206443 | 112 | 229902 | 289 | 233840 | 84  | 250768 | 59  | 257304 | 74  | 262303 | 418 | 303867 | 209 | 310302 | 172 | 314146 | 41  |
| 194017 | 269 | 206471 | 112 | 230000 | 283 | 233845 | 84  | 250769 | 59  | 257305 | 74  | 262353 | 419 | 303887 | 209 | 310303 | 172 | 314147 | 41  |
| 194026 | 269 | 206472 | 112 | 230111 | 228 | 233848 | 84  | 250790 | 59  | 257306 | 74  | 262500 | 401 | 303897 | 209 | 310399 | 54  | 314156 | 41  |
| 194027 | 269 | 206473 | 112 | 230112 | 228 | 240510 | 152 | 250796 | 276 | 257308 | 74  | 262570 | 96  | 303926 | 208 | 311000 | 194 | 314157 | 41  |
| 194116 | 269 | 208411 | 108 | 230114 | 228 | 240511 | 152 | 250900 | 406 | 257309 | 74  | 262580 | 96  | 303947 | 208 | 311001 | 194 | 314166 | 41  |
| 194117 | 269 | 208412 | 108 | 230121 | 228 | 240610 | 153 | 250905 | 40  |        |     |        |     |        |     |        |     |        |     |

|        |     |        |     |        |     |        |     |        |     |        |     |        |     |        |     |        |     |        |     |
|--------|-----|--------|-----|--------|-----|--------|-----|--------|-----|--------|-----|--------|-----|--------|-----|--------|-----|--------|-----|
| 314176 | 41  | 321027 | 230 | 326026 | 244 | 332110 | 138 | 350122 | 81  | 365110 | 426 | 366359 | 438 | 368552 | 436 | 370500 | 85  | 376255 | 172 |
| 314177 | 41  | 321111 | 230 | 326027 | 244 | 332116 | 138 | 350124 | 81  | 365115 | 426 | 366408 | 434 | 368580 | 436 | 370550 | 85  | 376270 | 172 |
| 314186 | 42  | 321116 | 230 | 326111 | 244 | 332117 | 138 | 350130 | 81  | 365120 | 428 | 366409 | 434 | 368582 | 436 | 370647 | 87  | 376271 | 172 |
| 314187 | 42  | 321117 | 230 | 326116 | 244 | 332120 | 138 | 350131 | 81  | 365125 | 428 | 366420 | 430 | 368590 | 436 | 370648 | 201 | 376272 | 172 |
| 314206 | 42  | 321121 | 230 | 326117 | 244 | 332126 | 138 | 350134 | 76  | 365130 | 428 | 366430 | 430 | 368592 | 436 | 370710 | 215 | 376275 | 172 |
| 314207 | 42  | 321126 | 230 | 326121 | 244 | 332127 | 138 | 350140 | 76  | 365135 | 428 | 366440 | 438 | 368610 | 436 | 370720 | 215 | 395200 | 126 |
| 314216 | 42  | 321127 | 230 | 326126 | 244 | 333017 | 284 | 350240 | 54  | 365200 | 426 | 366448 | 438 | 368612 | 436 | 370760 | 216 | 395230 | 125 |
| 314217 | 42  | 322011 | 232 | 326127 | 244 | 333027 | 284 | 350250 | 54  | 365205 | 426 | 366449 | 438 | 368620 | 436 | 370761 | 216 | 395400 | 126 |
| 315210 | 306 | 322016 | 232 | 327011 | 246 | 333117 | 284 | 350260 | 54  | 365210 | 426 | 366450 | 438 | 368622 | 436 | 370780 | 159 | 395430 | 125 |
| 315220 | 306 | 322017 | 232 | 327016 | 246 | 333127 | 284 | 350270 | 54  | 365215 | 426 | 366540 | 438 | 368640 | 436 | 370781 | 159 | 395600 | 126 |
| 315230 | 306 | 322021 | 232 | 327017 | 246 | 334017 | 285 | 350271 | 54  | 365220 | 428 | 366550 | 438 | 368642 | 436 | 370782 | 159 | 395630 | 125 |
| 316026 | 139 | 322026 | 232 | 327021 | 246 | 334027 | 285 | 350280 | 54  | 365225 | 428 | 366640 | 438 | 368650 | 436 | 370790 | 159 | 428170 | 311 |
| 316047 | 139 | 322027 | 232 | 327026 | 246 | 334117 | 285 | 350296 | 54  | 365230 | 428 | 366650 | 438 | 368652 | 436 | 370791 | 159 | 428172 | 310 |
| 316226 | 139 | 322111 | 232 | 327027 | 246 | 334127 | 285 | 350297 | 54  | 365235 | 428 | 368010 | 434 | 368680 | 436 | 370792 | 159 | 428173 | 310 |
| 316247 | 139 | 322116 | 232 | 327111 | 246 | 335017 | 285 | 350610 | 57  | 365320 | 430 | 368012 | 434 | 368682 | 436 | 370847 | 216 | 428175 | 311 |
| 317026 | 184 | 322117 | 232 | 327116 | 246 | 335027 | 285 | 350611 | 57  | 365330 | 430 | 368020 | 434 | 368690 | 436 | 370860 | 216 | 428177 | 310 |
| 317047 | 184 | 322121 | 232 | 327117 | 246 | 335117 | 285 | 350630 | 57  | 365340 | 438 | 368022 | 434 | 368692 | 436 | 370861 | 216 | 428178 | 310 |
| 317126 | 184 | 322126 | 232 | 327121 | 246 | 335127 | 285 | 350640 | 57  | 365350 | 438 | 368040 | 434 | 368710 | 436 | 371170 | 156 | 428180 | 311 |
| 317147 | 184 | 322127 | 232 | 327126 | 246 | 336016 | 139 | 350660 | 57  | 365420 | 430 | 368042 | 434 | 368712 | 436 | 371206 | 158 | 428182 | 310 |
| 317226 | 184 | 323011 | 234 | 327127 | 246 | 336017 | 139 | 350670 | 54  | 365430 | 430 | 368080 | 434 | 368720 | 436 | 371309 | 158 | 428183 | 310 |
| 317247 | 184 | 323016 | 234 | 327170 | 292 | 336026 | 139 | 350671 | 56  | 365440 | 438 | 368082 | 434 | 368722 | 436 | 371412 | 158 | 428185 | 311 |
| 317326 | 184 | 323017 | 234 | 327670 | 292 | 336027 | 139 | 350680 | 57  | 365450 | 438 | 368110 | 434 | 368740 | 436 | 371780 | 159 | 428187 | 310 |
| 317347 | 184 | 323021 | 234 | 328011 | 248 | 336116 | 139 | 350810 | 56  | 365540 | 438 | 368112 | 434 | 368742 | 436 | 371781 | 159 | 428188 | 310 |
| 318010 | 137 | 323026 | 234 | 328016 | 248 | 336117 | 139 | 350811 | 56  | 365550 | 438 | 368120 | 434 | 368750 | 436 | 371782 | 159 | 428272 | 311 |
| 318016 | 137 | 323027 | 234 | 328017 | 248 | 336126 | 139 | 350830 | 56  | 365640 | 438 | 368122 | 434 | 368752 | 436 | 371790 | 159 | 428273 | 310 |
| 318017 | 137 | 323111 | 234 | 328021 | 248 | 336127 | 139 | 350840 | 56  | 365650 | 438 | 368140 | 434 | 368780 | 436 | 371791 | 159 | 428277 | 311 |
| 318020 | 137 | 323116 | 234 | 328026 | 248 | 337016 | 139 | 350860 | 56  | 366100 | 426 | 368142 | 434 | 368782 | 436 | 371792 | 159 | 428278 | 311 |
| 318026 | 137 | 323117 | 234 | 328027 | 248 | 337017 | 139 | 350880 | 56  | 366105 | 426 | 368180 | 434 | 368790 | 436 | 372172 | 153 | 428282 | 310 |
| 318027 | 137 | 323121 | 234 | 328111 | 248 | 337026 | 139 | 350910 | 56  | 366108 | 426 | 368182 | 434 | 368792 | 436 | 372174 | 153 | 428283 | 310 |
| 318110 | 137 | 323126 | 234 | 328116 | 248 | 337027 | 139 | 350911 | 56  | 366109 | 426 | 368210 | 434 | 369010 | 432 | 372176 | 153 | 428287 | 311 |
| 318116 | 137 | 323127 | 234 | 328117 | 248 | 337116 | 139 | 350930 | 56  | 366110 | 426 | 368212 | 434 | 369012 | 432 | 372178 | 153 | 428288 | 310 |
| 318117 | 137 | 323170 | 290 | 328121 | 248 | 337117 | 139 | 350940 | 56  | 366115 | 426 | 368220 | 434 | 369040 | 432 | 372179 | 153 | 444001 | 149 |
| 318120 | 137 | 323179 | 290 | 328126 | 248 | 337126 | 139 | 350960 | 56  | 366118 | 426 | 368222 | 434 | 369042 | 432 | 372250 | 169 | 444002 | 149 |
| 318126 | 137 | 323270 | 290 | 328127 | 248 | 337127 | 139 | 350980 | 56  | 366119 | 426 | 368240 | 434 | 369080 | 432 | 372252 | 169 | 444019 | 149 |
| 318127 | 137 | 323279 | 290 | 329016 | 261 | 338247 | 283 | 351610 | 57  | 366120 | 428 | 368242 | 434 | 369082 | 432 | 372270 | 169 | 444020 | 149 |
| 319010 | 267 | 324016 | 255 | 329017 | 261 | 338347 | 283 | 351611 | 57  | 366125 | 428 | 368280 | 434 | 369110 | 432 | 372272 | 169 | 444021 | 149 |
| 319016 | 267 | 324017 | 255 | 329026 | 261 | 338447 | 283 | 351630 | 57  | 366128 | 428 | 368282 | 434 | 369112 | 432 | 372299 | 169 | 444026 | 149 |
| 319017 | 267 | 324026 | 255 | 329027 | 261 | 338547 | 283 | 351640 | 57  | 366130 | 428 | 368310 | 434 | 369140 | 432 | 374200 | 176 | 444090 | 149 |
| 319020 | 267 | 324027 | 255 | 329116 | 261 | 338647 | 283 | 351660 | 57  | 366135 | 428 | 368312 | 434 | 369142 | 432 | 374205 | 176 | 444101 | 149 |
| 319026 | 267 | 324116 | 255 | 329117 | 261 | 338747 | 283 | 351680 | 57  | 366138 | 428 | 368320 | 434 | 369180 | 432 | 374206 | 157 | 444102 | 149 |
| 319027 | 267 | 324117 | 255 | 329126 | 261 | 339011 | 310 | 351810 | 56  | 366200 | 426 | 368322 | 434 | 369182 | 432 | 374300 | 176 | 444120 | 149 |
| 319110 | 267 | 324126 | 255 | 329127 | 261 | 339017 | 310 | 351811 | 56  | 366205 | 426 | 368340 | 434 | 370100 | 156 | 374305 | 176 | 444121 | 149 |
| 319116 | 267 | 324127 | 255 | 330016 | 262 | 339021 | 310 | 351830 | 56  | 366208 | 426 | 368342 | 434 | 370200 | 170 | 374309 | 157 | 444221 | 149 |
| 319117 | 267 | 325016 | 256 | 330017 | 262 | 339027 | 310 | 351840 | 56  | 366209 | 426 | 368380 | 434 | 370201 | 170 | 374312 | 157 | 444926 | 214 |
| 319120 | 267 | 325017 | 256 | 330026 | 262 | 339111 | 310 | 351860 | 56  | 366210 | 426 | 368382 | 434 | 370205 | 170 | 374409 | 157 | 470200 | 114 |
| 319126 | 267 | 325025 | 136 | 330027 | 262 | 339117 | 310 | 351880 | 56  | 366215 | 426 | 368410 | 436 | 370206 | 157 | 374412 | 157 | 470207 | 114 |
| 319127 | 267 | 325026 | 256 | 330116 | 262 | 339121 | 310 | 351910 | 56  | 366220 | 428 | 368412 | 436 | 370220 | 170 | 375100 | 201 | 470210 | 114 |
| 320010 | 267 | 325027 | 256 | 330117 | 262 | 339127 | 310 | 351911 | 56  | 366225 | 428 | 368420 | 436 | 370221 | 170 | 375101 | 201 | 470217 | 114 |
| 320016 | 267 | 325047 | 136 | 330126 | 262 | 340011 | 310 | 351930 | 56  | 366228 | 428 | 368422 | 436 | 370222 | 170 | 375102 | 201 | 470230 | 114 |
| 320017 | 267 | 325116 | 256 | 330127 | 262 | 340017 | 310 | 351940 | 56  | 366230 | 428 | 368440 | 436 | 370223 | 170 | 375103 | 201 | 470237 | 114 |
| 320020 | 267 | 325117 | 256 | 331010 | 142 | 340021 | 310 | 351960 | 56  | 366235 | 428 | 368442 | 436 | 370225 | 170 | 375206 | 158 | 495001 | 90  |
| 320026 | 267 | 325125 | 136 | 331017 | 142 | 340027 | 310 | 351980 | 56  | 366308 | 432 | 368450 | 436 | 370250 | 172 | 375309 | 158 | 495002 | 90  |
| 320027 | 267 | 325126 | 256 | 331020 | 142 | 340111 | 310 | 360306 | 414 | 366309 | 432 | 368452 | 436 | 370251 | 172 | 375412 | 158 | 495011 | 126 |
| 320110 | 267 | 325127 | 256 | 331027 | 142 | 340117 | 310 | 360400 | 414 | 366318 | 432 | 368480 | 436 | 370252 | 172 | 376200 | 170 | 495012 | 126 |
| 320116 | 267 | 325147 | 136 | 331110 | 142 | 340121 | 310 | 360406 | 414 | 366319 | 432 | 368482 | 436 | 370255 | 172 | 376201 | 170 | 495013 | 126 |
| 320117 | 267 | 325170 | 290 | 331117 | 142 | 340127 | 310 | 360410 | 414 | 366320 | 430 | 368490 | 436 | 370270 | 172 | 376205 | 170 | 495014 | 126 |
| 320120 | 267 | 325270 | 290 | 331120 | 142 | 350018 | 77  | 360416 | 414 | 366328 | 430 | 368492 | 436 | 370271 | 172 | 376220 | 170 | 495015 | 126 |
| 320126 | 267 | 325279 | 290 | 331127 | 142 | 350021 | 77  | 360506 | 417 | 366330 | 430 | 368510 | 436 | 370272 | 172 | 376221 | 170 | 511526 | 297 |
| 320127 | 267 | 325470 | 290 | 332010 | 138 | 350026 | 77  | 360550 | 417 | 366338 | 430 | 368512 | 436 | 370275 | 172 | 376222 | 170 | 511821 | 297 |
| 321011 | 230 | 325479 | 290 | 332016 | 138 | 350100 | 77  | 360560 | 415 | 366340 | 438 | 368520 | 436 | 370309 | 157 | 376223 | 170 | 521526 | 298 |
| 321016 | 230 | 326011 | 244 | 332017 | 138 | 350110 | 77  | 360565 | 415 | 366348 | 438 | 368522 | 436 | 370312 | 157 | 376225 | 170 | 521821 | 298 |
| 321017 | 230 | 326016 | 244 | 332020 | 138 | 350118 | 80  | 360570 | 417 | 366349 | 438 | 368540 | 436 | 370347 | 216 | 376250 | 172 | 521770 | 115 |
| 321021 | 230 | 326017 | 244 | 332026 | 138 | 350120 | 81  | 365100 | 426 | 366350 | 438 | 368542 | 436 | 370409 | 157 | 376251 | 172 | 551171 | 107 |
| 321026 | 230 | 326021 | 244 | 332027 | 138 | 350121 | 81  | 365105 | 426 | 366358 | 438 | 368550 | 436 |        |     |        |     |        |     |

|        |     |        |     |        |     |        |     |        |     |        |     |        |     |        |     |        |     |        |     |
|--------|-----|--------|-----|--------|-----|--------|-----|--------|-----|--------|-----|--------|-----|--------|-----|--------|-----|--------|-----|
| 551173 | 107 | 573173 | 110 | 700240 | 256 | 700999 | 236 | 720299 | 262 | 740190 | 244 | 759230 | 287 | 796218 | 246 | 809247 | 195 | 811470 | 328 |
| 552141 | 109 | 574141 | 111 | 700241 | 256 | 701000 | 231 | 720300 | 248 | 740191 | 244 | 759240 | 287 | 796226 | 246 | 810008 | 332 | 811476 | 328 |
| 552142 | 109 | 574142 | 111 | 700260 | 256 | 701001 | 231 | 720301 | 248 | 740192 | 245 | 760491 | 250 | 796318 | 248 | 810012 | 332 | 811600 | 326 |
| 552143 | 109 | 574143 | 111 | 700261 | 256 | 701002 | 236 | 720310 | 248 | 740200 | 233 | 760492 | 250 | 796326 | 248 | 810047 | 332 | 811606 | 326 |
| 552171 | 109 | 574171 | 111 | 700290 | 233 | 701105 | 254 | 720311 | 248 | 740202 | 247 | 760900 | 242 | 800012 | 358 | 810108 | 333 | 811640 | 328 |
| 552172 | 109 | 574172 | 111 | 700291 | 233 | 701205 | 254 | 720330 | 264 | 740210 | 233 | 760910 | 242 | 800026 | 358 | 810112 | 333 | 811646 | 328 |
| 552173 | 109 | 574173 | 111 | 700292 | 233 | 701305 | 254 | 720331 | 264 | 740247 | 247 | 780205 | 240 | 800047 | 358 | 810147 | 324 | 811650 | 338 |
| 553141 | 110 | 574200 | 117 | 700297 | 233 | 702010 | 244 | 720340 | 264 | 740290 | 246 | 780218 | 240 | 800112 | 358 | 810200 | 326 | 811656 | 338 |
| 553142 | 110 | 574201 | 118 | 700298 | 230 | 702020 | 246 | 720341 | 264 | 740291 | 246 | 780305 | 240 | 800126 | 358 | 810206 | 326 | 811660 | 326 |
| 553143 | 110 | 574202 | 118 | 700299 | 230 | 702030 | 206 | 720360 | 264 | 740292 | 247 | 780318 | 240 | 800147 | 358 | 810208 | 332 | 811666 | 326 |
| 553171 | 110 | 574300 | 117 | 700300 | 234 | 702040 | 250 | 720361 | 264 | 740300 | 234 | 780405 | 240 | 800200 | 360 | 810212 | 332 | 811670 | 328 |
| 553172 | 110 | 574301 | 118 | 700305 | 230 | 702041 | 242 | 720390 | 248 | 740302 | 247 | 780418 | 240 | 800206 | 360 | 810240 | 328 | 811676 | 328 |
| 553173 | 110 | 574302 | 118 | 700309 | 206 | 702042 | 242 | 720391 | 248 | 740310 | 234 | 781205 | 240 | 800400 | 360 | 810246 | 328 | 811800 | 326 |
| 554141 | 111 | 574400 | 117 | 700310 | 234 | 702043 | 253 | 720392 | 249 | 740347 | 247 | 781218 | 240 | 800406 | 360 | 810247 | 332 | 811806 | 326 |
| 554142 | 111 | 574401 | 118 | 700330 | 258 | 702044 | 253 | 720399 | 264 | 740390 | 248 | 781305 | 240 | 800600 | 360 | 810250 | 338 | 811850 | 338 |
| 554143 | 111 | 574402 | 118 | 700331 | 258 | 702045 | 253 | 720400 | 251 | 740391 | 248 | 781318 | 240 | 800606 | 360 | 810256 | 338 | 811856 | 338 |
| 554171 | 111 | 574410 | 117 | 700338 | 254 | 702046 | 253 | 720401 | 251 | 740392 | 249 | 782208 | 252 | 800800 | 360 | 810260 | 326 | 811860 | 326 |
| 554172 | 111 | 574412 | 118 | 700339 | 254 | 702050 | 251 | 720410 | 251 | 740400 | 238 | 782218 | 252 | 800806 | 360 | 810266 | 326 | 811866 | 326 |
| 554173 | 111 | 575141 | 112 | 700340 | 258 | 702110 | 244 | 720411 | 251 | 740410 | 238 | 782308 | 252 | 801200 | 360 | 810270 | 328 | 812200 | 335 |
| 555141 | 112 | 575142 | 112 | 700341 | 258 | 702120 | 252 | 720430 | 265 | 740490 | 251 | 782318 | 252 | 801206 | 360 | 810276 | 328 | 812206 | 335 |
| 555142 | 112 | 575143 | 112 | 700360 | 258 | 702130 | 252 | 720431 | 265 | 740491 | 251 | 782408 | 252 | 801400 | 360 | 810308 | 332 | 812400 | 335 |
| 555143 | 112 | 575171 | 112 | 700361 | 258 | 702140 | 250 | 720440 | 265 | 740492 | 251 | 782418 | 252 | 801406 | 360 | 810312 | 332 | 812406 | 335 |
| 555171 | 112 | 575172 | 112 | 700390 | 234 | 702150 | 252 | 720441 | 265 | 740900 | 253 | 783218 | 252 | 801600 | 360 | 810347 | 332 | 812600 | 335 |
| 555172 | 112 | 575173 | 112 | 700391 | 234 | 702210 | 261 | 720460 | 265 | 740901 | 253 | 783308 | 252 | 801606 | 360 | 810400 | 326 | 812606 | 335 |
| 555173 | 112 | 579140 | 113 | 700392 | 235 | 702220 | 262 | 720461 | 265 | 740910 | 253 | 783318 | 252 | 801800 | 360 | 810406 | 326 | 812800 | 335 |
| 559140 | 113 | 579170 | 113 | 700397 | 240 | 702230 | 262 | 720490 | 251 | 740911 | 253 | 783408 | 253 | 801806 | 360 | 810440 | 328 | 812806 | 335 |
| 559170 | 113 | 580140 | 113 | 700398 | 230 | 702240 | 264 | 720491 | 251 | 740930 | 266 | 783418 | 253 | 802200 | 361 | 810446 | 328 | 813200 | 335 |
| 560140 | 113 | 580170 | 113 | 700399 | 230 | 702250 | 83  | 720492 | 251 | 740931 | 266 | 790118 | 261 | 802206 | 361 | 810450 | 338 | 813206 | 335 |
| 560170 | 113 | 581140 | 114 | 700400 | 238 | 702342 | 239 | 720499 | 83  | 740998 | 266 | 790126 | 261 | 802400 | 361 | 810456 | 338 | 813400 | 335 |
| 561140 | 113 | 581170 | 114 | 700409 | 252 | 702343 | 247 | 720900 | 250 | 740999 | 266 | 790218 | 262 | 802406 | 361 | 810460 | 326 | 813406 | 335 |
| 561170 | 113 | 582170 | 115 | 700410 | 238 | 702344 | 247 | 720901 | 250 | 741930 | 265 | 790226 | 262 | 802600 | 361 | 810466 | 326 | 814130 | 330 |
| 562170 | 115 | 610529 | 297 | 700430 | 259 | 704110 | 231 | 720930 | 264 | 741931 | 265 | 790318 | 264 | 802606 | 361 | 810470 | 328 | 814230 | 330 |
| 570100 | 117 | 610539 | 410 | 700431 | 259 | 711120 | 255 | 720931 | 264 | 741998 | 265 | 790326 | 264 | 802800 | 361 | 810476 | 328 | 815200 | 330 |
| 570102 | 118 | 610629 | 298 | 700438 | 259 | 711130 | 255 | 720940 | 264 | 741999 | 265 | 790518 | 264 | 802806 | 361 | 810600 | 326 | 815201 | 330 |
| 570103 | 116 | 610639 | 410 | 700439 | 259 | 711131 | 255 | 720941 | 264 | 750130 | 287 | 790526 | 264 | 803121 | 362 | 810606 | 326 | 815210 | 330 |
| 570104 | 116 | 615529 | 297 | 700440 | 259 | 711220 | 256 | 720960 | 265 | 750131 | 287 | 791118 | 261 | 803126 | 362 | 810640 | 328 | 815211 | 330 |
| 570113 | 116 | 615539 | 410 | 700441 | 259 | 711230 | 256 | 720961 | 265 | 750135 | 287 | 791126 | 261 | 803147 | 362 | 810646 | 328 | 816012 | 181 |
| 570114 | 116 | 615629 | 298 | 700460 | 259 | 711231 | 256 | 720999 | 264 | 750138 | 287 | 791218 | 262 | 803226 | 362 | 810650 | 338 | 816015 | 182 |
| 570200 | 117 | 615639 | 410 | 700461 | 259 | 720100 | 244 | 721130 | 261 | 750141 | 287 | 791226 | 262 | 803247 | 362 | 810656 | 338 | 816047 | 181 |
| 570201 | 118 | 700100 | 231 | 700490 | 238 | 720101 | 244 | 721131 | 261 | 750190 | 231 | 791318 | 264 | 804126 | 362 | 810660 | 326 | 816050 | 182 |
| 570202 | 118 | 700105 | 230 | 700491 | 238 | 720110 | 244 | 721230 | 262 | 750191 | 231 | 791326 | 264 | 804147 | 362 | 810666 | 326 | 816112 | 181 |
| 570300 | 117 | 700109 | 267 | 700492 | 238 | 720111 | 244 | 721231 | 262 | 750192 | 231 | 791518 | 264 | 804226 | 362 | 810670 | 328 | 816115 | 182 |
| 570301 | 118 | 700110 | 231 | 700497 | 238 | 720130 | 261 | 730026 | 239 | 750230 | 287 | 791526 | 264 | 806130 | 362 | 810676 | 328 | 816147 | 181 |
| 570302 | 118 | 700130 | 255 | 700498 | 238 | 720131 | 261 | 730047 | 239 | 750231 | 287 | 792118 | 244 | 806230 | 362 | 810800 | 326 | 816150 | 182 |
| 570400 | 117 | 700131 | 255 | 700499 | 238 | 720140 | 261 | 730126 | 239 | 750238 | 287 | 792126 | 244 | 807121 | 362 | 810806 | 326 | 816212 | 181 |
| 570401 | 118 | 700138 | 58  | 700900 | 236 | 720141 | 261 | 730147 | 239 | 750239 | 287 | 792218 | 246 | 807126 | 362 | 810850 | 338 | 816215 | 182 |
| 570402 | 118 | 700139 | 58  | 700909 | 250 | 720160 | 261 | 730392 | 250 | 750240 | 287 | 792226 | 246 | 807147 | 362 | 810856 | 338 | 816247 | 181 |
| 570403 | 116 | 700140 | 255 | 700910 | 236 | 720161 | 261 | 730410 | 250 | 750241 | 287 | 792318 | 248 | 807221 | 362 | 810860 | 326 | 816250 | 182 |
| 570404 | 116 | 700141 | 255 | 700911 | 236 | 720190 | 244 | 730411 | 250 | 750290 | 233 | 792326 | 248 | 807226 | 362 | 810866 | 326 | 816315 | 182 |
| 570413 | 116 | 700160 | 255 | 700912 | 236 | 720191 | 244 | 730490 | 250 | 750291 | 233 | 792418 | 251 | 807247 | 362 | 811200 | 326 | 816347 | 181 |
| 570414 | 116 | 700161 | 255 | 700930 | 258 | 720192 | 245 | 730491 | 250 | 750292 | 233 | 792426 | 251 | 807321 | 362 | 811206 | 326 | 816350 | 182 |
| 571171 | 108 | 700190 | 231 | 700931 | 258 | 720199 | 261 | 730591 | 250 | 750390 | 234 | 792518 | 250 | 807326 | 362 | 811240 | 328 | 816392 | 181 |
| 571172 | 108 | 700191 | 231 | 700938 | 258 | 720200 | 246 | 730900 | 242 | 750391 | 234 | 792526 | 250 | 807347 | 362 | 811246 | 328 | 816412 | 183 |
| 571173 | 108 | 700192 | 231 | 700939 | 258 | 720201 | 246 | 730910 | 242 | 750392 | 235 | 793118 | 269 | 807421 | 362 | 811260 | 326 | 816447 | 183 |
| 572141 | 109 | 700197 | 231 | 700940 | 258 | 720210 | 246 | 730930 | 260 | 750490 | 238 | 793126 | 269 | 807426 | 362 | 811266 | 326 | 816512 | 183 |
| 572142 | 109 | 700198 | 230 | 700941 | 258 | 720211 | 246 | 730931 | 260 | 750491 | 238 | 794118 | 62  | 807447 | 362 | 811270 | 328 | 816547 | 183 |
| 572143 | 109 | 700199 | 230 | 700960 | 259 | 720230 | 262 | 730938 | 260 | 750492 | 238 | 794211 | 309 | 808126 | 362 | 811276 | 328 | 816612 | 183 |
| 572171 | 109 | 700200 | 233 | 700961 | 259 | 720231 | 262 | 730939 | 260 | 750900 | 236 | 794218 | 309 | 808147 | 362 | 811400 | 326 | 816647 | 183 |
| 572172 | 109 | 700205 | 230 | 700990 | 236 | 720240 | 262 | 730998 | 242 | 750910 | 236 | 794318 | 62  | 808226 | 362 | 811406 | 326 | 816712 | 183 |
| 572173 | 109 | 700209 | 252 | 700992 | 297 | 720241 | 262 | 730999 | 242 | 750911 | 236 | 795118 | 62  | 808247 | 362 | 811440 | 328 | 816747 | 183 |
| 573141 | 110 | 700210 | 233 | 700993 | 295 | 720260 | 262 | 731930 | 259 | 750912 | 236 | 795211 | 309 | 809012 | 195 | 811446 | 328 | 817012 | 178 |
| 573142 | 110 | 700230 | 256 | 700995 | 90  | 720261 | 262 | 731931 | 259 | 750990 | 236 | 795218 | 309 | 809047 | 195 | 811450 | 338 | 817015 | 180 |
| 573143 | 110 | 700231 | 256 | 700996 | 90  | 720290 | 246 | 731938 | 259 | 759130 | 287 | 795318 | 62  | 809112 | 195 | 811456 | 338 | 817047 | 178 |
| 573171 | 110 | 700238 | 254 |        |     |        |     |        |     |        |     |        |     |        |     |        |     |        |     |


|        |     |        |     |        |     |        |     |        |     |        |     |        |     |        |     |          |     |          |     |
|--------|-----|--------|-----|--------|-----|--------|-----|--------|-----|--------|-----|--------|-----|--------|-----|----------|-----|----------|-----|
| 817115 | 180 | 841250 | 315 | 852521 | 19  | 862326 | 357 | 869117 | 188 | 886517 | 191 | 893530 | 364 | 903147 | 388 | 910150   | 372 | 81021110 | 46  |
| 817147 | 178 | 841347 | 314 | 852608 | 19  | 862347 | 349 | 869200 | 344 | 886617 | 193 | 893630 | 364 | 903160 | 387 | 910157   | 372 | 81021410 | 46  |
| 817150 | 180 | 841350 | 315 | 852618 | 19  | 862360 | 346 | 869300 | 344 | 886817 | 193 | 894208 | 333 | 903167 | 387 | 910230   | 372 | 81021510 | 46  |
| 817212 | 178 | 844017 | 51  | 852621 | 19  | 862367 | 346 | 869306 | 188 | 886917 | 193 | 894247 | 333 | 903226 | 388 | 910237   | 372 | 81030108 | 47  |
| 817215 | 180 | 844027 | 51  | 852718 | 19  | 862370 | 346 | 869317 | 188 | 886926 | 193 | 894308 | 333 | 903247 | 388 | 910247   | 370 | 81030408 | 47  |
| 817247 | 178 | 844037 | 51  | 852721 | 19  | 862377 | 346 | 869400 | 344 | 887106 | 190 | 894347 | 333 | 903360 | 387 | 910250   | 372 | 81030508 | 47  |
| 817250 | 180 | 844047 | 51  | 858000 | 15  | 862426 | 357 | 869506 | 188 | 887117 | 190 | 894408 | 333 | 903367 | 387 | 910257   | 372 | 81040110 | 47  |
| 817315 | 180 | 844057 | 51  | 858100 | 15  | 862447 | 349 | 869517 | 188 | 887217 | 192 | 894412 | 333 | 903560 | 387 | 910350   | 372 | 81040410 | 47  |
| 817347 | 178 | 844067 | 51  | 858200 | 15  | 862526 | 357 | 869706 | 188 | 887306 | 190 | 894447 | 333 | 903567 | 387 | 910357   | 372 | 81040510 | 47  |
| 817350 | 180 | 844087 | 51  | 858300 | 15  | 862530 | 349 | 869717 | 188 | 887317 | 190 | 894508 | 333 | 903760 | 387 | 910430   | 372 | 81060108 | 47  |
| 817392 | 178 | 844090 | 51  | 858400 | 15  | 862547 | 349 | 870047 | 344 | 887417 | 192 | 894512 | 333 | 903767 | 387 | 910437   | 372 | 81060408 | 47  |
| 818012 | 179 | 844095 | 51  | 858500 | 15  | 862560 | 346 | 870100 | 344 | 887506 | 190 | 894547 | 333 | 904000 | 144 | 910630   | 372 | 81060508 | 47  |
| 818047 | 179 | 844097 | 51  | 858600 | 15  | 862567 | 346 | 870247 | 344 | 887517 | 190 | 894900 | 324 | 904001 | 144 | 910637   | 372 | 81070110 | 47  |
| 818112 | 179 | 844117 | 51  | 858700 | 15  | 862570 | 346 | 875517 | 316 | 887617 | 192 | 897117 | 318 | 904002 | 144 | 911047   | 370 | 81070410 | 47  |
| 818147 | 179 | 844157 | 51  | 858800 | 15  | 862577 | 346 | 877117 | 316 | 887817 | 192 | 897217 | 319 | 904003 | 144 | 915000   | 169 | 81070510 | 47  |
| 818212 | 179 | 844190 | 51  | 858900 | 15  | 862626 | 357 | 877317 | 316 | 887917 | 192 | 897317 | 318 | 904004 | 144 | 915010   | 169 | PAB001   | 150 |
| 818247 | 179 | 844195 | 51  | 859018 | 15  | 862630 | 349 | 877517 | 316 | 887926 | 192 | 897417 | 319 | 904126 | 388 | 919047   | 370 | PAB002   | 150 |
| 818312 | 179 | 844217 | 51  | 859021 | 15  | 862647 | 349 | 877717 | 316 | 890100 | 358 | 897517 | 318 | 904147 | 388 | 921000   | 444 | PAB021   | 150 |
| 818347 | 179 | 844227 | 51  | 860012 | 350 | 862726 | 357 | 879117 | 317 | 890200 | 358 | 897617 | 319 | 904226 | 388 | 921010   | 444 | PAC001   | 150 |
| 819010 | 330 | 844297 | 51  | 860026 | 350 | 862747 | 349 | 879317 | 317 | 890300 | 358 | 897817 | 319 | 904247 | 388 | 930900   | 63  | PAC002   | 150 |
| 819040 | 330 | 844337 | 51  | 860047 | 350 | 862760 | 346 | 879517 | 317 | 890400 | 358 | 897917 | 319 | 905126 | 388 | 931000   | 50  | PAC021   | 150 |
| 819050 | 330 | 844417 | 51  | 860106 | 344 | 862767 | 346 | 879717 | 317 | 890526 | 358 | 900026 | 384 | 905147 | 388 | 932110   | 221 | PAF001   | 150 |
| 819060 | 330 | 844447 | 51  | 860107 | 344 | 862770 | 346 | 880106 | 374 | 890547 | 358 | 900047 | 384 | 905226 | 388 | 932111   | 221 | PAF002   | 150 |
| 819080 | 330 | 844467 | 51  | 860112 | 350 | 862777 | 346 | 880113 | 378 | 890626 | 358 | 900160 | 386 | 905247 | 388 | 932120   | 223 | PAF021   | 150 |
| 820012 | 364 | 844487 | 51  | 860126 | 350 | 862826 | 357 | 880126 | 378 | 890647 | 358 | 900167 | 386 | 905326 | 388 | 932121   | 223 |          |     |
| 820050 | 366 | 844617 | 51  | 860147 | 344 | 862847 | 349 | 880147 | 374 | 890808 | 332 | 900170 | 386 | 905347 | 388 | 932210   | 221 |          |     |
| 820057 | 366 | 844667 | 51  | 860160 | 346 | 862926 | 357 | 880160 | 376 | 890826 | 43  | 900177 | 386 | 905426 | 388 | 932211   | 221 |          |     |
| 820150 | 366 | 844687 | 51  | 860167 | 346 | 862947 | 349 | 880167 | 376 | 890847 | 43  | 900226 | 384 | 905447 | 388 | 932220   | 223 |          |     |
| 820157 | 366 | 844817 | 51  | 860170 | 346 | 863826 | 357 | 880212 | 378 | 890908 | 332 | 900247 | 384 | 906126 | 388 | 932221   | 223 |          |     |
| 820212 | 364 | 844887 | 51  | 860177 | 346 | 863847 | 349 | 880226 | 378 | 890926 | 43  | 900360 | 386 | 906147 | 388 | 932310   | 221 |          |     |
| 820250 | 366 | 850030 | 7   | 860212 | 350 | 863926 | 357 | 880247 | 378 | 890947 | 43  | 900367 | 386 | 906226 | 189 | 932311   | 221 |          |     |
| 820257 | 366 | 850118 | 7   | 860226 | 350 | 863947 | 349 | 880360 | 376 | 891008 | 332 | 900370 | 386 | 906247 | 189 | 932320   | 223 |          |     |
| 820350 | 366 | 850121 | 7   | 860247 | 350 | 864506 | 188 | 880367 | 376 | 891026 | 43  | 900377 | 386 | 906326 | 189 | 932321   | 223 |          |     |
| 820357 | 366 | 850218 | 7   | 860360 | 346 | 864517 | 188 | 880560 | 376 | 891047 | 43  | 900560 | 386 | 906347 | 189 | 933130   | 221 |          |     |
| 821050 | 366 | 850221 | 7   | 860367 | 346 | 865506 | 186 | 880567 | 376 | 891108 | 332 | 900567 | 386 | 906426 | 388 | 933131   | 221 |          |     |
| 821057 | 366 | 850330 | 8   | 860370 | 346 | 865517 | 186 | 880760 | 376 | 891126 | 43  | 900570 | 386 | 906447 | 388 | 933230   | 221 |          |     |
| 821150 | 366 | 850418 | 8   | 860377 | 346 | 866106 | 187 | 880767 | 376 | 891147 | 43  | 900577 | 386 | 906526 | 189 | 933231   | 221 |          |     |
| 821157 | 366 | 850421 | 8   | 860512 | 350 | 866117 | 187 | 882160 | 376 | 891208 | 332 | 900660 | 387 | 906547 | 189 | 933330   | 223 |          |     |
| 821250 | 366 | 850518 | 8   | 860526 | 350 | 866306 | 187 | 882167 | 376 | 891226 | 43  | 900667 | 387 | 906726 | 189 | 933331   | 223 |          |     |
| 821257 | 366 | 850521 | 8   | 860547 | 350 | 866317 | 187 | 882226 | 382 | 891247 | 43  | 900760 | 386 | 906747 | 189 | 942009   | 274 |          |     |
| 821350 | 366 | 850630 | 9   | 860560 | 346 | 866506 | 187 | 882247 | 377 | 891308 | 332 | 900767 | 386 | 907126 | 388 | 944008   | 26  |          |     |
| 821357 | 366 | 850718 | 9   | 860567 | 346 | 866517 | 187 | 882326 | 382 | 891326 | 43  | 900770 | 386 | 907147 | 388 | 944100   | 26  |          |     |
| 822050 | 367 | 850721 | 9   | 860570 | 346 | 866706 | 187 | 882347 | 377 | 891347 | 43  | 900777 | 386 | 907226 | 388 | 944200   | 26  |          |     |
| 822057 | 367 | 850818 | 9   | 860577 | 346 | 866717 | 187 | 882360 | 376 | 891430 | 364 | 901126 | 388 | 907247 | 388 | 944300   | 26  |          |     |
| 822150 | 367 | 850821 | 9   | 860612 | 350 | 867106 | 185 | 882367 | 376 | 891800 | 332 | 901147 | 388 | 907326 | 388 | 944400   | 27  |          |     |
| 822157 | 367 | 850930 | 12  | 860626 | 350 | 867117 | 185 | 882426 | 382 | 891900 | 332 | 902160 | 386 | 907347 | 388 | 944410   | 27  |          |     |
| 822250 | 367 | 851030 | 13  | 860647 | 350 | 867306 | 185 | 882447 | 377 | 892000 | 332 | 902167 | 386 | 908126 | 388 | 944700   | 27  |          |     |
| 822257 | 367 | 851130 | 12  | 860660 | 347 | 867317 | 185 | 882560 | 376 | 892100 | 332 | 902170 | 386 | 908130 | 388 | 944710   | 27  |          |     |
| 822350 | 367 | 851230 | 13  | 860667 | 347 | 867506 | 185 | 882567 | 376 | 892110 | 324 | 902177 | 386 | 908147 | 388 | 948000   | 304 |          |     |
| 822357 | 367 | 851330 | 12  | 860712 | 350 | 867517 | 185 | 882626 | 382 | 892200 | 332 | 902226 | 388 | 908226 | 388 | 948100   | 304 |          |     |
| 828108 | 368 | 851430 | 13  | 860726 | 350 | 867706 | 185 | 882647 | 377 | 892330 | 332 | 902247 | 388 | 908247 | 388 | 20021211 | 123 |          |     |
| 828208 | 368 | 851530 | 12  | 860747 | 350 | 867717 | 185 | 882760 | 376 | 892347 | 332 | 902360 | 386 | 908326 | 388 | 20021411 | 123 |          |     |
| 828308 | 368 | 851630 | 13  | 860760 | 346 | 868106 | 186 | 882767 | 376 | 892430 | 332 | 902367 | 386 | 908347 | 388 | 20022111 | 123 |          |     |
| 828408 | 368 | 851730 | 13  | 860767 | 346 | 868117 | 186 | 882826 | 382 | 892447 | 332 | 902370 | 386 | 909026 | 384 | 20024211 | 123 |          |     |
| 828530 | 368 | 851830 | 14  | 860770 | 346 | 868306 | 186 | 882847 | 377 | 892530 | 332 | 902377 | 386 | 909047 | 384 | 20024411 | 123 |          |     |
| 828730 | 368 | 851930 | 14  | 860777 | 346 | 868317 | 186 | 882926 | 382 | 892547 | 332 | 902560 | 386 | 909100 | 384 | 20025111 | 124 |          |     |
| 828830 | 368 | 852030 | 18  | 862030 | 349 | 868506 | 186 | 882947 | 377 | 892630 | 324 | 902567 | 386 | 909130 | 388 | 30021111 | 90  |          |     |
| 840047 | 324 | 852118 | 18  | 862130 | 349 | 868517 | 186 | 886106 | 191 | 892700 | 364 | 902570 | 386 | 909200 | 384 | 30022311 | 90  |          |     |
| 840247 | 324 | 852218 | 18  | 862160 | 346 | 868706 | 186 | 886117 | 191 | 892800 | 364 | 902577 | 386 | 909300 | 384 | 30023411 | 90  |          |     |
| 841047 | 314 | 852318 | 19  | 862167 | 346 | 868717 | 186 | 886217 | 193 | 892900 | 364 | 902760 | 386 | 909400 | 384 | 30024211 | 90  |          |     |
| 841050 | 315 | 852321 | 19  | 862170 | 346 | 869026 | 350 | 886306 | 191 | 893000 | 364 | 902767 | 386 | 910047 | 370 | 30024611 | 90  |          |     |
| 841147 | 314 | 852418 | 19  | 862177 | 346 | 869047 | 350 | 886317 | 191 | 893200 | 365 | 902770 | 386 | 910050 | 372 | 81011108 | 46  |          |     |
| 841150 | 315 | 852421 | 19  | 862226 | 357 | 869100 | 344 | 886417 | 193 | 893300 | 365 | 902777 | 386 | 910057 | 372 | 81011408 | 46  |          |     |
| 841247 | 314 | 852518 | 19  | 862247 | 349 | 869106 | 188 | 886506 | 191 | 893430 | 364 | 903126 | 388 | 910147 | 370 | 81011508 | 46  |          |     |




PIPER-HEIDSIECK

Gange la Gange

Gange la Gange





BLACK  
GOLD



EXIT

TAL  
TAL MACK

